



US00D483142S

(12) **United States Design Patent**
Hsu

(10) **Patent No.:** **US D483,142 S**

(45) **Date of Patent:** **** Dec. 2, 2003**

(54) **PENDENT LAMP**

(76) Inventor: **Sam Hsu**, FL. 11, No. 195, Ning Hsia Road, Taichung (TW)

(**) Term: **14 Years**

(21) Appl. No.: **29/159,909**

(22) Filed: **May 1, 2002**

(51) **LOC (7) Cl.** **26-03**

(52) **U.S. Cl.** **D26/81; D26/86**

(58) **Field of Search** D26/72, 80-92,
D26/141, 144, 155; 362/147, 237, 404-406,
432, 806

(56) **References Cited**

U.S. PATENT DOCUMENTS

D49,983 S	*	12/1916	Barrows et al.	D26/81
1,741,408 A	*	12/1929	Doane et al.	362/405
5,941,631 A	*	8/1999	Hsu	362/405
D461,268 S	*	8/2002	Hsu	D26/86

OTHER PUBLICATIONS

Taiwan Lighting, May 2000, p. 58, #84006, chandelier in bottom left photo.*

Taiwan Lighting, Nov. 2001, p. 21, chandelier in photo on far left in center of page.*

* cited by examiner

Primary Examiner—Clare E. Heflin

(74) *Attorney, Agent, or Firm*—Rosenberg, Klein & Lee


(57) **CLAIM**

The ornamental design for a pendent lamp, as shown and described.

DESCRIPTION

FIG. 1 is a perspective view of pendent lamp showing my new design;
FIG. 2 is a front elevation view thereof;
FIG. 3 is a rear elevation view thereof;
FIG. 4 is a left side elevation view thereof;
FIG. 5 is a right side elevation view thereof;
FIG. 6 is a top plan view thereof; and,
FIG. 7 is a bottom plan view thereof.

1 Claim, 5 Drawing Sheets






FIG. 1




FIG. 2




FIG. 3




FIG. 4




FIG. 5

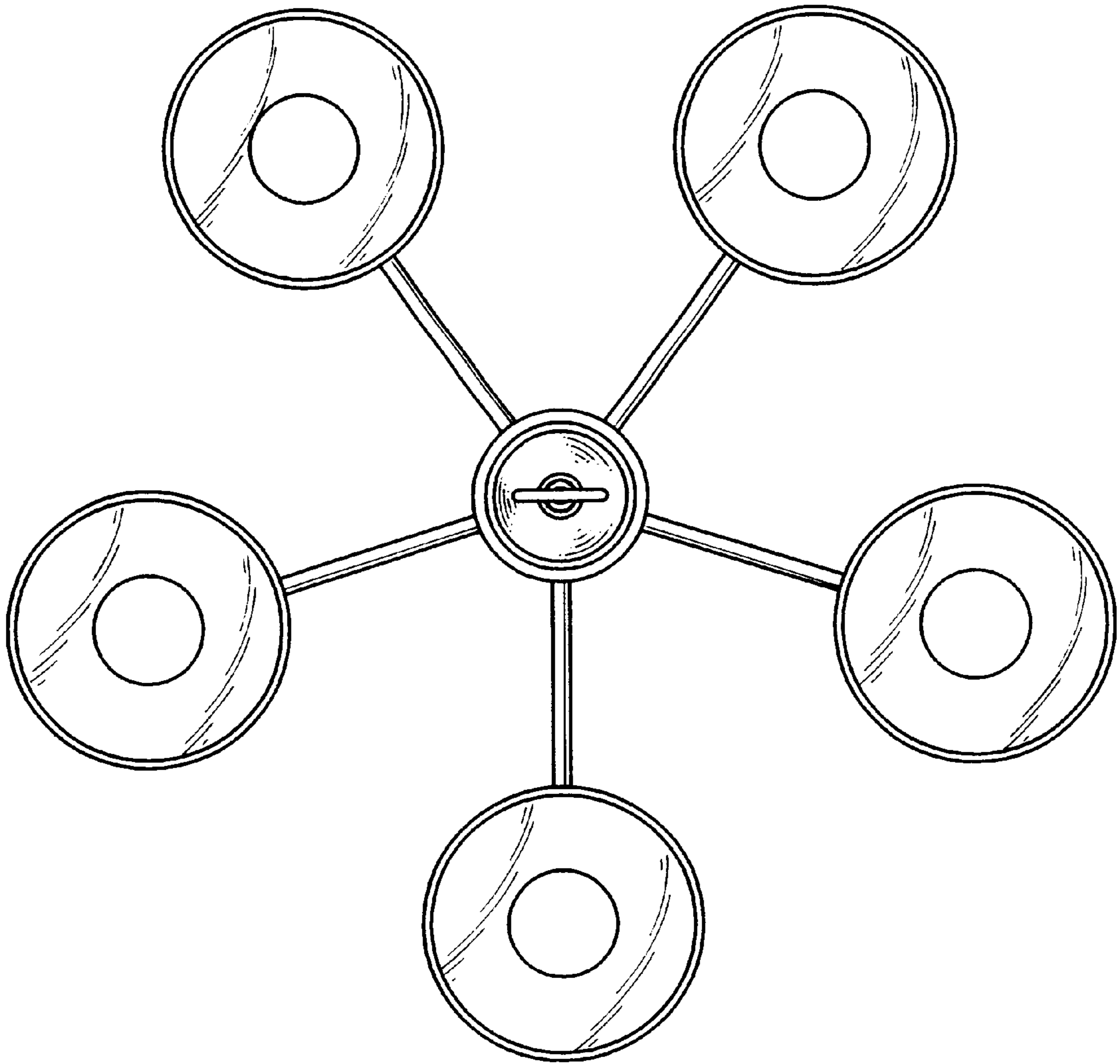


FIG. 6

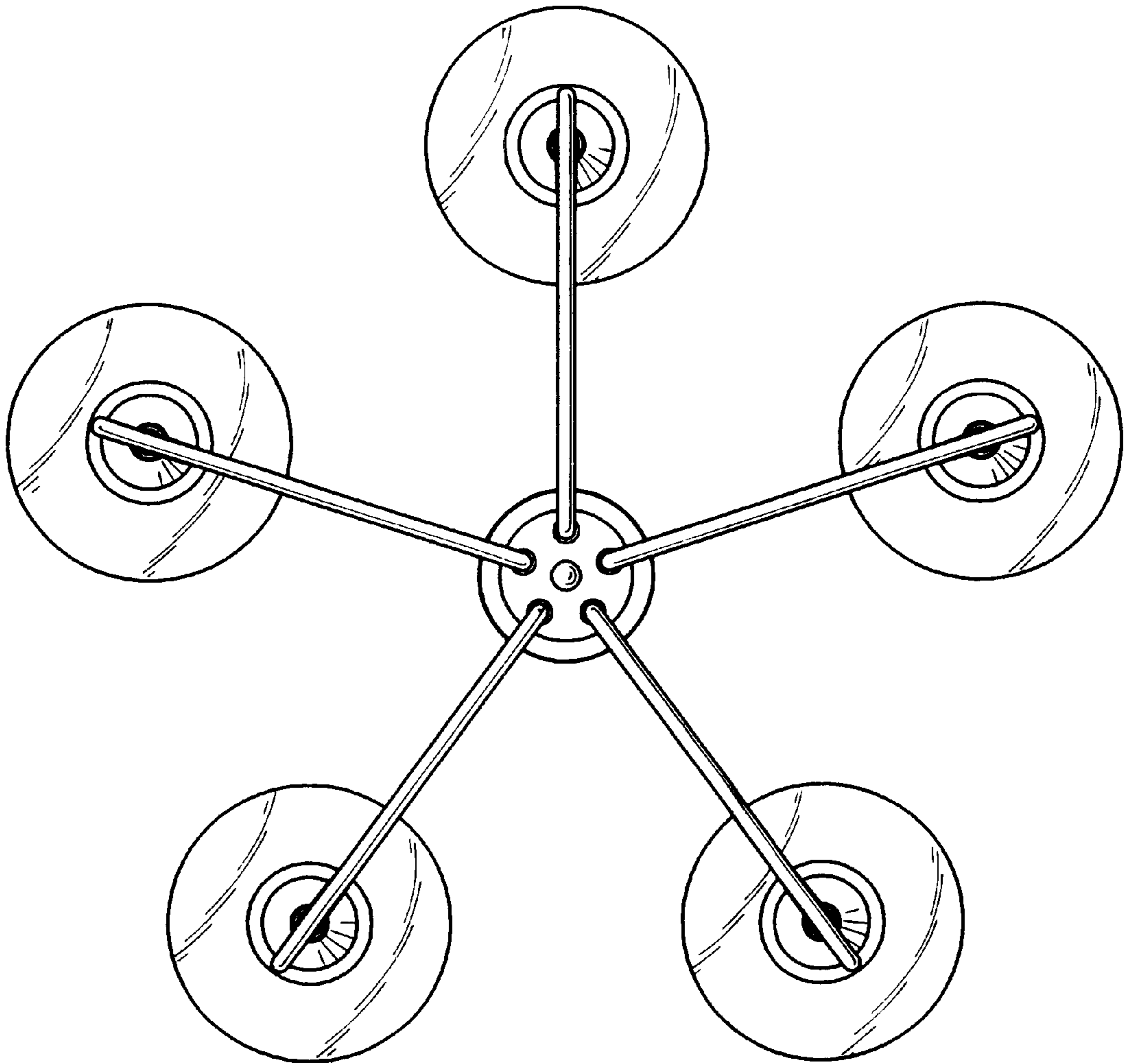


FIG. 7