



US00D483100S

(12) **United States Design Patent**  
**Krist et al.**

(10) **Patent No.:** **US D483,100 S**

(45) **Date of Patent:** **\*\* Dec. 2, 2003**

(54) **SANITARY PANEL COLUMN**

(75) Inventors: **Dieter Krist**, Winnenden (DE); **Bernd Hanel**, Fellbach-Oeffingen (DE)

(73) Assignee: **E. Missel GmbH & Co.**, Stuttgart (DE)

(\*\*) Term: **14 Years**

(21) Appl. No.: **29/153,565**

(22) Filed: **Jan. 7, 2002**

(30) **Foreign Application Priority Data**

Jul. 5, 2001 (DE) ..... 401 06 217  
Jul. 20, 2001 (DE) ..... 401 06 697

(51) **LOC (7) Cl.** ..... **23-02**

(52) **U.S. Cl.** ..... **D23/309**

(58) **Field of Search** ..... D23/270, 271,  
D23/273, 274, 295-301, 309-313; 4/663-664,  
667, 300, 420, 443-446, 449, 459, 460,  
475-478, 482-483, 234, 237-239, 905,  
DIG. 6, DIG. 8, DIG. 18, DIG. 12

(56) **References Cited**

**U.S. PATENT DOCUMENTS**

D90,837 S \* 10/1933 Davison ..... D23/274  
D107,551 S \* 12/1937 Sakier ..... D23/271  
D110,530 S \* 7/1938 Vaughn ..... D23/271  
D116,810 S \* 9/1939 Uphues ..... D23/301  
2,198,605 A \* 4/1940 Faber ..... D23/273 X  
D196,354 S \* 9/1963 Tiller ..... D23/274  
D199,048 S \* 9/1964 Tiller ..... D23/274

D213,442 S \* 3/1969 Ament ..... D23/273  
D223,916 S \* 6/1972 Ament ..... D23/300  
D223,917 S \* 6/1972 Ament ..... D23/271  
D242,620 S \* 12/1976 Frankel et al. .... D23/299  
D252,040 S \* 6/1979 Morris et al. .... D23/274  
4,962,550 A \* 10/1990 Ikenaga et al. .... 4/420  
5,400,443 A \* 3/1995 Marino ..... 4/DIG. 12 X

\* cited by examiner

*Primary Examiner*—Louis S. Zarfaz

*Assistant Examiner*—Robert A. Delehanty

(74) *Attorney, Agent, or Firm*—Townsend and Townsend and Crew LLP

(57) **CLAIM**

The ornamental design for sanitary panel column, as shown and described herein.

**DESCRIPTION**

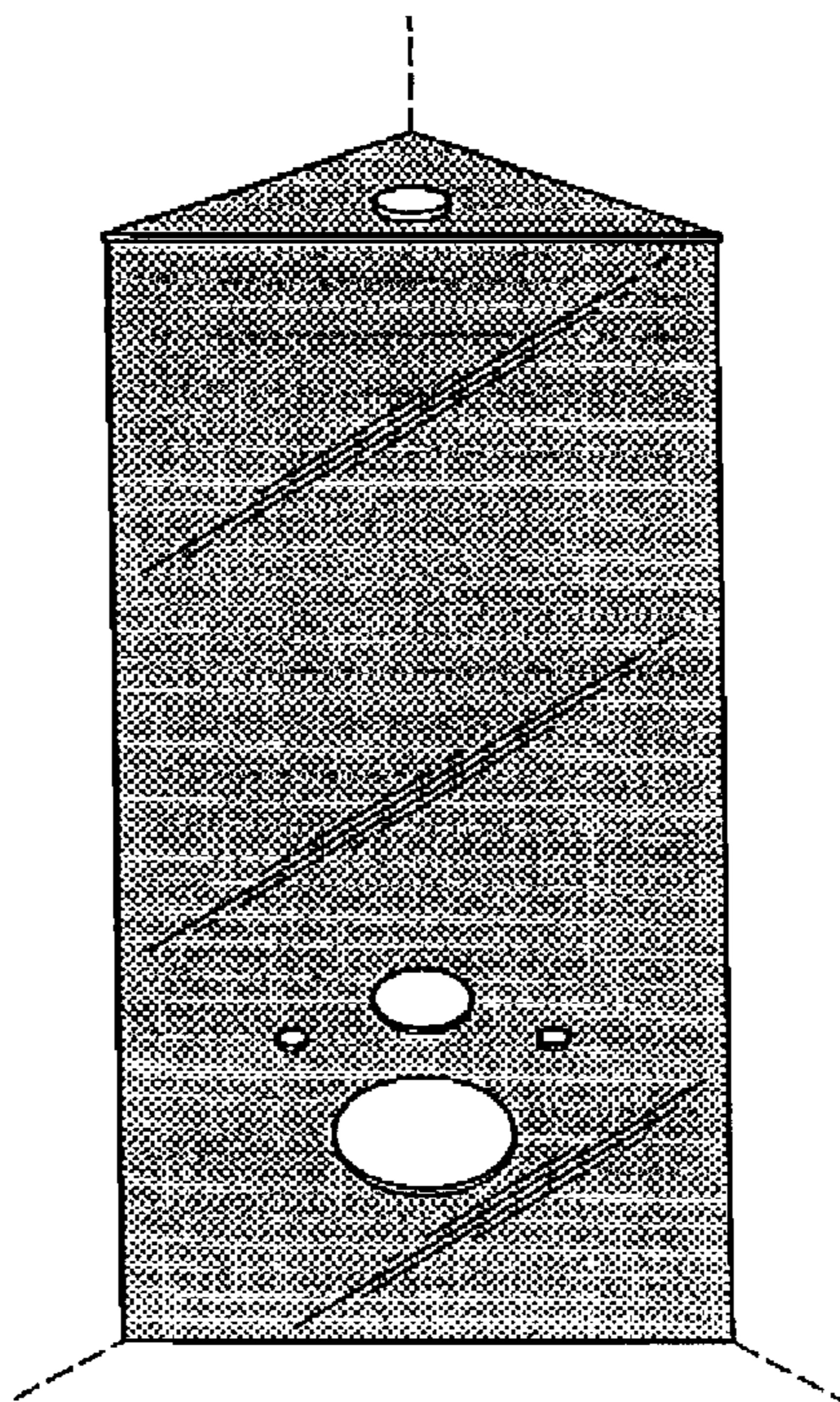
FIG. 1 is a front and top perspective view of a sanitary panel column showing our new design in condition of use with a toilet bowl and having panels of contrasting colors as denoted by the dark shading employed thereon;

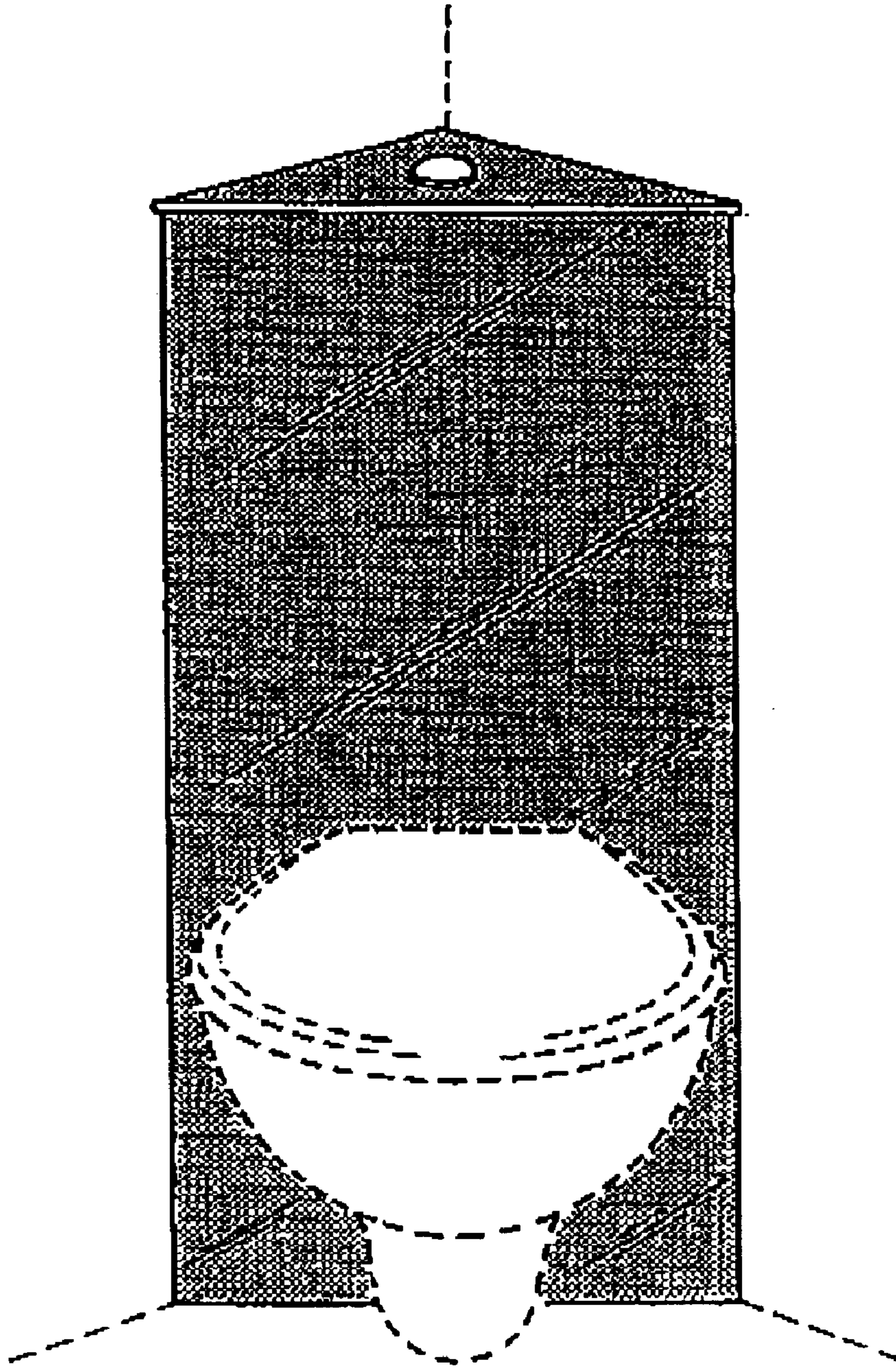
FIG. 2 is a front and top perspective view thereof taken from the left side angle showing the panels in an exploded position for clarity of illustration; and,

FIG. 3 is a front and top perspective view thereof, shown separately for clarity of illustration.


The broken lines showing of a toilet bowl and wall/floor corner lines is for illustrative purposes only and form no part of the claimed design.

**1 Claim, 3 Drawing Sheets**

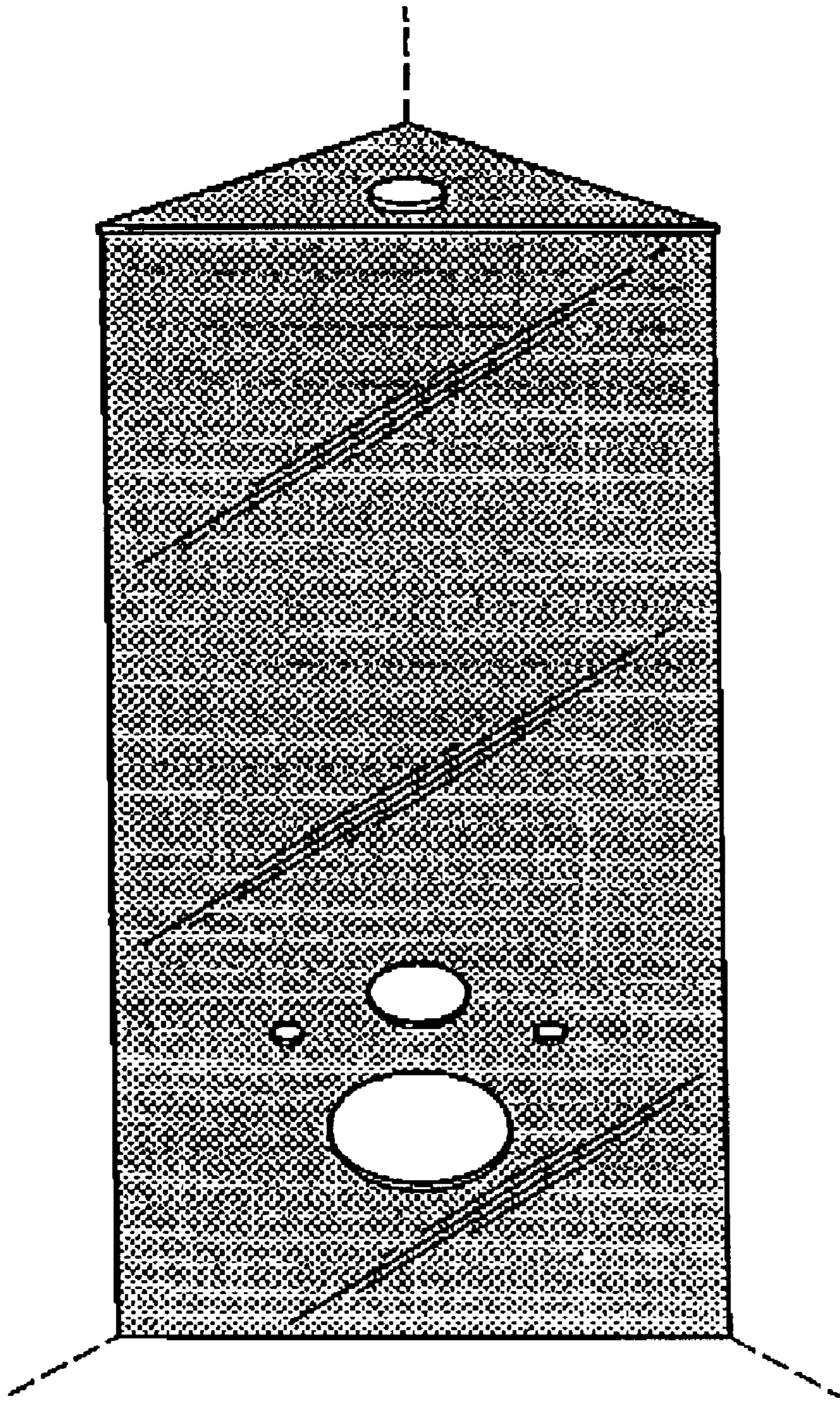




**FIG. 1**



**FIG. 2**



**FIG. 3**