



US00D483067S

(12) **United States Design Patent**
Takanashi

(10) **Patent No.:** **US D483,067 S**

(45) **Date of Patent:** **** Dec. 2, 2003**

(54) **BALLPOINT PEN**

(75) Inventor: **Kazuhiko Takanashi**, Tokyo (JP)

(73) Assignee: **Mitsubishi Pencil Co., Ltd.**, Tokyo (JP)

(**) Term: **14 Years**

(21) Appl. No.: **29/173,198**

(22) Filed: **Dec. 26, 2002**

(30) **Foreign Application Priority Data**

Oct. 30, 2002 (CN) 02 3 51591

(51) **LOC (7) Cl.** **19-06**

(52) **U.S. Cl.** **D19/43; D19/49; D19/55; D19/56**

(58) **Field of Search** D19/35, 36, 41-51, D19/53-58, 81-85; 401/6, 7, 88, 98, 202, 209, 213, 243-247, 262; 24/11 R

(56) **References Cited**

U.S. PATENT DOCUMENTS

- 2,473,689 A * 6/1949 Colstad 24/11 R
- D169,446 S * 4/1953 Kahn D19/51
- 3,604,817 A * 9/1971 Funahashi 401/199
- D240,817 S * 8/1976 Funahashi D19/48
- D343,418 S * 1/1994 Dugelay D19/51

- D436,127 S * 1/2001 Hung D19/43
- D445,826 S * 7/2001 Baudino et al. D19/43
- D452,271 S * 12/2001 Owen et al. D19/43
- D454,588 S * 3/2002 Takanashi D19/43

OTHER PUBLICATIONS

Takanashi, "Roller Ballpoint Pen," Sanford North America, Dec. 5, 2002, 3 pages.

* cited by examiner

Primary Examiner—Martie K. Holtje

(74) *Attorney, Agent, or Firm*—Foley & Lardner

(57) **CLAIM**

The ornamental design for a ballpoint pen, as shown and described.

DESCRIPTION

FIG. 1 is a perspective view of a ballpoint pen showing my new design;
 FIG. 2 is a front elevational view thereof;
 FIG. 3 is a left side view thereof, the right side being a mirror image of the left side;
 FIG. 4 is a rear elevational view thereof;
 FIG. 5 is a top plan view thereof;
 FIG. 6 is a bottom plan view thereof; and,
 FIG. 7 is a perspective view thereof with the cap removed.

1 Claim, 2 Drawing Sheets

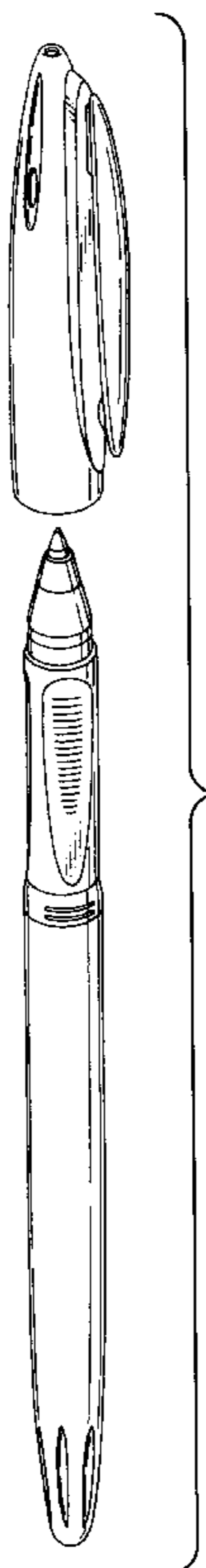


Fig.1

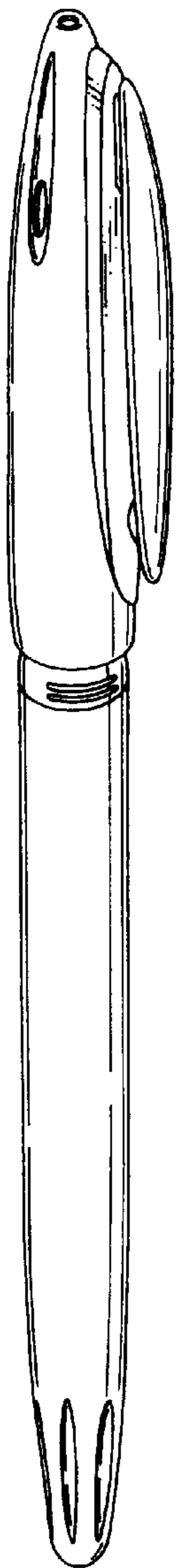


Fig.2

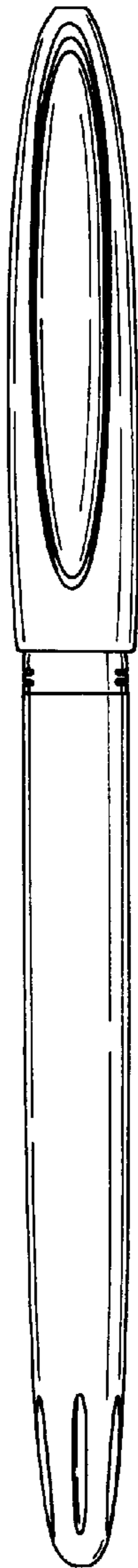


Fig.3

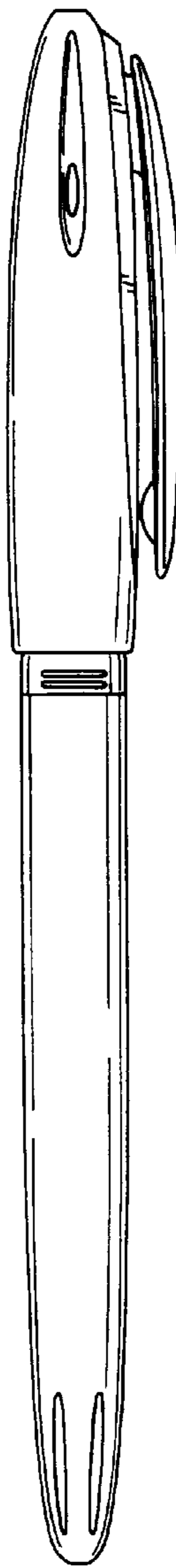


Fig. 4

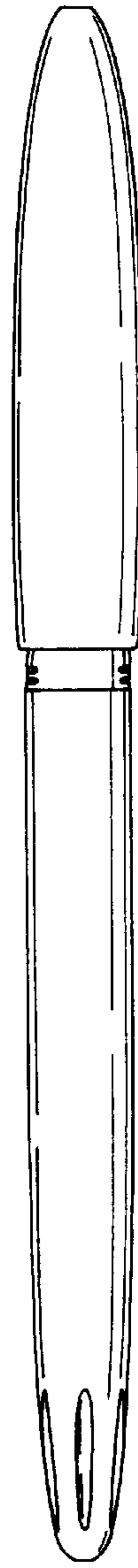


Fig. 7

Fig. 5



Fig. 6

