



US00D483066S

(12) **United States Design Patent**
Takanashi

(10) **Patent No.:** **US D483,066 S**

(45) **Date of Patent:** **** Dec. 2, 2003**

(54) **BALLPOINT PEN**

(75) Inventor: **Kazuhiko Takanashi**, Tokyo (JP)

(73) Assignee: **Mitsubishi Pencil Co., Ltd.**, Tokyo (JP)

(**) Term: **14 Years**

(21) Appl. No.: **29/171,979**

(22) Filed: **Dec. 4, 2002**

(30) **Foreign Application Priority Data**

Jun. 7, 2002 (JP) 2002-015357

(51) **LOC (7) Cl.** **19-06**

(52) **U.S. Cl.** **D19/43; D19/56**

(58) **Field of Search** D19/35, 36, 41-51,
D19/53-58, 81-85; 401/98, 202, 213, 243,
244, 245, 246, 247, 262, 209, 107

(56) **References Cited**

U.S. PATENT DOCUMENTS

D153,290 S * 4/1949 Jensen
2,479,414 A * 8/1949 Sanbonmatsu 401/107

D401,275 S * 11/1998 Otake D19/43

D438,246 S * 2/2001 Hollington et al. D19/51

D451,545 S * 12/2001 Tsuchikura D19/36

D472,271 S * 3/2003 Middleton et al. D19/57

D472,575 S * 4/2003 Middleton et al. D19/43

* cited by examiner

Primary Examiner—Martie K. Holtje

(74) *Attorney, Agent, or Firm*—Foley & Lardner

(57) **CLAIM**

The ornamental design for a ballpoint pen, as shown and described.

DESCRIPTION

FIG. 1 is a front perspective view of a ballpoint pen showing my new design;

FIG. 2 is a front elevational view thereof;

FIG. 3 is a left side view thereof; the right side view being a mirror image thereof;

FIG. 4 is a rear elevational view thereof;

FIG. 5 is a top plan view thereof;

FIG. 6 is a bottom plan view thereof; and,

FIG. 7 is a front perspective view in an exploded condition.

1 Claim, 2 Drawing Sheets

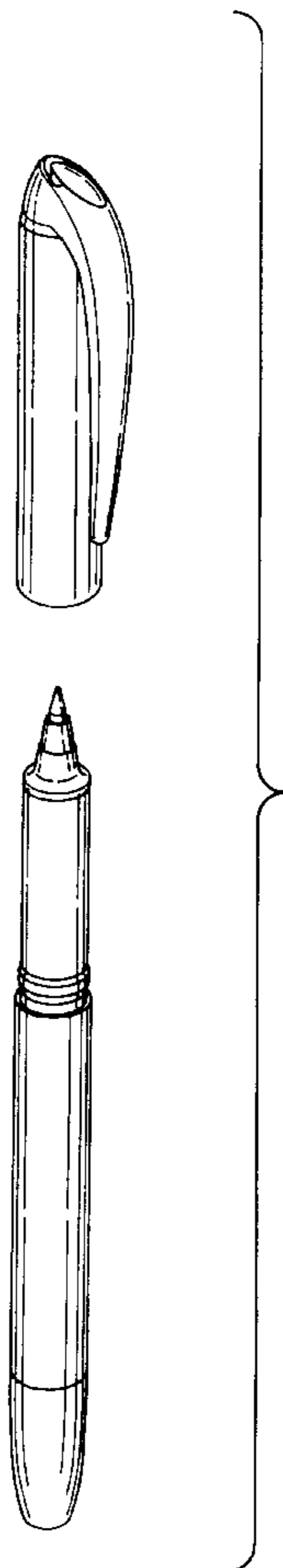


Fig. 1

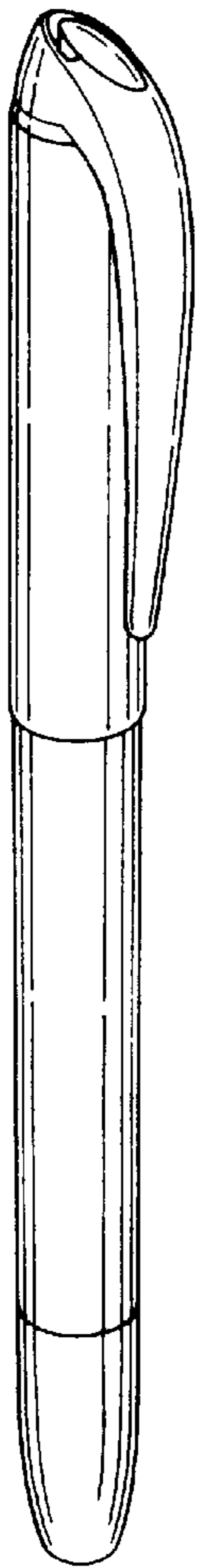


Fig. 2

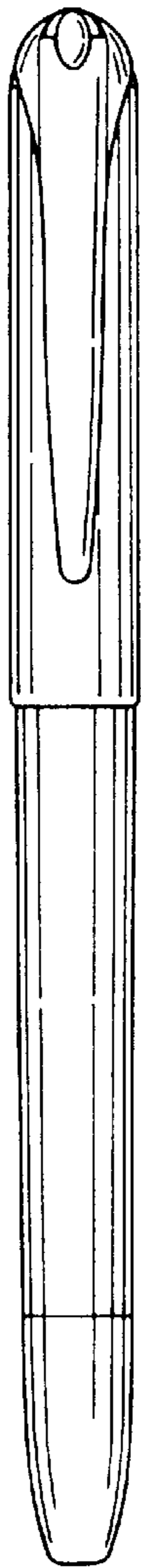


Fig. 3

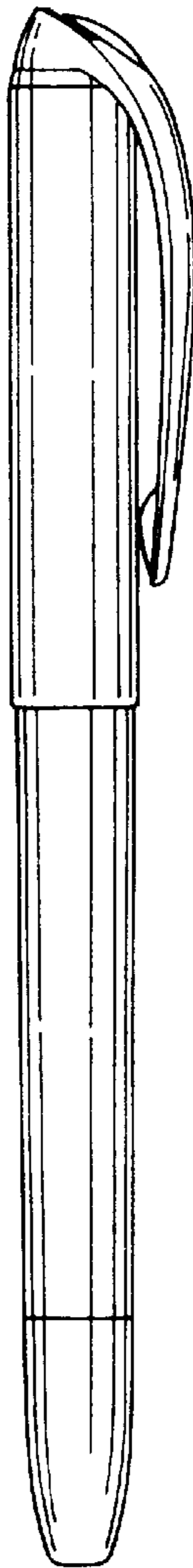


Fig. 4



Fig.5



Fig.6

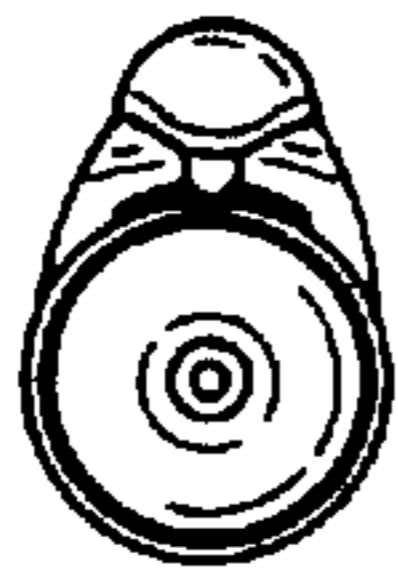


Fig.7

