



US00D483065S

(12) **United States Design Patent**  
**Cetera**

(10) **Patent No.:** **US D483,065 S**

(45) **Date of Patent:** **\*\* Dec. 2, 2003**

(54) **PEN**

(75) **Inventor:** **Carl Cetera, Tenafly, NJ (US)**

(73) **Assignee:** **Cotapaxi, Inc., Englewood, NJ (US)**

(\*\*) **Term:** **14 Years**

(21) **Appl. No.:** **29/175,082**

(22) **Filed:** **Jan. 28, 2003**

(51) **LOC (7) Cl.** ..... **19-06**

(52) **U.S. Cl.** ..... **D19/36; D19/51; D19/55;**  
**D19/56; D14/411**

(58) **Field of Search** ..... **D14/411; D19/35,**  
**D19/36, 41-51, 53-58, 81-85; 401/6, 7,**  
**88, 99-101, 103-106, 107-110, 111-117,**  
**209, 195, 52, 29-34, 17, 18; 178/19.01-19.05;**  
**345/179-183**

(56) **References Cited**

**U.S. PATENT DOCUMENTS**

D228,369 S	*	9/1973	Longarzo	.....	D19/51
D362,649 S	*	9/1995	Rak et al.	.....	D14/411
D364,424 S	*	11/1995	Shimizu	.....	D19/51
5,564,850 A	*	10/1996	Nagaoka	.....	401/37
5,617,304 A		4/1997	Huang	.....	362/118
D390,872 S		2/1998	Sunaga	.....	D19/36

D402,690 S		12/1998	Hazzard	.....	D19/51
5,889,512 A	*	3/1999	Moller et al.	.....	345/179
5,913,629 A		6/1999	Hazzard	.....	401/33
6,050,735 A		4/2000	Hazzard	.....	401/33
D424,112 S		5/2000	Hazzard	.....	D19/54
D430,210 S	*	8/2000	Shimizu	.....	D19/51
D431,598 S	*	10/2000	Kim et al.	.....	D19/36
D436,375 S	*	1/2001	Rosenbaum	.....	D19/51
D437,185 S	*	2/2001	Freed	.....	D7/510
6,361,232 B1		3/2002	Nagaoka	.....	401/37
D458,635 S	*	6/2002	Boyle et al.	.....	D19/36

\* cited by examiner

*Primary Examiner*—Martie K. Holtje

(74) *Attorney, Agent, or Firm*—Mark D. Nielsen; The Soni Law Firm

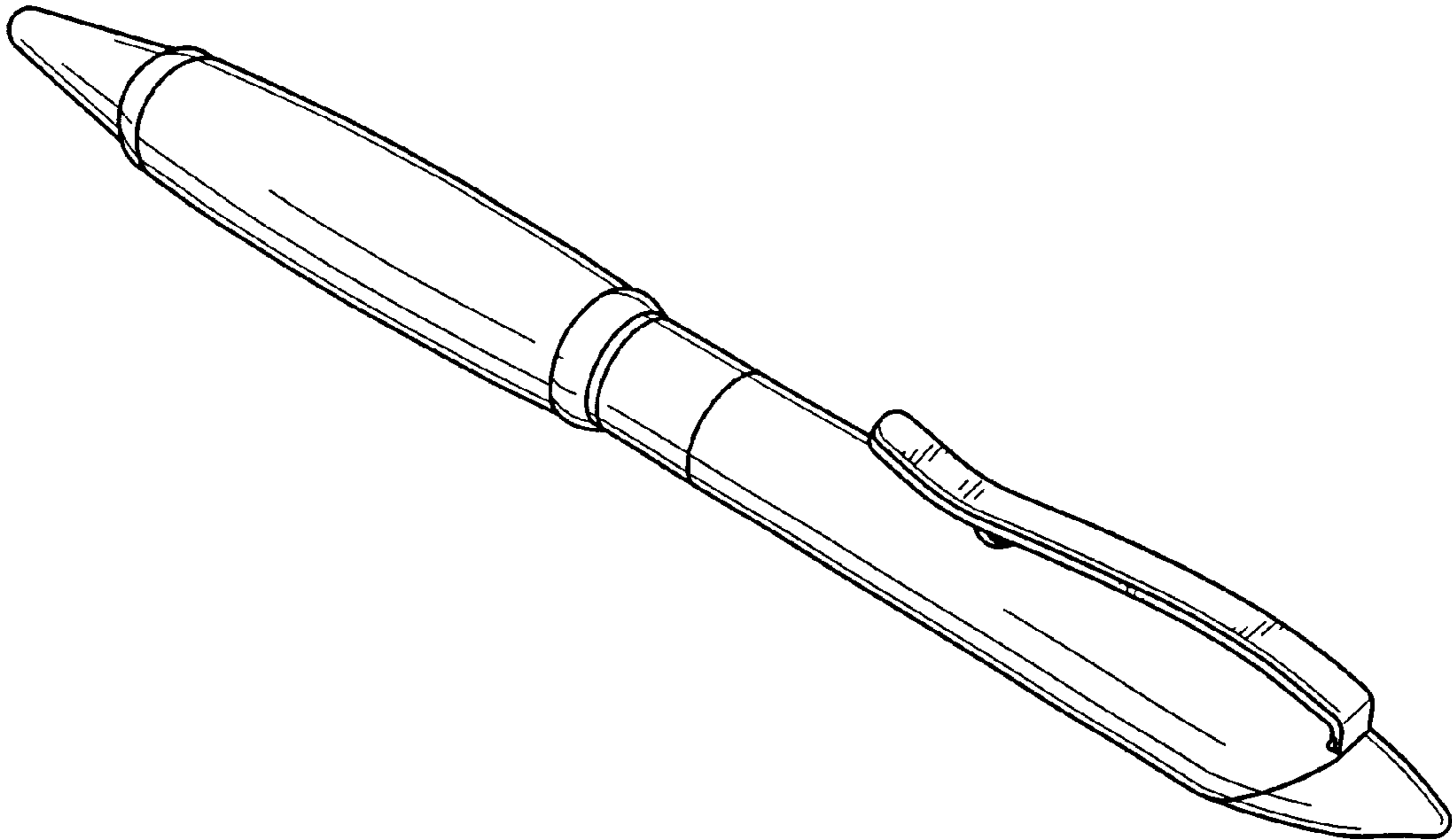
(57) **CLAIM**

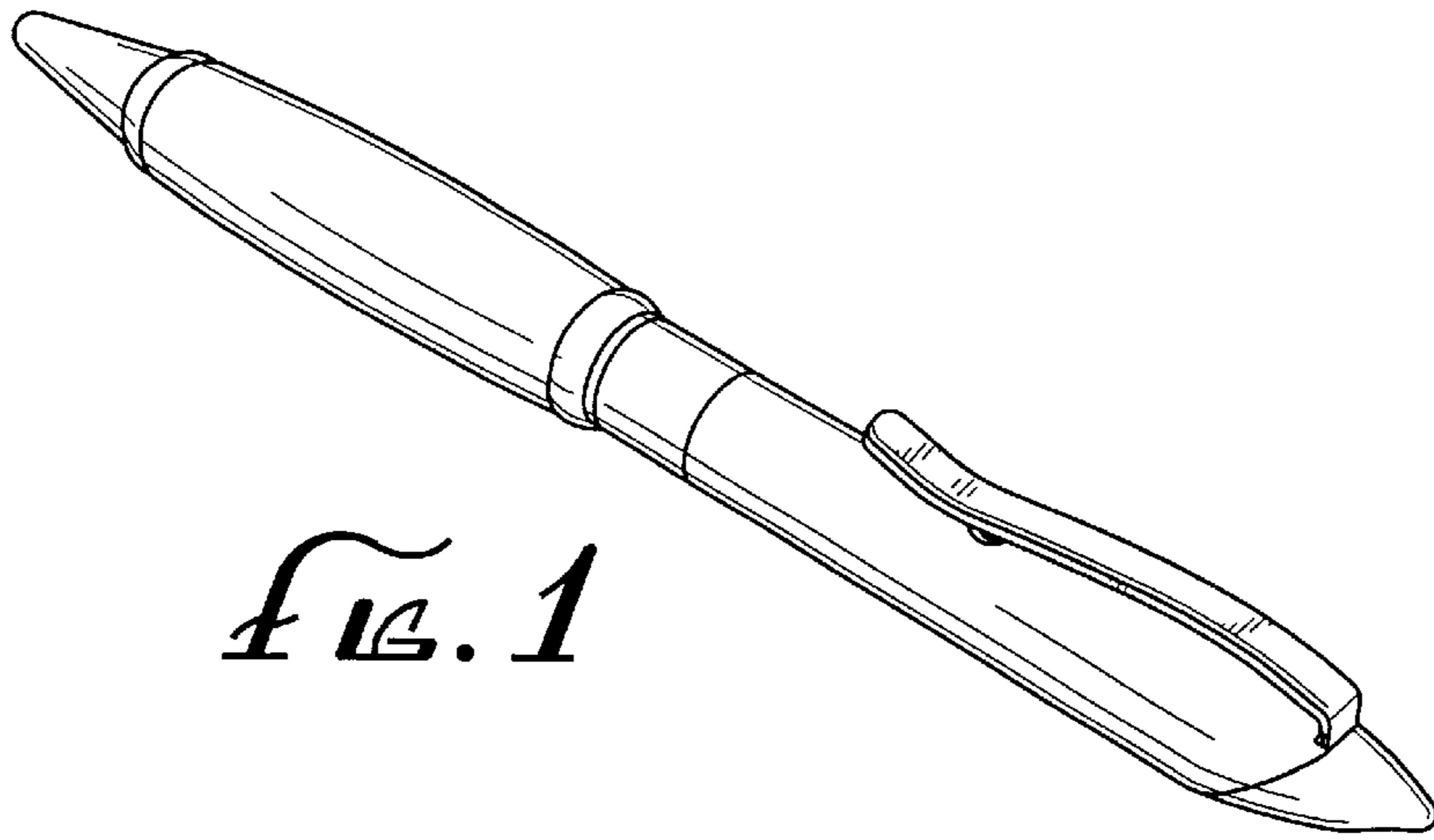
The ornamental design for a pen, as shown and described.

**DESCRIPTION**


FIG. 1 is a perspective view of a pen;  
FIG. 2 is a right side elevational view of the pen of FIG. 1;  
FIG. 3 is a front elevational view of the pen of FIG. 1;  
FIG. 4 is a rear elevational view of the pen of FIG. 1;  
FIG. 5 is a bottom plan view of the pen of FIG. 1; and,  
FIG. 6 is a top plan view of the pen of FIG. 1.

**1 Claim, 1 Drawing Sheet**

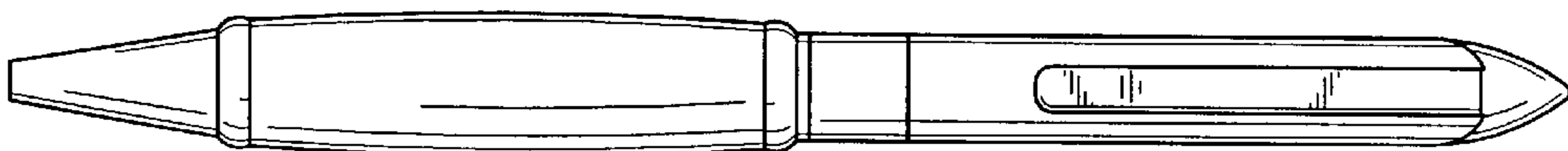





*FIG. 1*



*FIG. 2*



*FIG. 3*



*FIG. 4*



*FIG. 5*



*FIG. 6*