



US00D483064S

(12) **United States Design Patent**
Woods et al.

(10) **Patent No.: US D483,064 S**

(45) **Date of Patent: ** Dec. 2, 2003**

(54) **OPEN COMMUNICATOR MAILER**

(76) Inventors: **Marisa Woods**, 27943 Ridgeview Ct.,
Rancho Palos Verdes, CA (US) 90275;
Stanley Zimmerman, 2150 S. Pontius
Ave., Los Angeles, CA (US) 90025

(**) Term: **14 Years**

(21) Appl. No.: **29/161,834**

(22) Filed: **Jun. 4, 2002**

(51) **LOC (7) Cl. 19-01**

(52) **U.S. Cl. D19/3; D19/2**

(58) **Field of Search D19/1, 2, 3, 4,**
D19/5, 6, 7, 8, 86; 229/67.1, 67.4, 68.1,
300, 301-306, 307-316, 71, 72, 76, 80,
80.5, 92, 92.8, 921, 922, 929; 283/116,
117, 56; 428/137

(56) **References Cited**

U.S. PATENT DOCUMENTS

1,043,243 A * 11/1912 Mitchell 229/92.3
1,593,911 A * 7/1926 Patterson 283/56 X
1,946,751 A * 2/1934 McCarthy 229/92.3
1,985,592 A * 12/1934 Woodward 229/70
2,279,164 A * 4/1942 Gettleman 283/56
2,985,464 A 5/1961 McFarland 283/58
D263,315 S 3/1982 Petersson D19/1
4,375,868 A 3/1983 Slotar 229/92.3
4,706,878 A 11/1987 Lubotta 229/73
4,781,322 A * 11/1988 Humm 229/303
4,784,317 A 11/1988 Chen 229/92.3

5,464,255 A 11/1995 Schlidmeyer 283/116
5,603,529 A * 2/1997 Breindel 283/56
5,648,143 A * 7/1997 Mehta et al. 428/137
6,123,361 A * 9/2000 Cohen 283/56
6,129,389 A 10/2000 Younger 283/116
6,179,202 B1 * 1/2001 Alexander et al. 229/92.8

FOREIGN PATENT DOCUMENTS

EP 0365725 10/1988 B42D/15/08

* cited by examiner

Primary Examiner—Martie K. Holtje

(74) *Attorney, Agent, or Firm*—W. D. English, III

(57) **CLAIM**

The ornamental design for an open communicator mailer, as shown and described.

DESCRIPTION

FIG. 1 is a front elevational view of an open communicator mailer showing our new design in an opened condition;

FIG. 2 is a rear elevational view thereof;

FIG. 3 is a front elevational view in a folded condition;


FIG. 4 is a rear elevational view thereof;

FIG. 5 is a front perspective view in a partially opened condition; and,

FIG. 6 is a rear elevational view thereof.

The indicia depicted by means of broken lines in FIGS. 1, 3, and 5 is shown for illustrative purposes only and forms no part of the claimed design.

1 Claim, 4 Drawing Sheets






Fig. 1




Fig. 2




Fig. 3

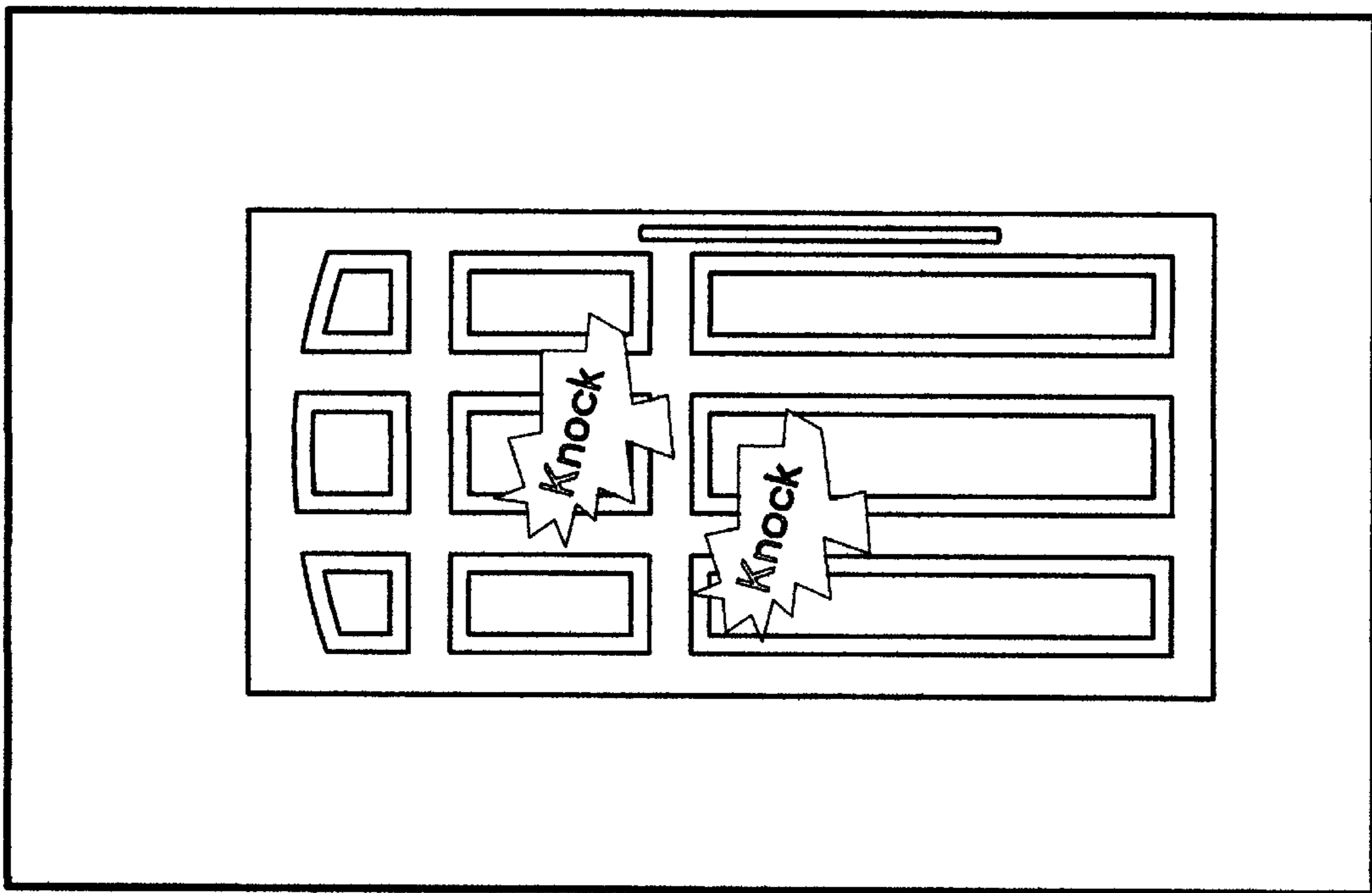


Fig. 4




Fig. 5




Fig. 6