



US00D483057S

(12) **United States Design Patent**
Bergeron et al.

(10) **Patent No.:** **US D483,057 S**

(45) **Date of Patent:** **** Dec. 2, 2003**

(54) **CURRENCY ACCEPTOR SYSTEM**

(75) Inventors: **Alfred F. Bergeron**, Chester Springs, PA (US); **Robert J. Clauser**, Columbus, NJ (US); **Christopher L. Crawford**, Pottstown, PA (US); **David C. Deaville**, West Chester, PA (US); **Charles Richard Lewis, Jr.**, Palo Alto, CA (US); **Michael D. Nunn**, West Chester, PA (US); **John D. Snider**, West Chester, PA (US); **Jeffrey T. Thawley**, Wilmington, DE (US); **Raymond M. Walker**, Bedford, NH (US); **William H. Wurz**, San Francisco, CA (US)

(73) Assignee: **Mars Incorporated**, McLean, VA (US)

(**) Term: **14 Years**

(21) Appl. No.: **29/165,414**

(22) Filed: **Aug. 8, 2002**

(51) **LOC (7) Cl.** **18-01**

(52) **U.S. Cl.** **D18/3.3; D99/28**

(58) **Field of Search** **D18/3.1-3.3, 5; D99/34-35, 99, 28; 209/534, 657; 235/379; 453/3, 10, 61; 382/135; D10/97; 222/106**

(56) **References Cited**

U.S. PATENT DOCUMENTS

D239,208 S * 3/1976 Jacobson D18/5

D241,450 S * 9/1976 King D99/28
D278,831 S * 5/1985 Bressler et al. D18/3.3
D331,770 S * 12/1992 Kriedich et al. D18/5
5,340,967 A * 8/1994 Martin et al. 235/379
D369,984 S * 5/1996 Larsen D10/97
D376,246 S * 12/1996 Sugawara et al. D99/28
D377,766 S * 2/1997 Hidaka et al. D18/3.3
6,209,595 B1 * 4/2001 Granath 222/106 X
D445,124 S * 7/2001 Naito D18/3.3
D452,973 S * 1/2002 Kuwada D18/3.3

* cited by examiner

Primary Examiner—Paula A. Mortimer
(74) *Attorney, Agent, or Firm*—Fish & Richardson P.C.

(57) **CLAIM**

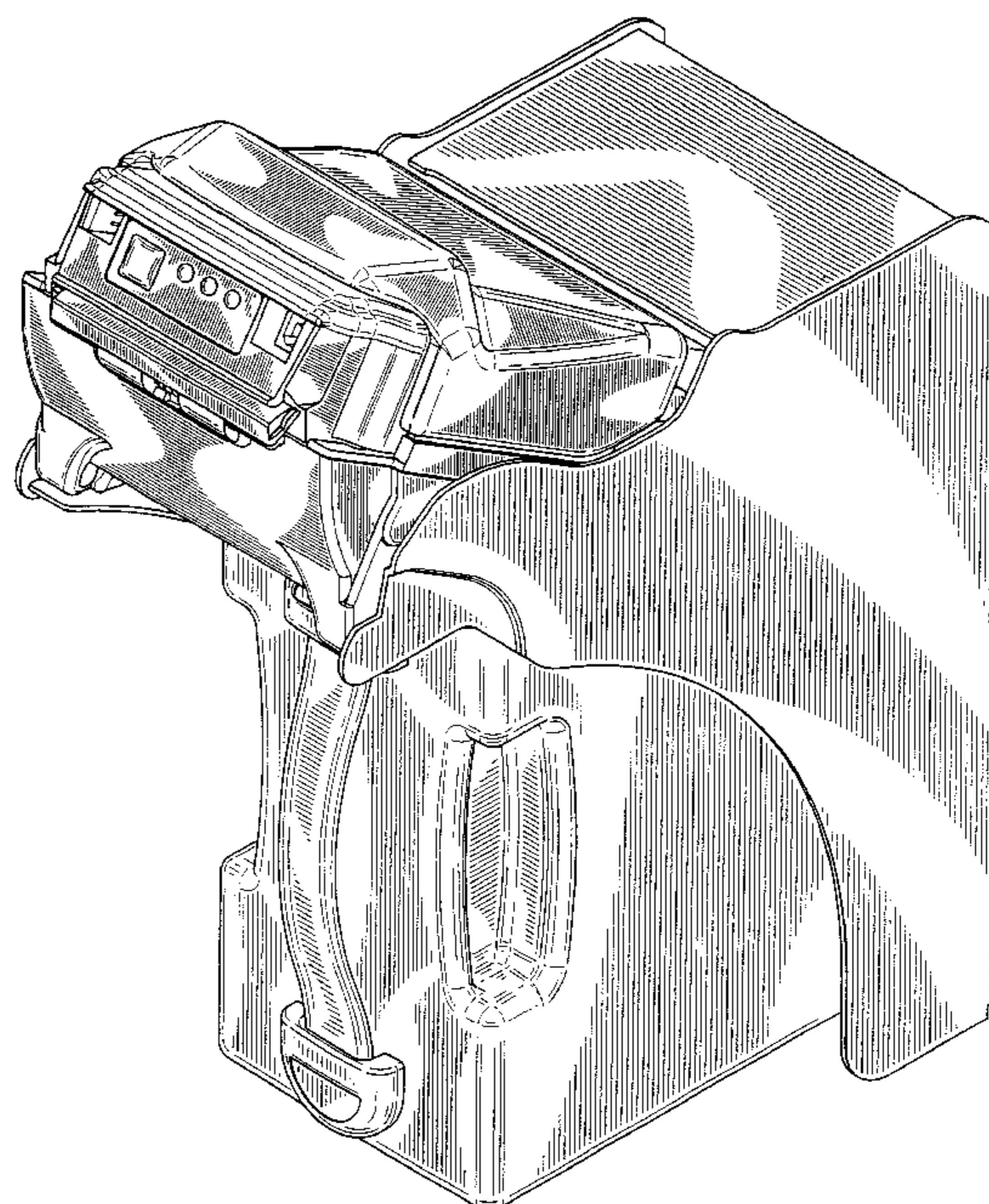

The ornamental design for a currency acceptor system, as shown and described.

DESCRIPTION

FIG. 1 is a front perspective view of a currency acceptor system showing our new design, the undisclosed side, rear, and bottom are not part of the claimed design; and,

FIG. 2 is a front perspective view of a currency acceptor system of a second embodiment showing our new design, the undisclosed side, rear, and bottom are not part of the claimed design.

1 Claim, 2 Drawing Sheets






FIG. 1

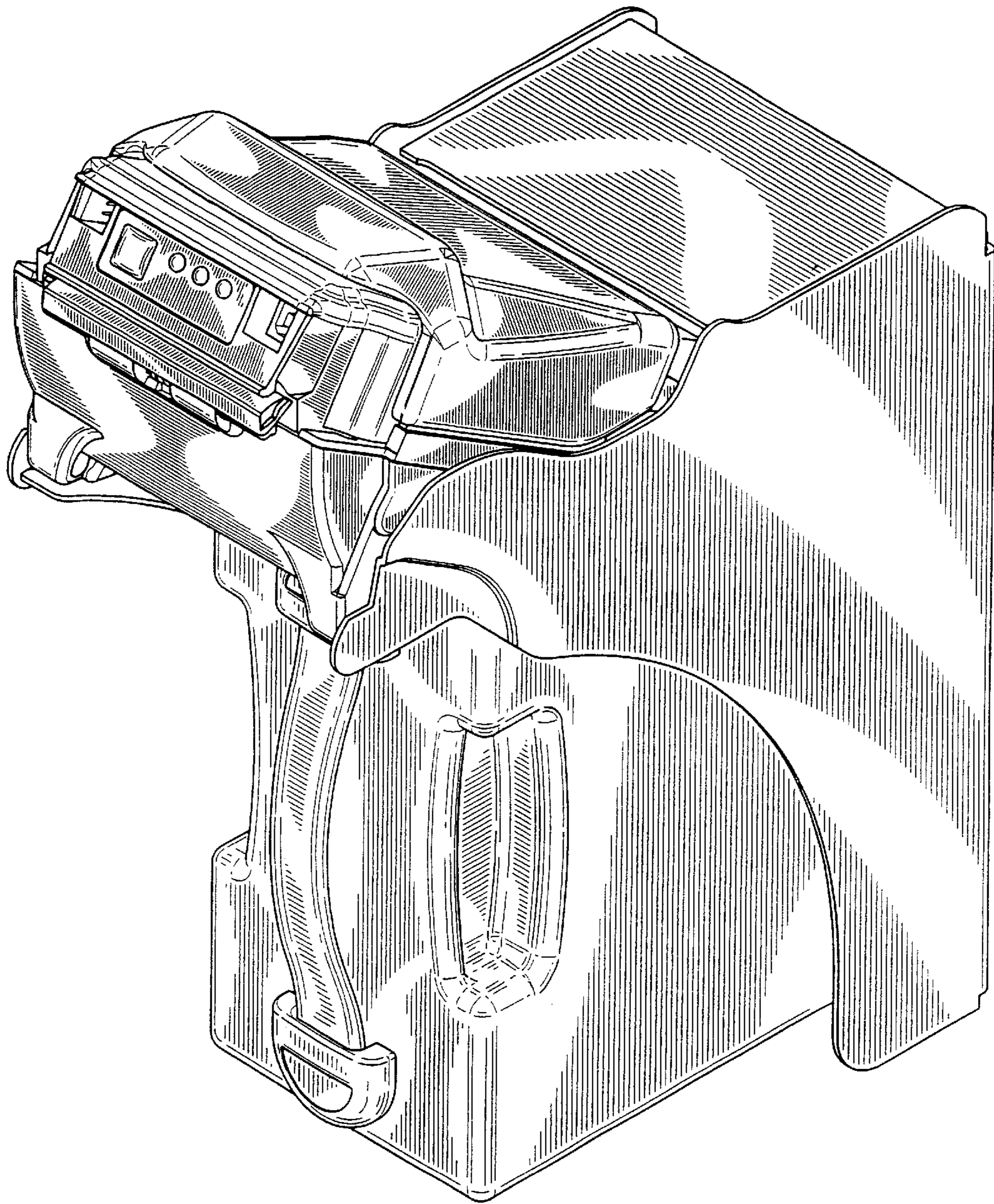


FIG. 2