



US00D483044S

(12) **United States Design Patent**
Becke

(10) **Patent No.:** **US D483,044 S**

(45) **Date of Patent:** **** Dec. 2, 2003**

(54) **REFRIGERATOR**

D468,325 S * 1/2003 Lorek et al. D15/81

(75) Inventor: **Christoph Becke**, Grosskarolinenfeld (DE)

* cited by examiner

Primary Examiner—Mitchell Siegel

(73) Assignee: **BSH Bosch und Siemens Hausgeräte GmbH**, Munich (DE)

(74) *Attorney, Agent, or Firm*—Laurence A. Greenberg; Werner H. Stemer; Gregory L. Mayback

(**) Term: **14 Years**

(57) **CLAIM**

(21) Appl. No.: **29/170,448**

The ornamental design for a refrigerator, as shown and described.

(22) Filed: **Nov. 6, 2002**

DESCRIPTION

(30) **Foreign Application Priority Data**

May 6, 2002 (WO) DM/060 179

(51) **LOC (7) Cl.** **15-07**

(52) **U.S. Cl.** **D15/81**

(58) **Field of Search** D15/79-91; 62/246-252, 62/371, 444, 445, 457.2; 312/114, 116, 128, 236, 237; 211/49.1, 74, 75, 88, 90, 126, 153


FIG. 1 is a top, front, left perspective view of the refrigerator;
FIG. 2 is a front view thereof;
FIG. 3 is a right side view thereof;
FIG. 4 is a left side view thereof;
FIG. 5 is a top, rear, left perspective view thereof;
FIG. 6 is a rear view thereof;
FIG. 7 is a top view thereof;
FIG. 8 is a bottom view thereof;
FIG. 9 is a top, front, left perspective view thereof with a door open;
FIG. 10 is a front view thereof with the door open; and,
FIG. 11 is a partial view thereof showing the inside of the door.

(56) **References Cited**

U.S. PATENT DOCUMENTS

D327,793 S * 7/1992 McGrory D6/448
D369,608 S * 5/1996 Ratchford D15/80

1 Claim, 6 Drawing Sheets






FIG. 1




FIG. 2




FIG. 3




FIG. 4




FIG. 5




FIG. 6




FIG. 7




FIG. 8




FIG. 9




FIG. 10



FIG. 11