



US00D483039S

(12) **United States Design Patent**
Falk

(10) **Patent No.:** **US D483,039 S**

(45) **Date of Patent:** **** Dec. 2, 2003**

(54) **FACSIMILE DEVICE**

(75) **Inventor:** **Kevin Lloyd Falk, Boise, ID (US)**

(73) **Assignee:** **Hewlett-Packard Development Company, L.P., Houston, TX (US)**

(**) **Term:** **14 Years**

(21) **Appl. No.:** **29/170,179**

(22) **Filed:** **Oct. 31, 2002**

(51) **LOC (7) Cl.** **16-03**

(52) **U.S. Cl.** **D14/462; D14/471**

(58) **Field of Search** **D14/462-471, D14/474; 358/400, 401, 305, 407, 442**

(56) **References Cited**

U.S. PATENT DOCUMENTS

D290,959 S	*	7/1987	Ooie	D14/462
D329,230 S	*	9/1992	Masuda	D14/462
5,257,308 A	*	10/1993	Washio et al.	358/400
D344,079 S	*	2/1994	Inuai et al.	D14/462

D345,353 S	*	3/1994	Dietrich	D14/462
D374,222 S	*	10/1996	Brandt	D14/471
5,673,117 A	*	9/1997	Ezumi et al.	358/400
5,798,848 A	*	8/1998	Ouchi	358/400
5,825,505 A	*	10/1998	Toyoda et al.	358/400
6,222,644 B1	*	4/2001	Chen et al.	358/400

* cited by examiner

Primary Examiner—Prabhakar Deshmukh

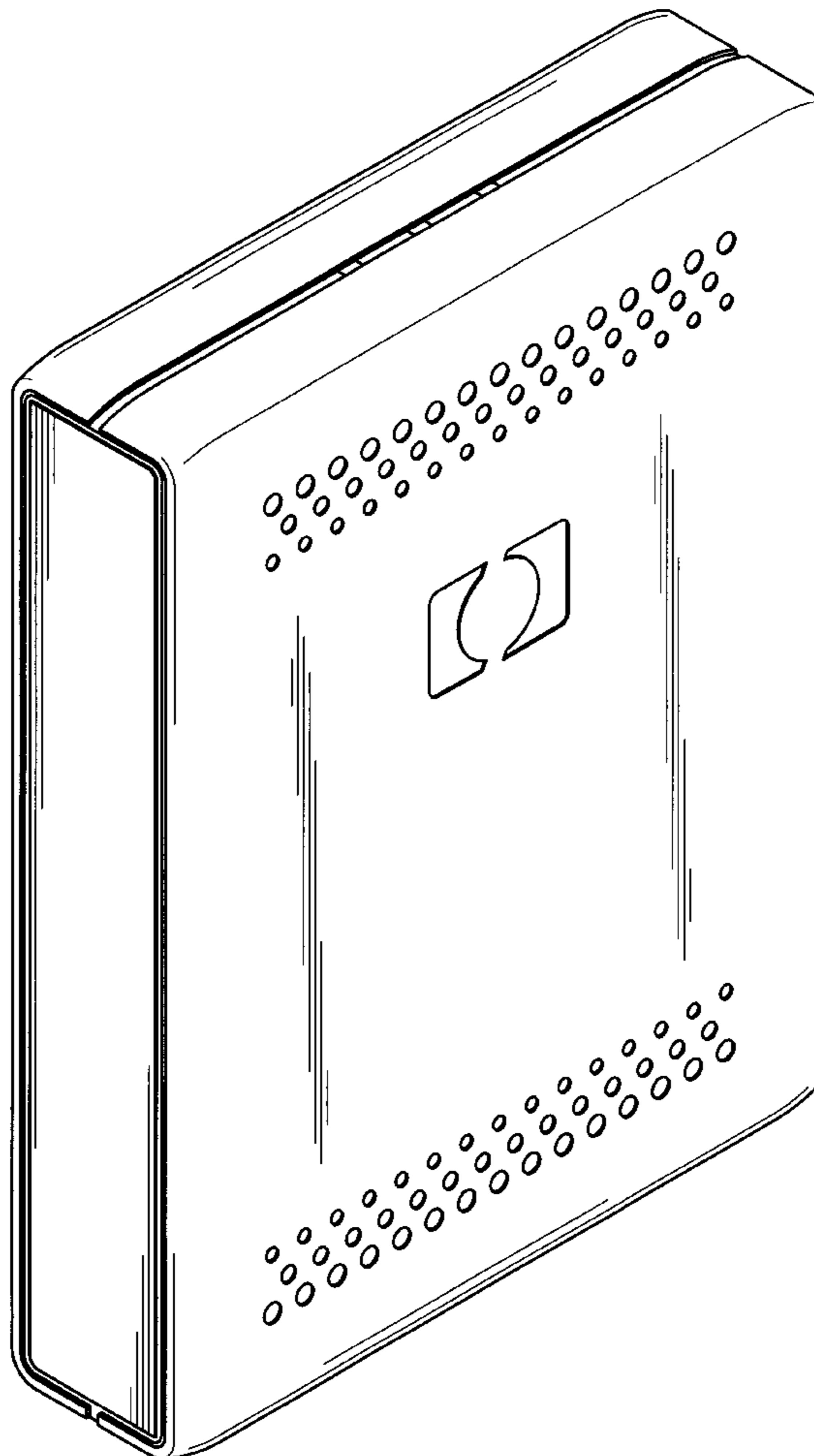
(57) **CLAIM**

The ornamental design for a facsimile device, as shown.

DESCRIPTION

FIG. 1 is a right-front perspective view of a facsimile device showing the new design;
FIG. 2 is a right side view thereof;
FIG. 3 is a left side view thereof;
FIG. 4 is a top view thereof;
FIG. 5 is a bottom view thereof;
FIG. 6 is a front view thereof; and,
FIG. 7 is a rear view thereof.

1 Claim, 5 Drawing Sheets



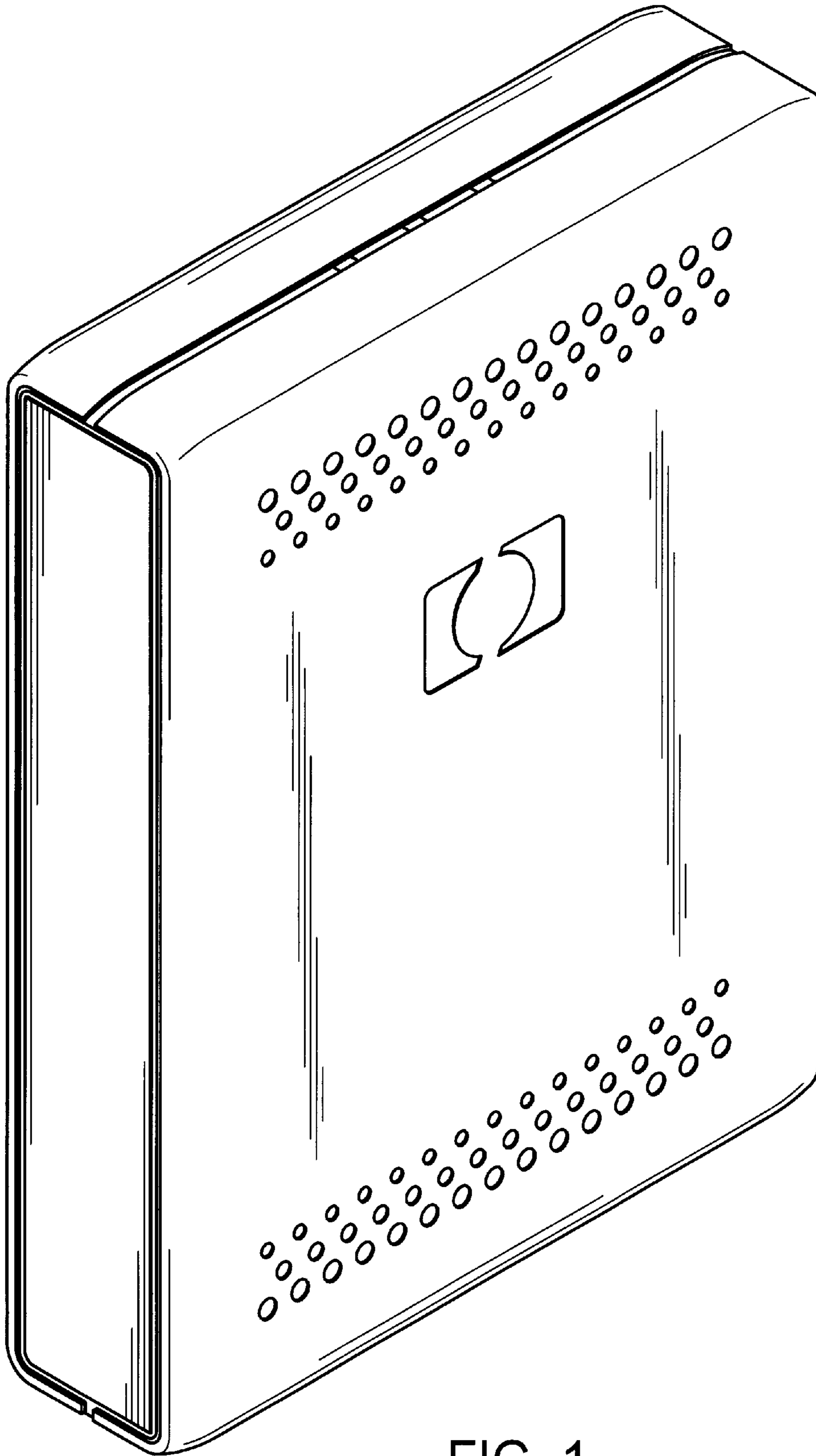


FIG. 1

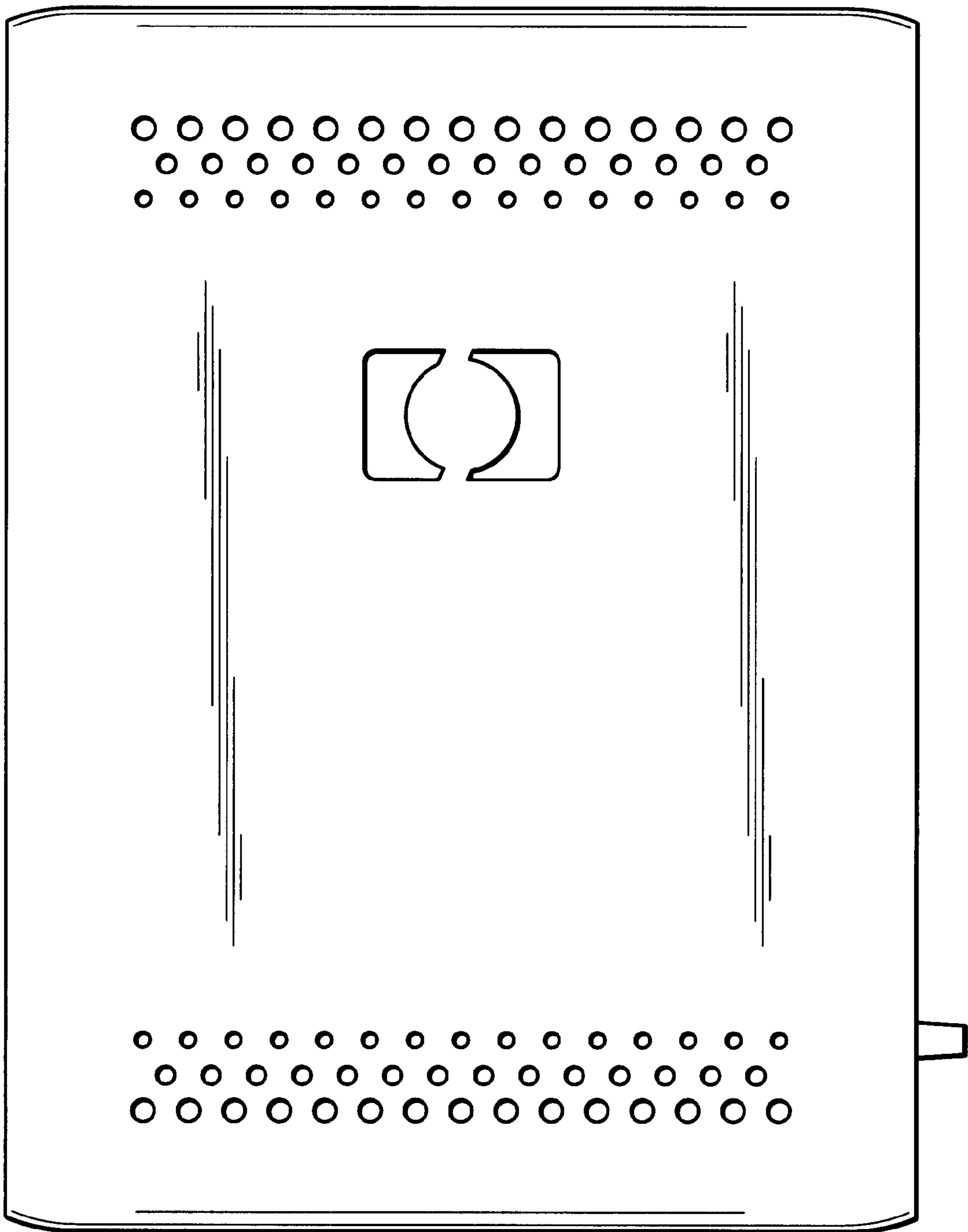


FIG. 2

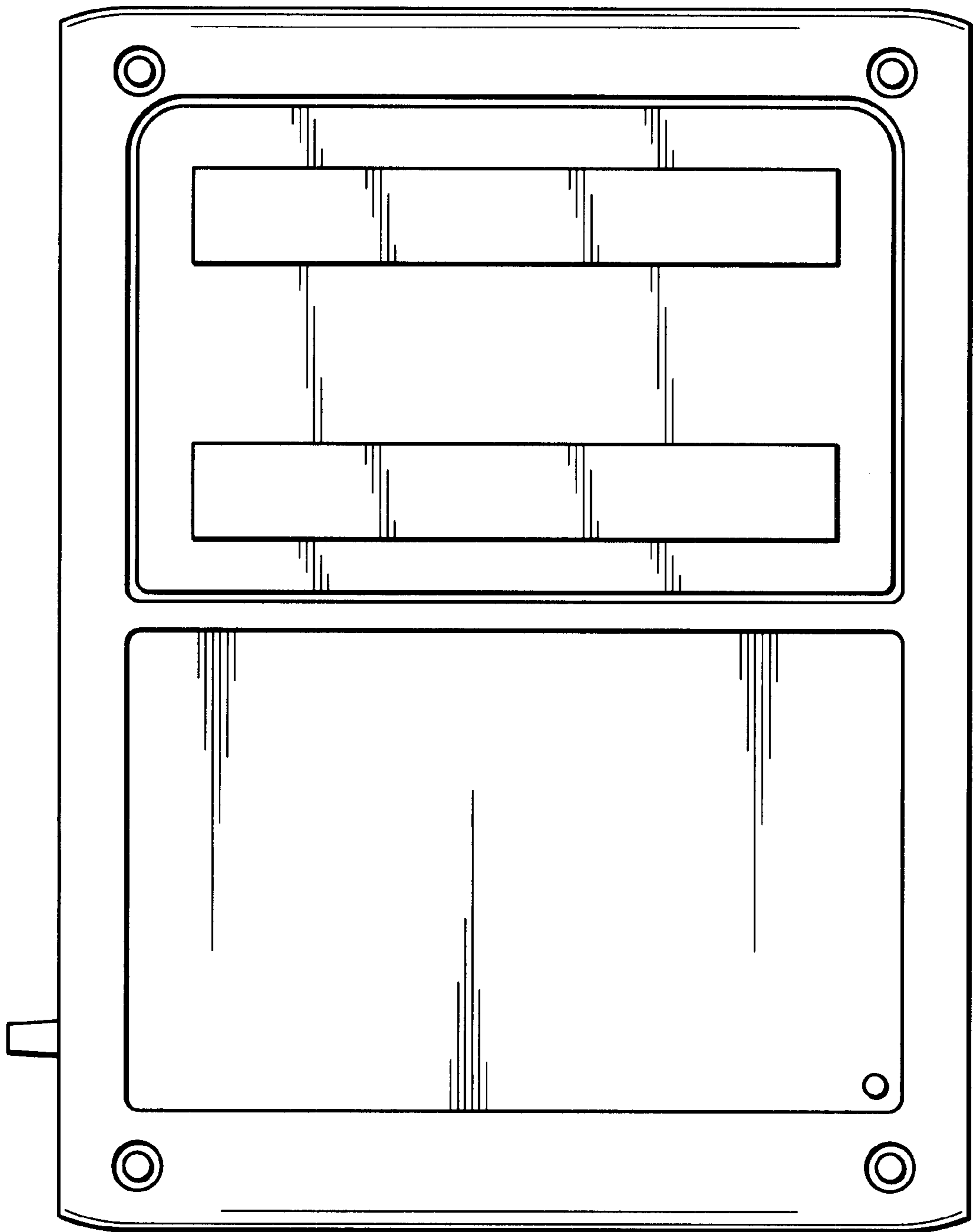


FIG. 3

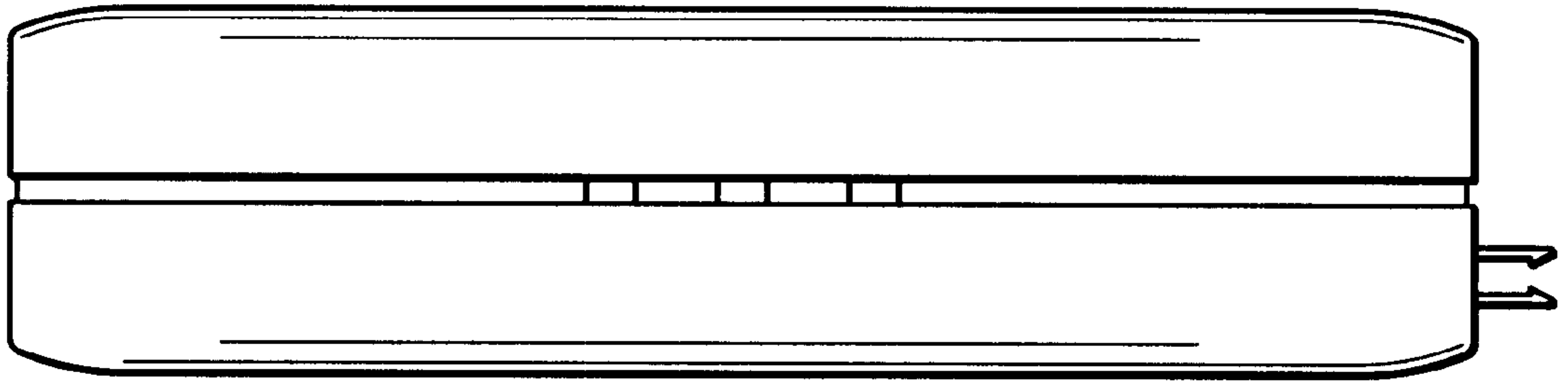


FIG. 4




FIG. 5




FIG. 6




FIG. 7