



US00D483038S

(12) **United States Design Patent** (10) **Patent No.:** **US D483,038 S**  
**Jeng** (45) **Date of Patent:** **\*\* Dec. 2, 2003**

(54) **STYLIZED COMPUTER PANEL**  
 (75) Inventor: **Jing-Chang Jeng**, Ontario, CA (US)  
 (73) Assignee: **L.A. Sky Hawk Computer, Inc.**,  
 Ontario, CA (US)  
 (\*\*) Term: **14 Years**  
 (21) Appl. No.: **29/167,114**  
 (22) Filed: **Sep. 6, 2002**  
 (51) **LOC (7) Cl.** ..... **14-02**  
 (52) **U.S. Cl.** ..... **D14/441**  
 (58) **Field of Search** ..... **D14/441-446;**  
**D13/162, 184, 199; 312/223.2; 361/680-686,**  
**690-696**

(56) **References Cited**  
**U.S. PATENT DOCUMENTS**  
 D362,433 S \* 9/1995 Chen ..... D14/441  
 D438,517 S \* 3/2001 Chen et al. .... D14/396

\* cited by examiner

*Primary Examiner*—Freda Nunn  
 (74) *Attorney, Agent, or Firm*—Frank Frisenda

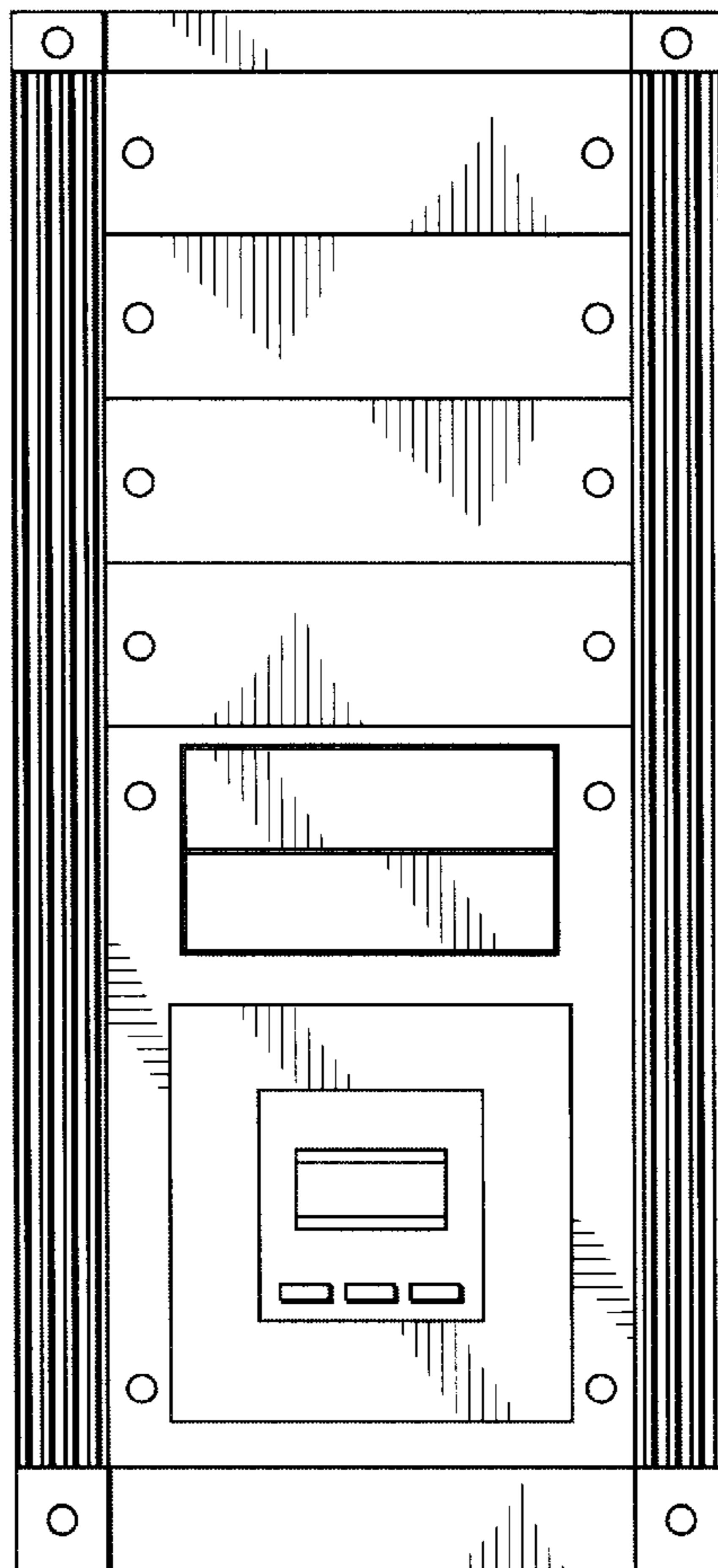
(57) **CLAIM**

The ornamental design for a stylized computer panel, as shown and described.

**DESCRIPTION**

FIG. 1 is a front view showing my new design in one embodied form;  
 FIG. 2 is a front view of an alternate embodiment showing my new design;  
 FIG. 3 is a left side view of my design shown in FIG. 1 and 2;  
 FIG. 4 is a top plan view of my design shown in FIG. 1 and FIG. 5 is a back view of my design shown in FIG. 1; and, FIG. 6 is a bottom view of my design shown in FIG. 1 and 2.  
 The broken lines are shown in the views for illustrative purposes only and form no part of the claimed design.

**1 Claim, 6 Drawing Sheets**



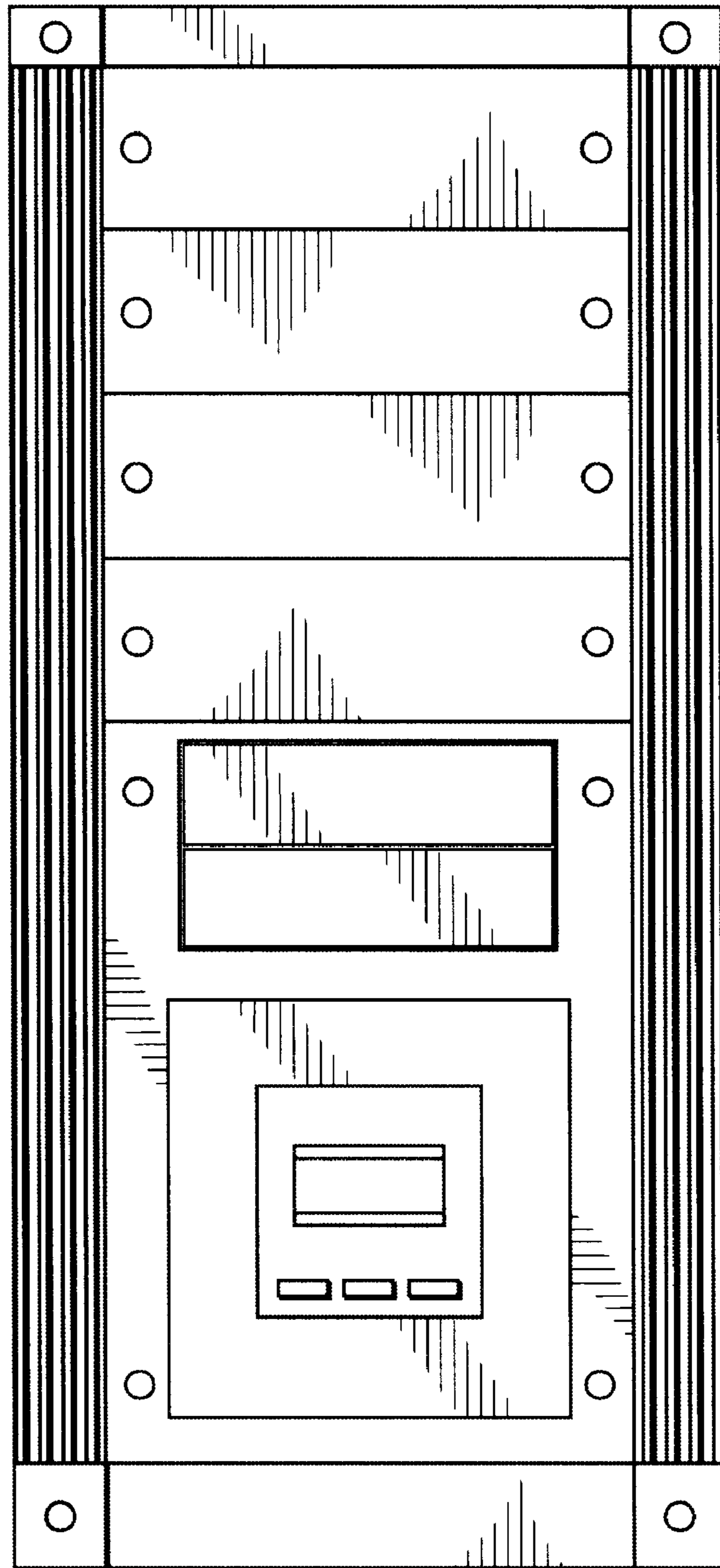


FIG. 1

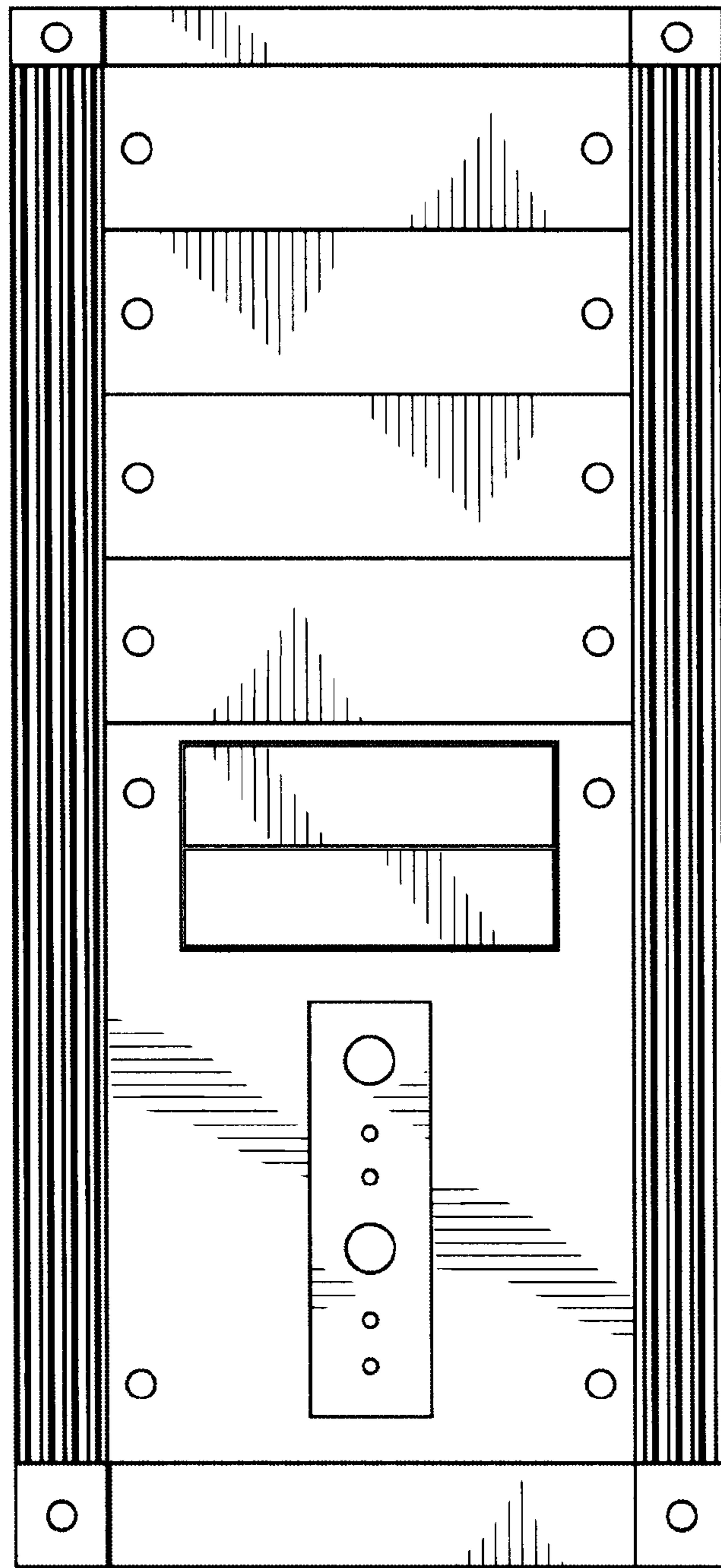


FIG. 2




FIG. 3



FIG. 4




FIG. 5



FIG. 6