



US00D483030S

(12) **United States Design Patent**
Melton

(10) **Patent No.:** **US D483,030 S**

(45) **Date of Patent:** **** Dec. 2, 2003**

(54) **CELL PHONE ANTENNA HOUSING**

(76) **Inventor:** **David C. Melton**, 22420 W. Hammond Dr., Buckeye, AZ (US) 85326

(**) **Term:** **14 Years**

(21) **Appl. No.:** **29/175,020**

(22) **Filed:** **Jan. 30, 2003**

(51) **LOC (7) Cl.** **14-03**

(52) **U.S. Cl.** **D14/230**

(58) **Field of Search** D14/230, 232-236, D14/238, 137, 138; D9/337, 414, 430, 499, 428; 343/872, 873, 898, 702, 841; 455/90, 128, 347; 206/822; 220/200; D3/257; 229/108

(56) **References Cited**

U.S. PATENT DOCUMENTS

1,747,983	A	*	2/1930	McCarthy	343/872
2,801,039	A	*	7/1957	Arneson	220/200
2,899,050	A	*	8/1959	Collins, Jr.	208/822
2,975,422	A	*	3/1961	Riggs et al.	343/841

5,373,304 A * 12/1994 Nolan et al. 343/841

D390,566 S * 2/1998 Martek et al. D14/230

D435,038 S * 12/2000 Lohrding et al. D14/234

6,489,926 B2 * 12/2002 Jarvis et al. 343/702

D470,761 S * 2/2003 Kelvie D9/337

* cited by examiner

Primary Examiner—Louis S. Zarfes

Assistant Examiner—Deanne Levy

(74) *Attorney, Agent, or Firm*—H. Gordon Shields

(57) **CLAIM**

The ornamental design for cell phone antenna housing, as shown and described.

DESCRIPTION

FIG. 1 is a top view of my ornamental design for cell phone antenna housing.

FIG. 2 is a front view thereof.


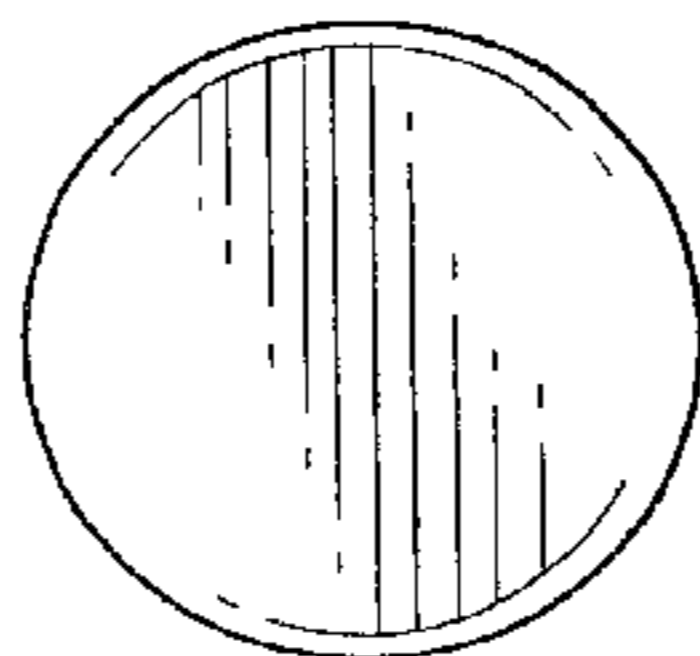
FIG. 3 is a right side view thereof.

FIG. 4 is a rear view thereof.

FIG. 5 is a left side view thereof; and,

FIG. 6 is a bottom view thereof.

1 Claim, 2 Drawing Sheets



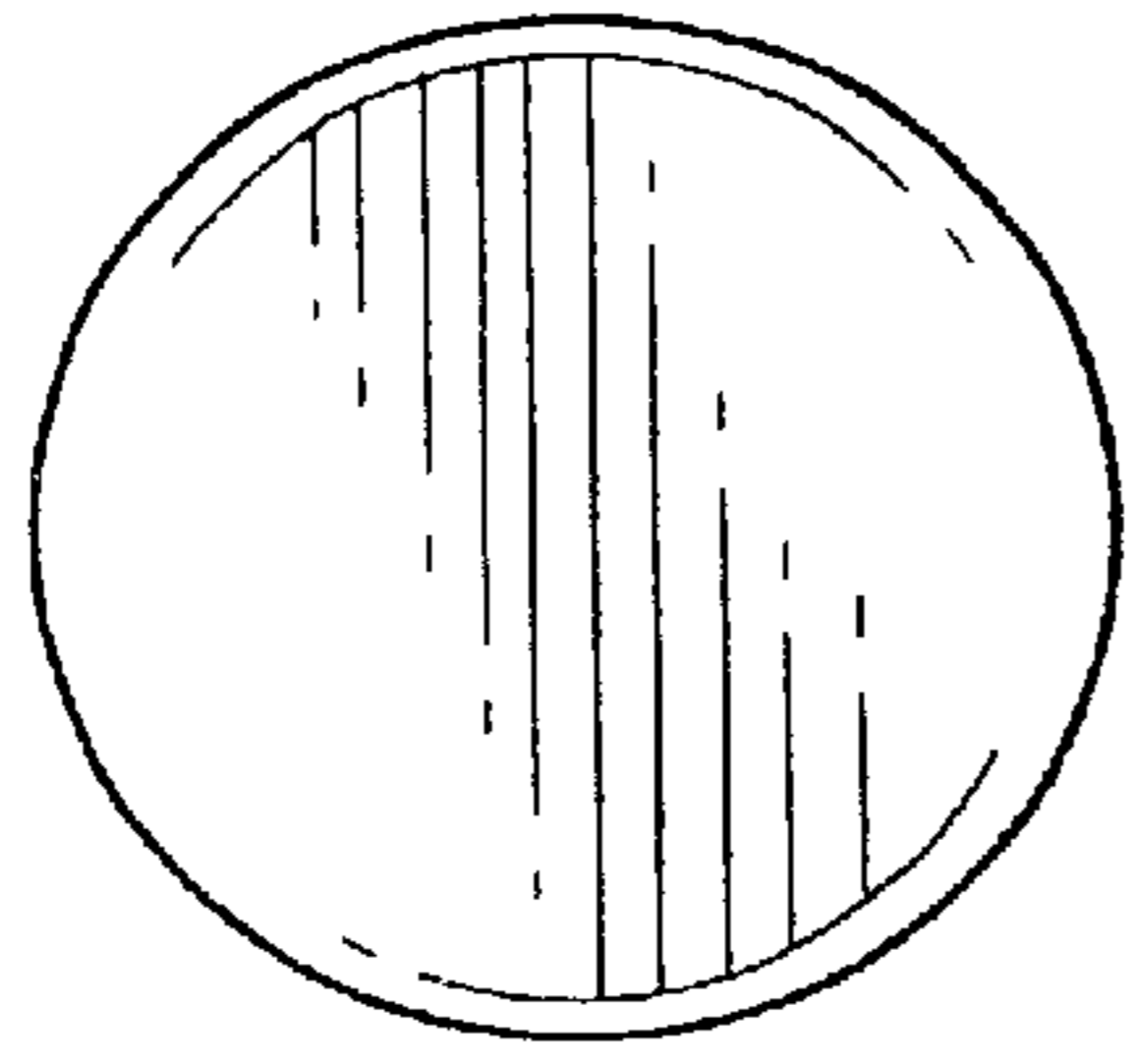


FIG. 1.

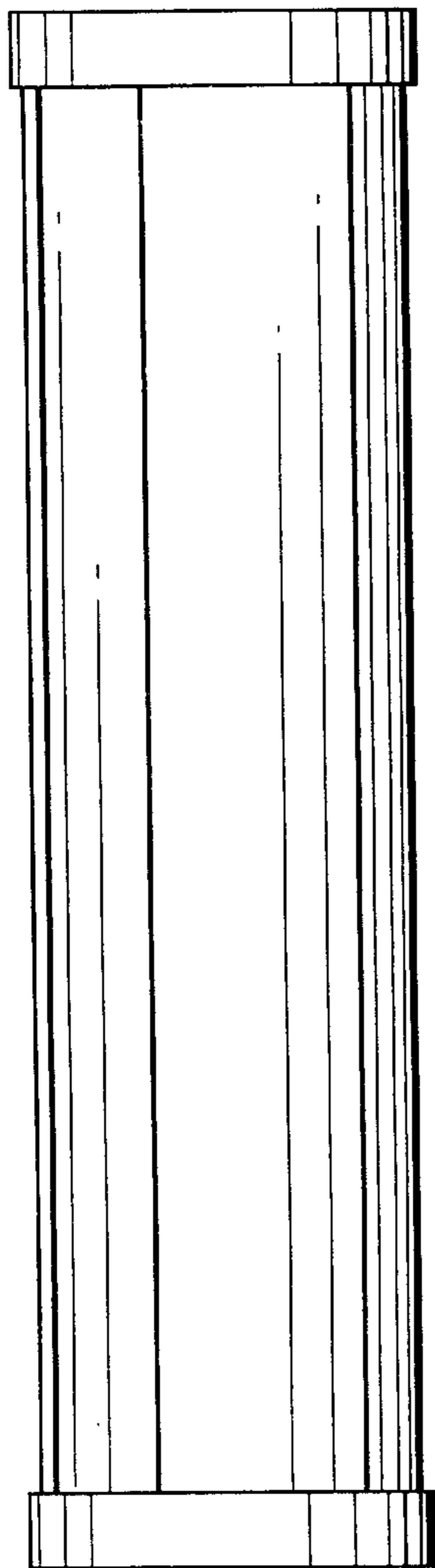


FIG. 2.

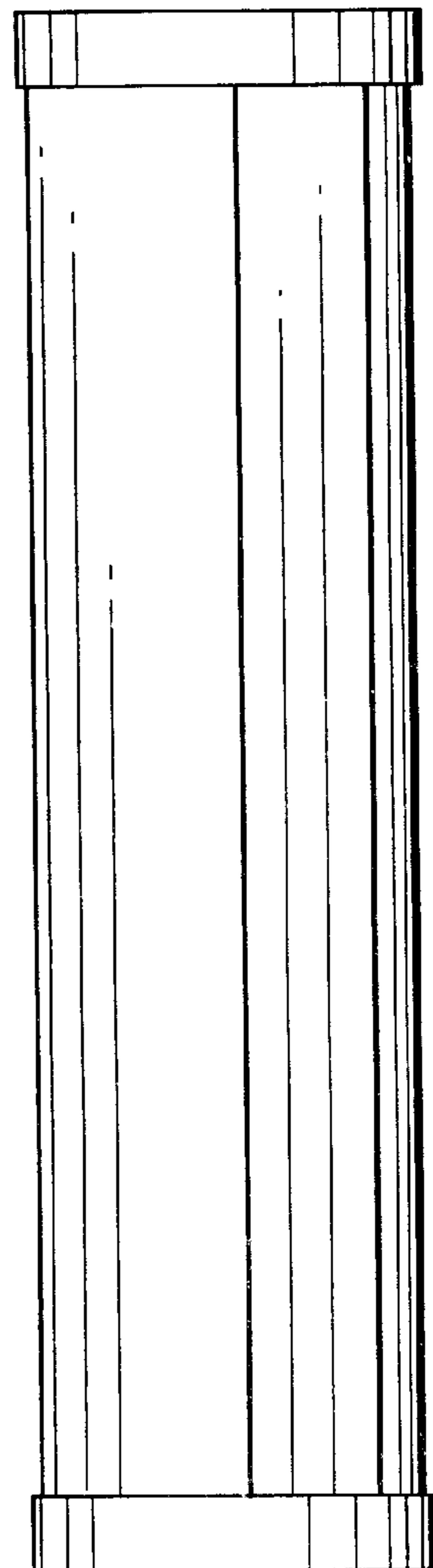


FIG. 3.

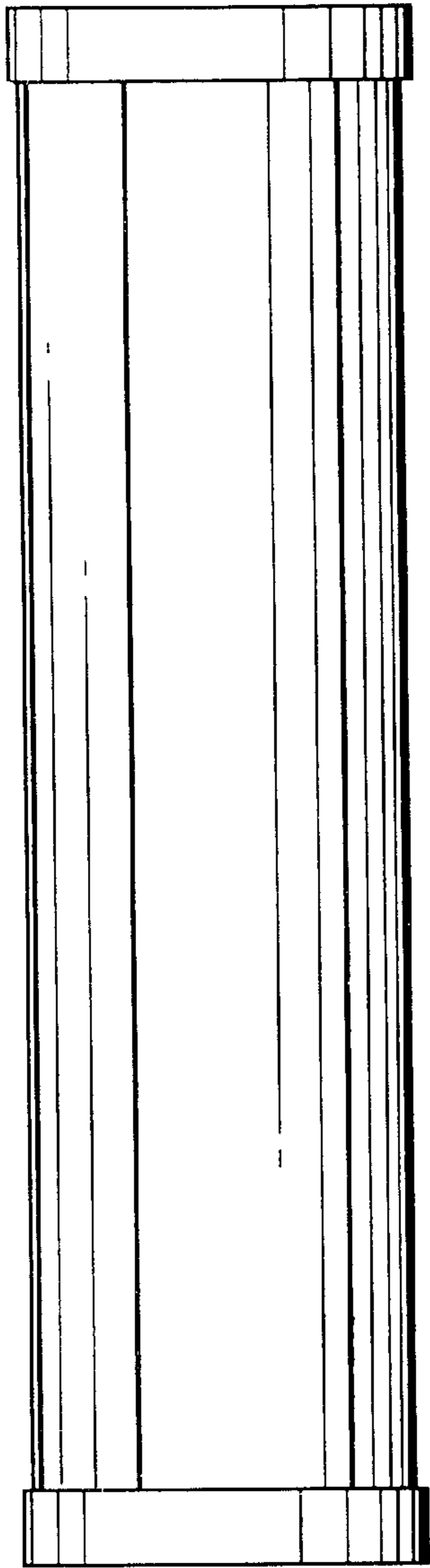


FIG. 4.




FIG. 5.

FIG. 6.

