



US00D483026S

(12) **United States Design Patent**
Koskinen

(10) **Patent No.:** **US D483,026 S**

(45) **Date of Patent:** **** Dec. 2, 2003**

(54) **LOUDSPEAKER**

D353,378 S * 12/1994 Lewis D14/211

D391,574 S * 3/1998 Chen D14/211

D432,116 S * 10/2000 Ichikawa et al. D14/211

(75) Inventor: **Harri Koskinen**, Iittala (FI)

(73) Assignee: **Genelec OY**, Iisalmi (FI)

* cited by examiner

(**) Term: **14 Years**

Primary Examiner—Nanda Bondade

(21) Appl. No.: **29/163,967**

(74) *Attorney, Agent, or Firm*—Birch, Stewart, Kolasch & Birch, LLP

(22) Filed: **Jul. 17, 2002**

(30) **Foreign Application Priority Data**

Jan. 17, 2002 (FI) M20020043

(51) **LOC (7) Cl.** **14-01**

(52) **U.S. Cl.** **D14/211**

(58) **Field of Search** D14/204, 207,
D14/209–216, 356; 181/144–145, 147–148,
150, 153, 157, 198–199; 381/300–302,
306, 333, 345, 361–364, 386–388

(56) **References Cited**

U.S. PATENT DOCUMENTS

D328,898 S * 8/1992 Christie D14/211

(57) **CLAIM**

The ornamental design for a loudspeaker, as shown and described.

DESCRIPTION

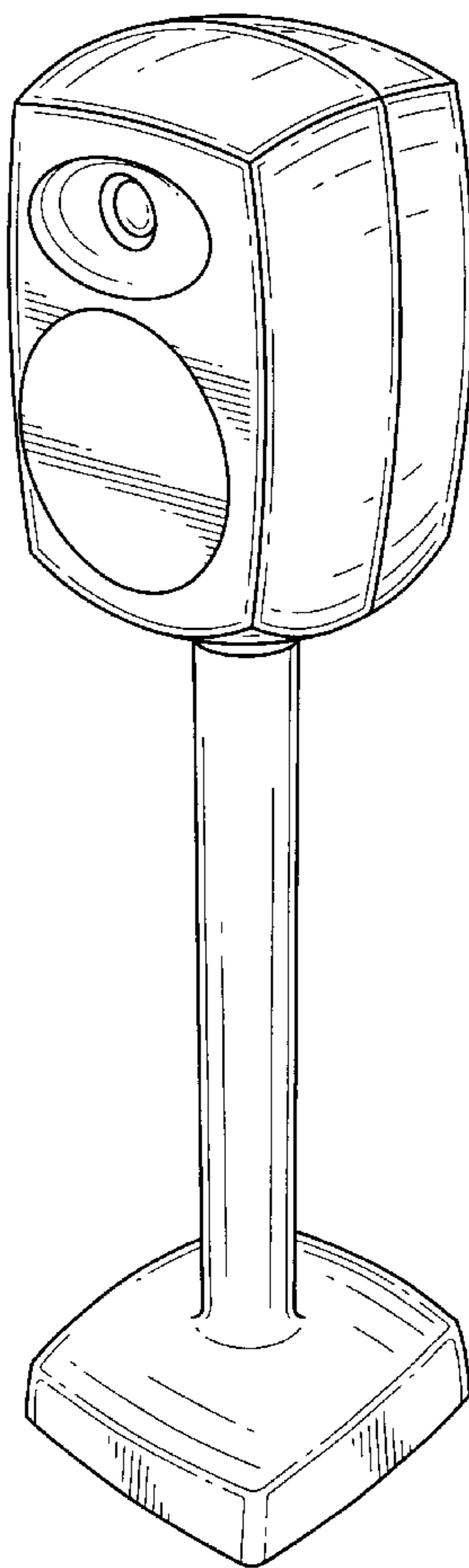
FIG. 1 is a front, left, top perspective view of the loudspeaker showing my new design;

FIG. 2 is a front perspective view thereof;

FIG. 3 is a right side perspective view thereof; and,

FIG. 4 is a back, right, top perspective view thereof.

1 Claim, 4 Drawing Sheets



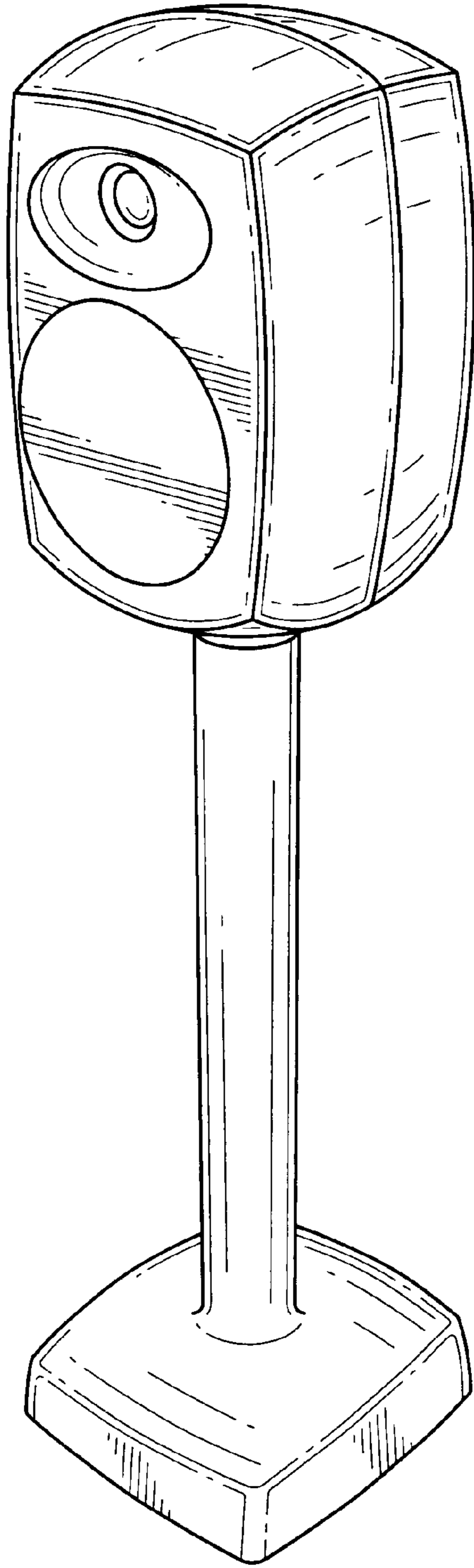


FIG. 1

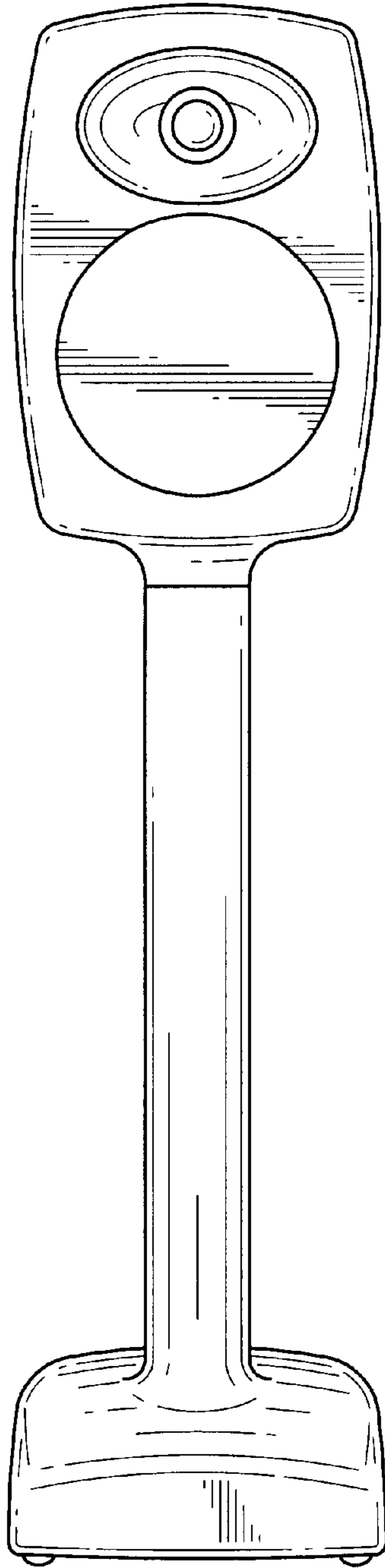


FIG.2

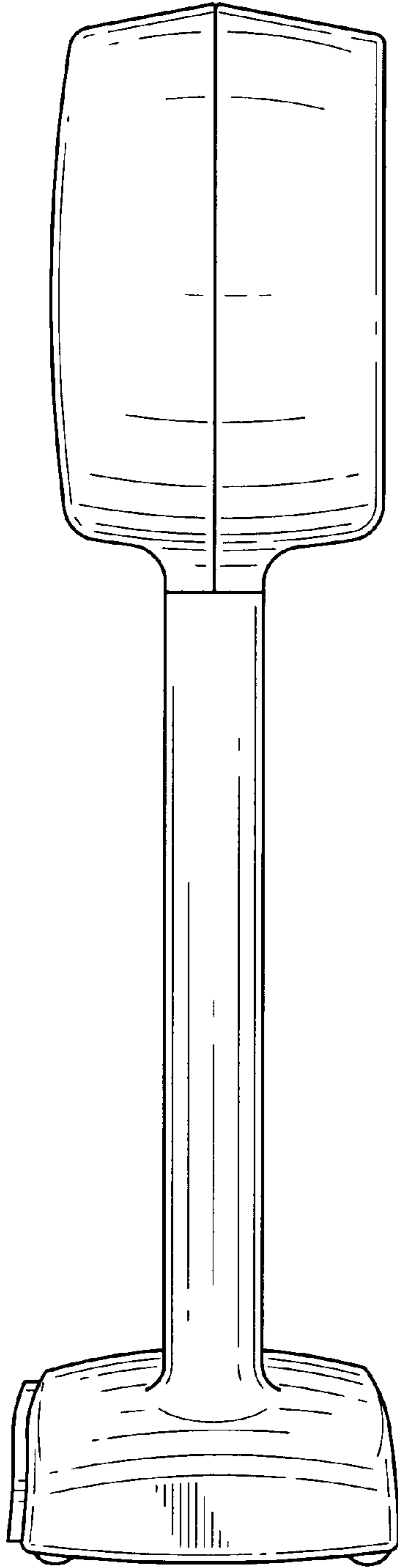


FIG.3

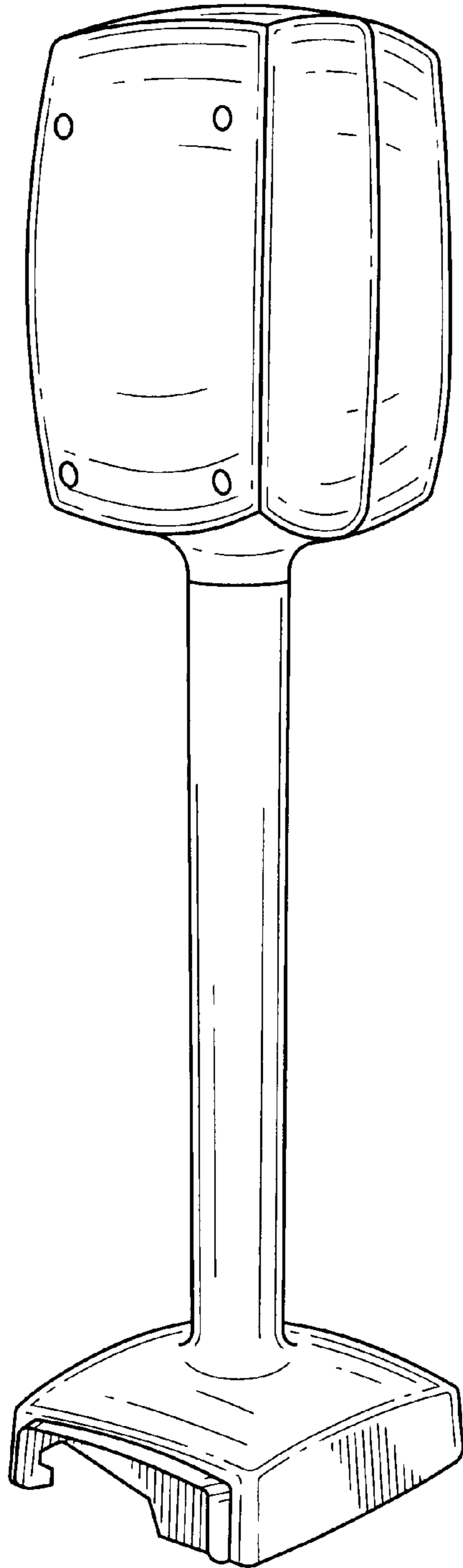


FIG.4