



US00D483004S

(12) **United States Design Patent**
Schomburg et al.

(10) **Patent No.:** **US D483,004 S**

(45) **Date of Patent:** **** Dec. 2, 2003**

(54) **TIRE TREAD**

6,478,062 B1 * 11/2002 Schomburg 152/209.15

(75) Inventors: **Jürgen Schomburg**, Rodenbach (DE);
Bernd Löwenhaupt, Gross-Rohrheim (DE)

* cited by examiner

Primary Examiner—Robert M. Spear
(74) *Attorney, Agent, or Firm*—David L. King

(73) Assignee: **The Goodyear Tire & Rubber Company**, Akron, OH (US)

(57) **CLAIM**

(**) Term: **14 Years**

The ornamental Design for a tire tread, as shown and described.

(21) Appl. No.: **29/172,970**

DESCRIPTION

(22) Filed: **Dec. 20, 2002**

(51) **LOC (7) Cl.** **12-15**

(52) **U.S. Cl.** **D12/518; D12/519; D12/523**

(58) **Field of Search** D12/514, 515,
D12/517, 518, 519, 523, 527, 528, 531,
532; 152/209.1, 209.8, 209.9

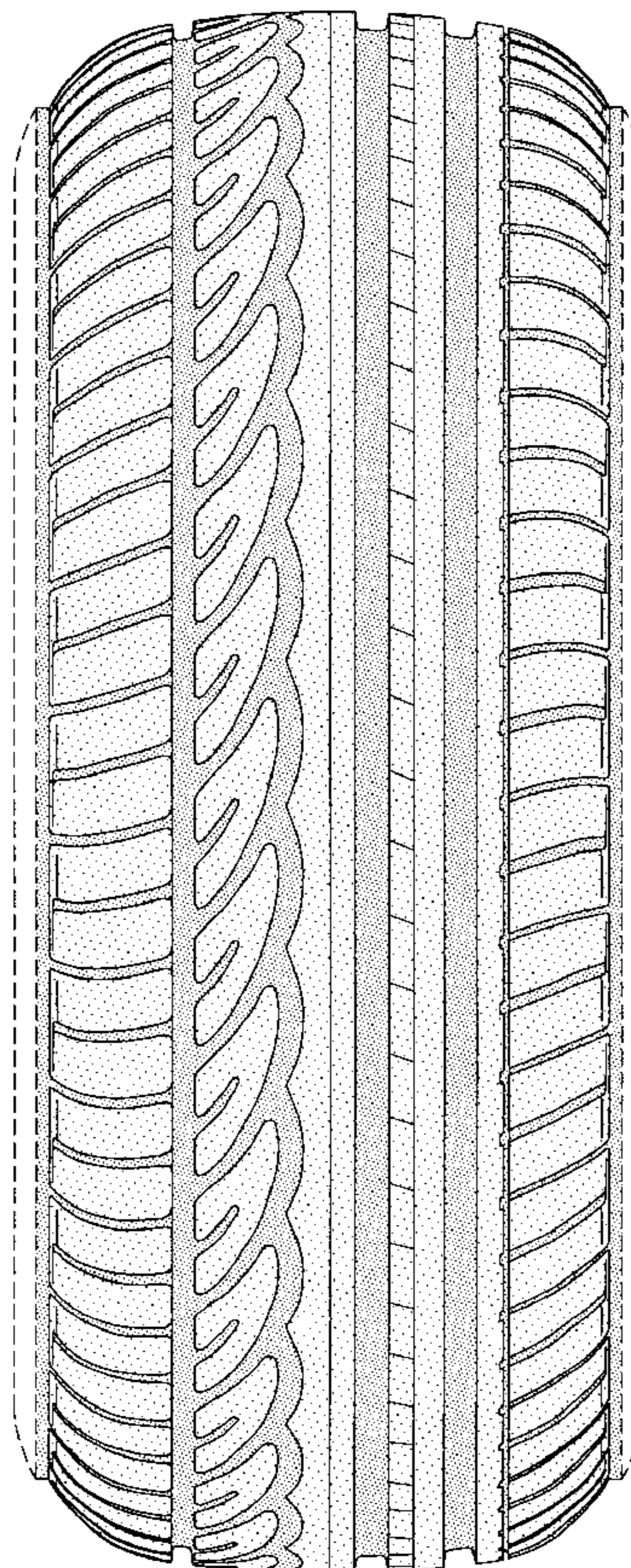
FIG. 1 is a perspective view of a tire tread showing our new design, it being understood that the pattern repeats uniformly throughout the circumference of the tread;
FIG. 2 is a front elevational view thereof;
FIG. 3 is a right side elevational view thereof, the opposite side elevational view being identical thereto; and,
FIG. 4 is an enlarged fragmentary front elevational view.
In the drawings, the broken lines defining the sidewall, inner bead and the peripheral boundary between the tire tread and the sidewall are for illustrative purposes only and form no part of the claimed design.
The dark stippled surface shading represents the recessed portion of the tread grooves having a depth as best shown in FIG. 2.

(56) **References Cited**

U.S. PATENT DOCUMENTS

- D422,247 S * 4/2000 Gerresheim et al. D12/519
- D437,808 S * 2/2001 Gerresheim et al. D12/519
- D438,827 S * 3/2001 Gerresheim et al. D12/519
- D442,524 S * 5/2001 Gerresheim et al. D12/519
- 6,439,286 B1 * 8/2002 Baumhofer et al. 152/209.8

1 Claim, 4 Drawing Sheets



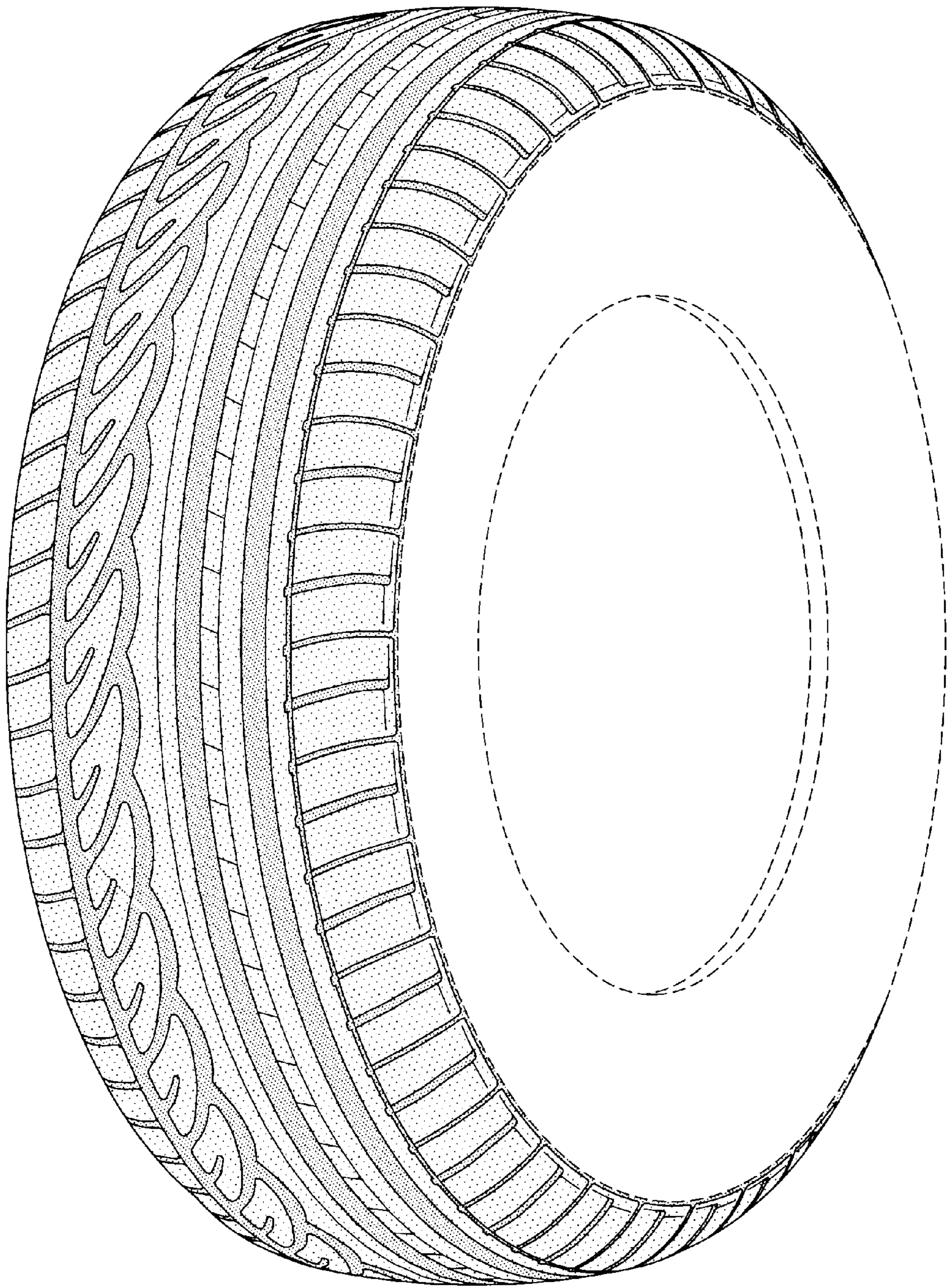


FIG-1

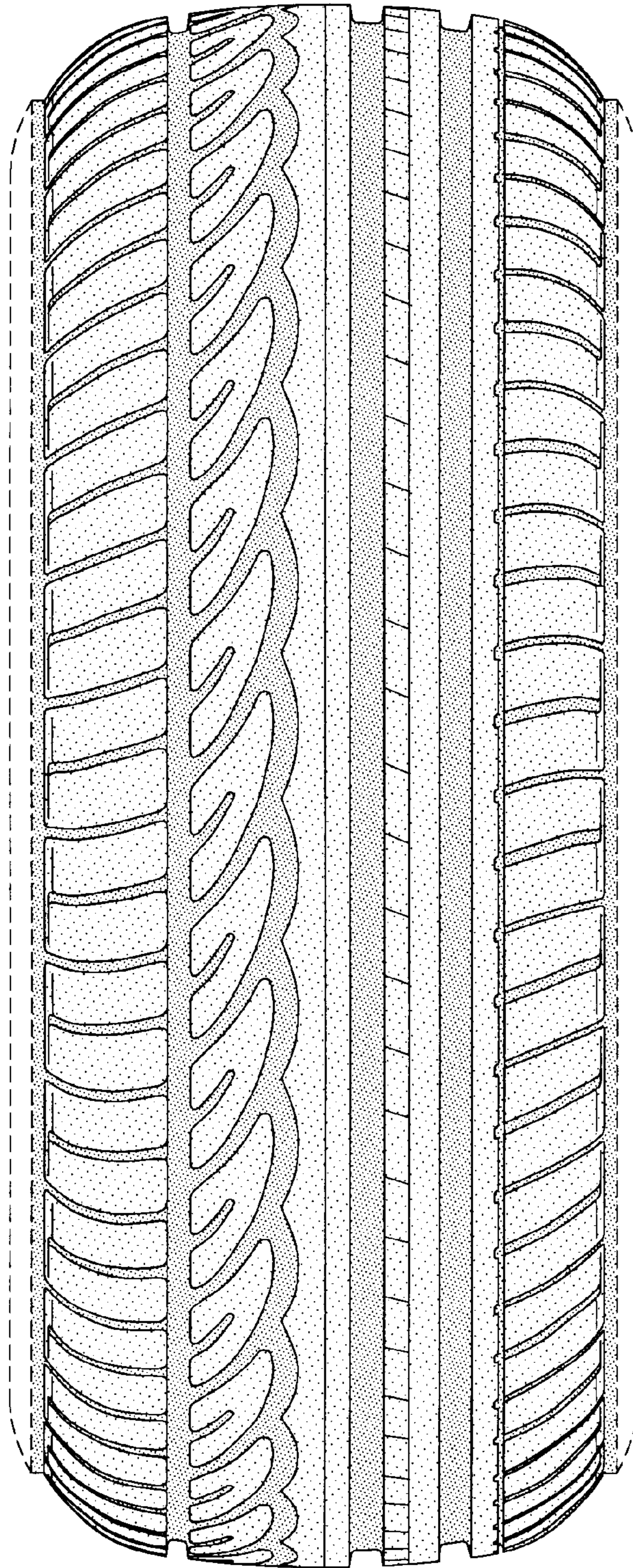


FIG-2

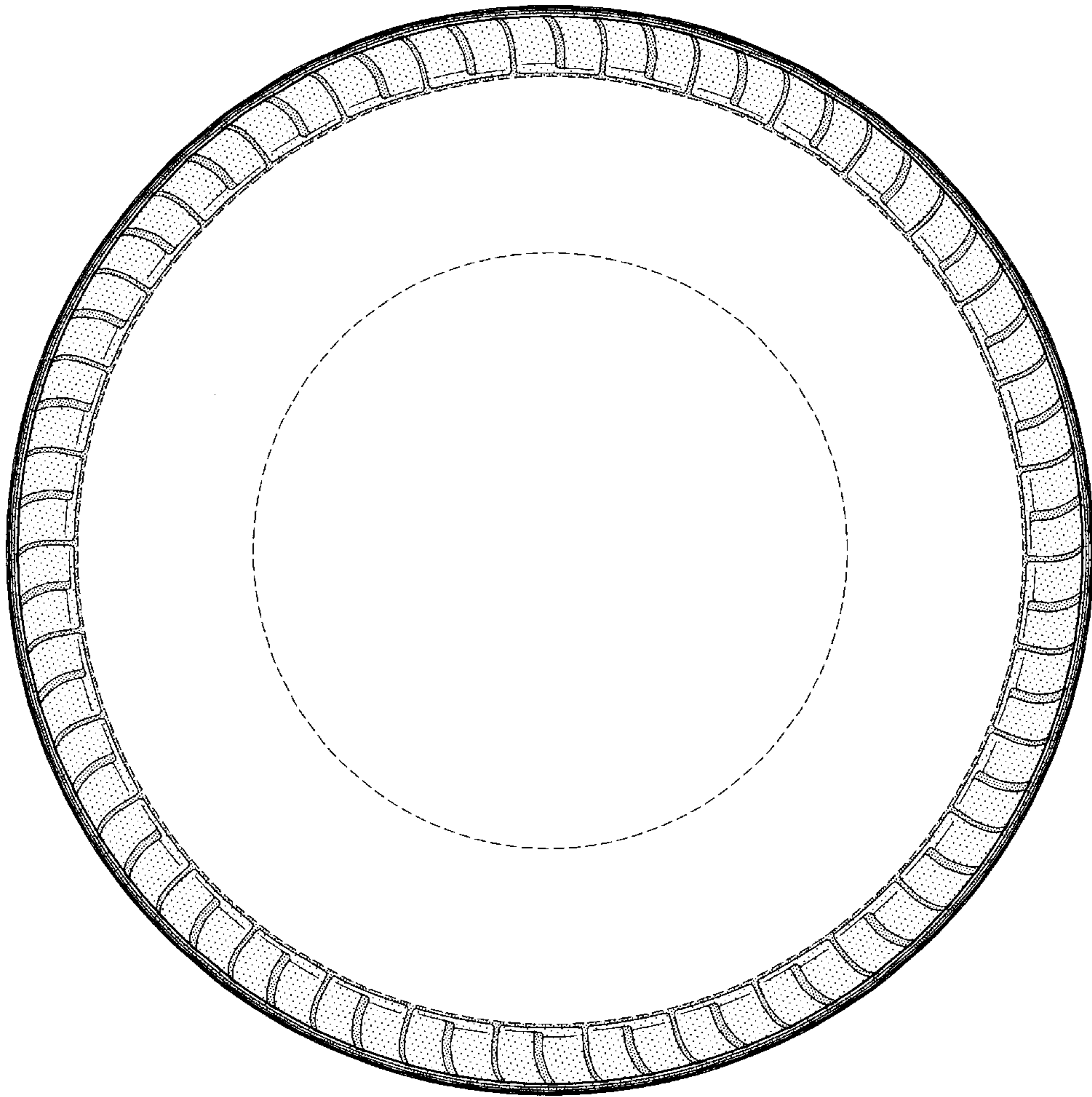


FIG-3

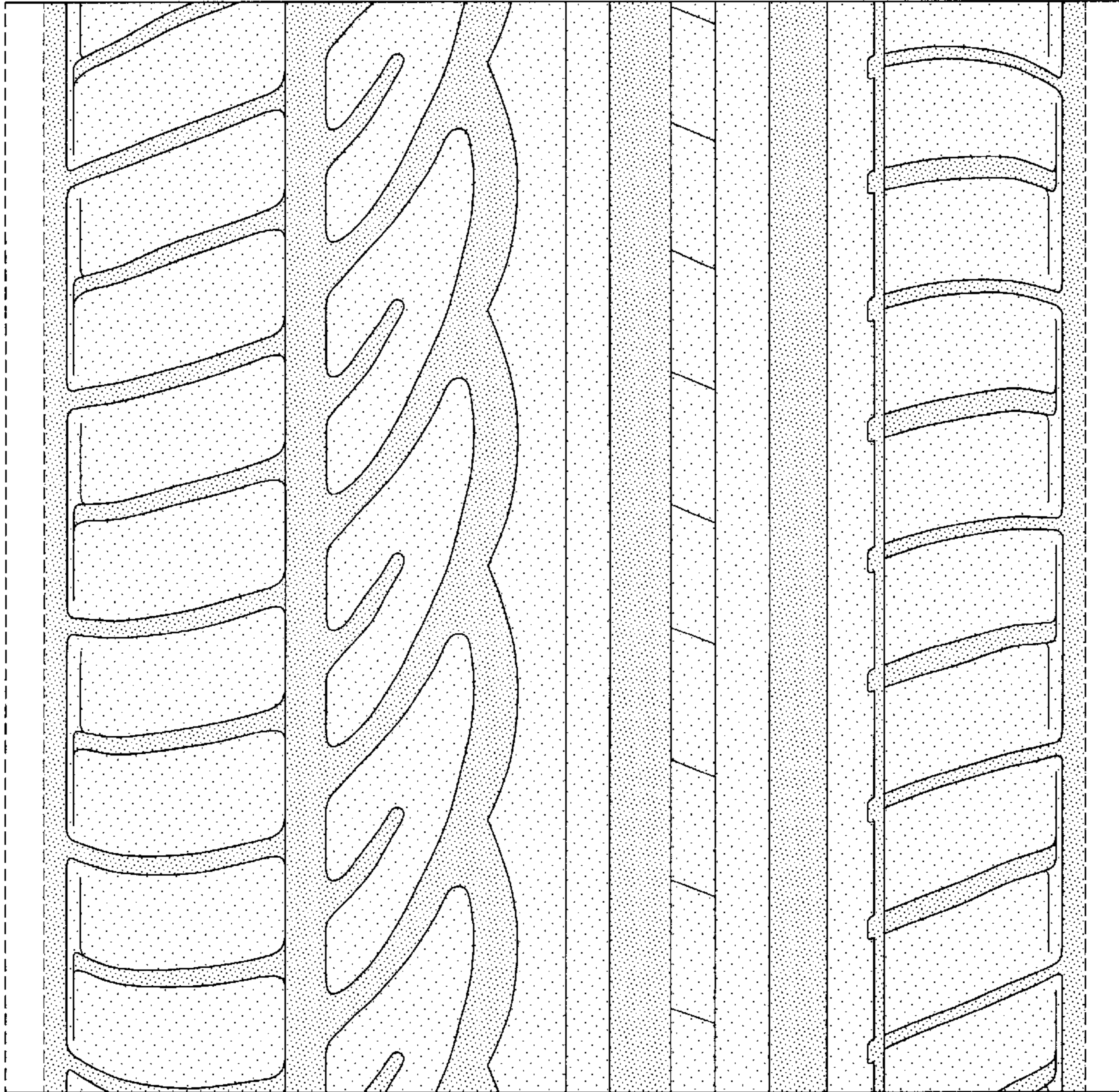


FIG-4