



US00D482994S

(12) **United States Design Patent**  
**Hilton**

(10) **Patent No.:** **US D482,994 S**

(45) **Date of Patent:** **\*\* Dec. 2, 2003**

(54) **RETRACTABLE HORIZONTALLY  
EXTENDING SUN SCREEN FOR VEHICLE**

(76) **Inventor:** **Pamela B. Hilton**, 1620 Florence St.,  
Bennettsville, SC (US) 29512

(\*\*) **Term:** **14 Years**

(21) **Appl. No.:** **29/167,746**

(22) **Filed:** **Sep. 20, 2002**

(51) **LOC (7) Cl.** ..... **12-16**

(52) **U.S. Cl.** ..... **D12/191**

(58) **Field of Search** ..... D12/191, 183,  
D12/190, 401; 160/370.21-370.22, 120,  
DIG. 10, 121.1, DIG. 2, DIG. 3; 296/97.1-97.11;  
150/166; D6/575

(56) **References Cited**

**U.S. PATENT DOCUMENTS**

3,126,052 A	3/1964	Tonnon	
3,511,365 A	5/1970	Dow	
3,874,437 A	* 4/1975	Black	160/DIG. 2 X
4,838,334 A	6/1989	Hogg et al.	
D306,850 S	3/1990	Beedy	
D307,882 S	* 5/1990	Daniel	D12/191
D310,195 S	8/1990	Ruimi	
4,988,139 A	* 1/1991	Yamada	296/97.2
5,038,844 A	8/1991	Edmonds et al.	
5,064,238 A	11/1991	Mohtasham	
5,098,149 A	3/1992	Lee	
D339,098 S	9/1993	Cooper	
5,253,695 A	10/1993	Nenstiel	
5,338,086 A	8/1994	Tyutinman	
5,465,776 A	11/1995	Mirza	
5,495,884 A	* 3/1996	Shikler	160/120

5,511,602 A	4/1996	Choi et al.	
5,553,908 A	9/1996	Shink	
D375,713 S	* 11/1996	Alamian	D12/191
5,657,810 A	8/1997	Levy et al.	
D393,560 S	* 4/1998	Adams	D12/191 X
5,947,544 A	* 9/1999	Hubeshi	296/97.4
6,227,600 B1	* 5/2001	Chen	296/97.2
D475,005 S	* 5/2003	Grijalva	D12/191

\* cited by examiner

*Primary Examiner*—Stacia Cadmus

(74) *Attorney, Agent, or Firm*—Donald R. Schoonover

(57) **CLAIM**

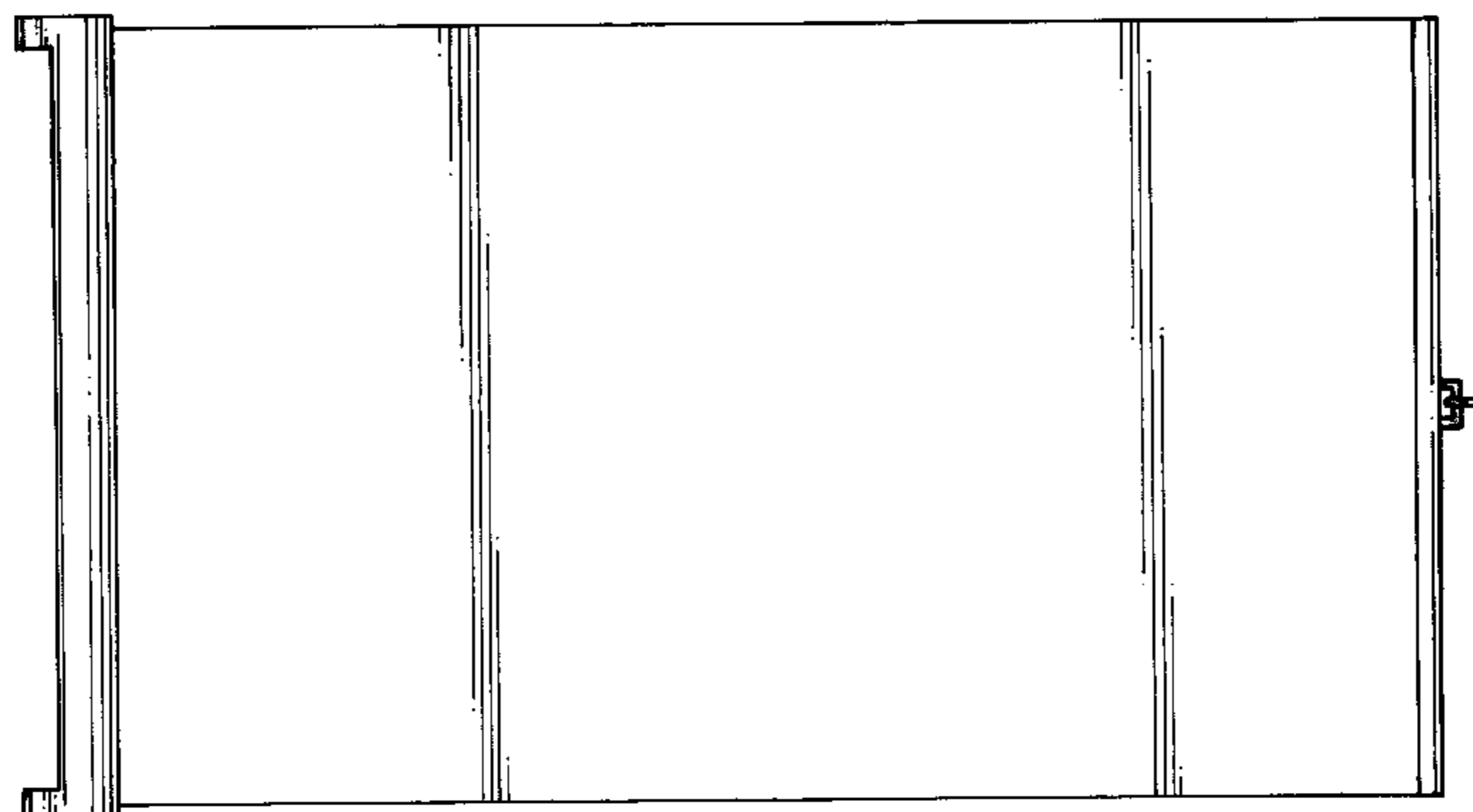
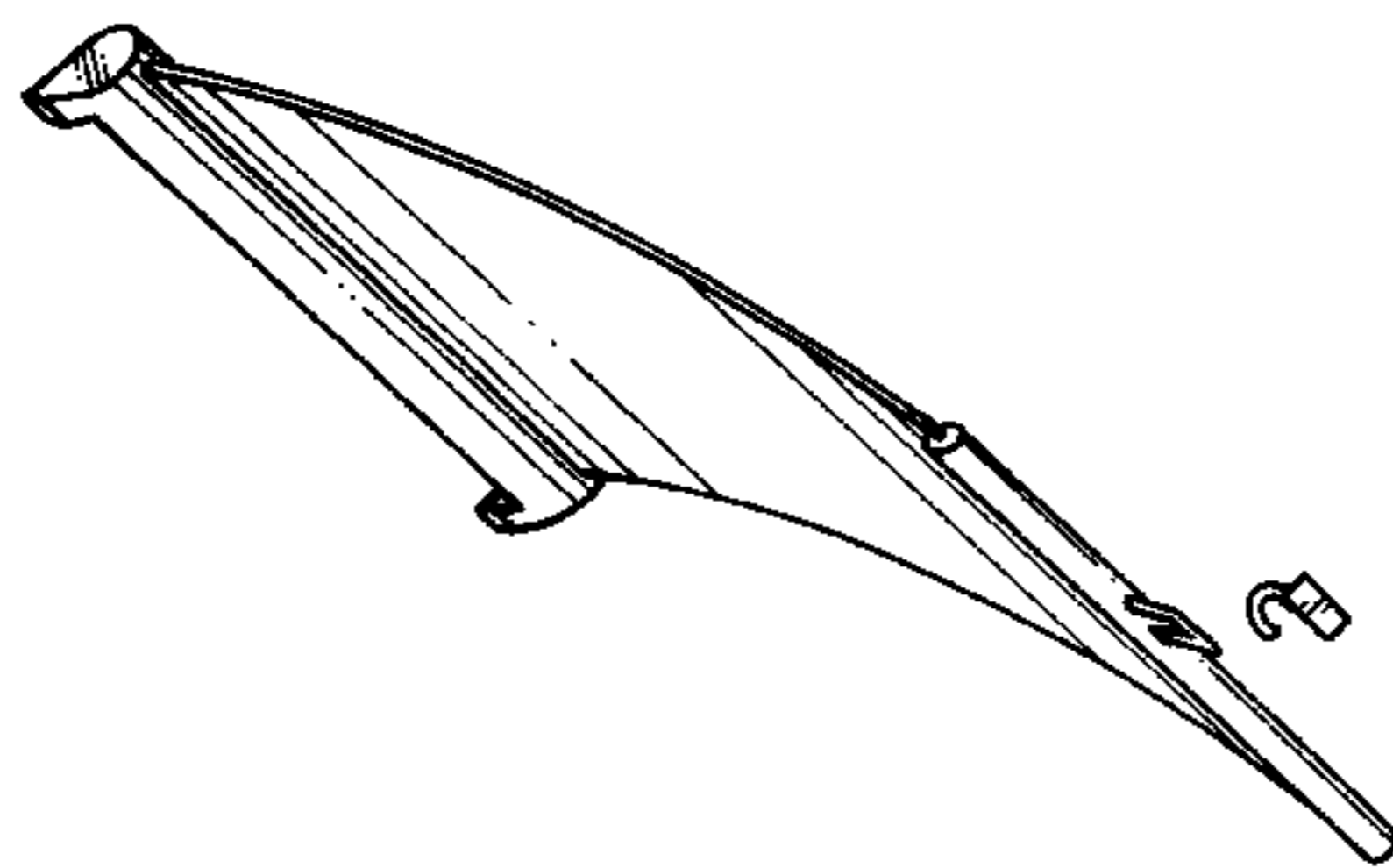
The ornamental design for a retractable horizontal extending sun screen for vehicle, as shown and described.

**DESCRIPTION**

FIG. 1 is a perspective view of the retractable horizontally extending sun screen for vehicle embodying the design of the present invention shown in exploded condition; FIG. 2 is a front elevational view thereof; FIG. 3 is a rear elevational view thereof; FIG. 4 is a left side elevational view thereof; FIG. 5 is a right side elevational view thereof; FIG. 6 is a top plan view thereof; the bottom plan view being a mirror image thereof; and, FIG. 7 is a reduced perspective view showing the retractable horizontally extending sun screen for vehicle in use; the broken lines depict environmental structure and form no part of the claimed design.

The sun screen shown in FIGS. 2-7 is shown in assembled position.

**1 Claim, 3 Drawing Sheets**



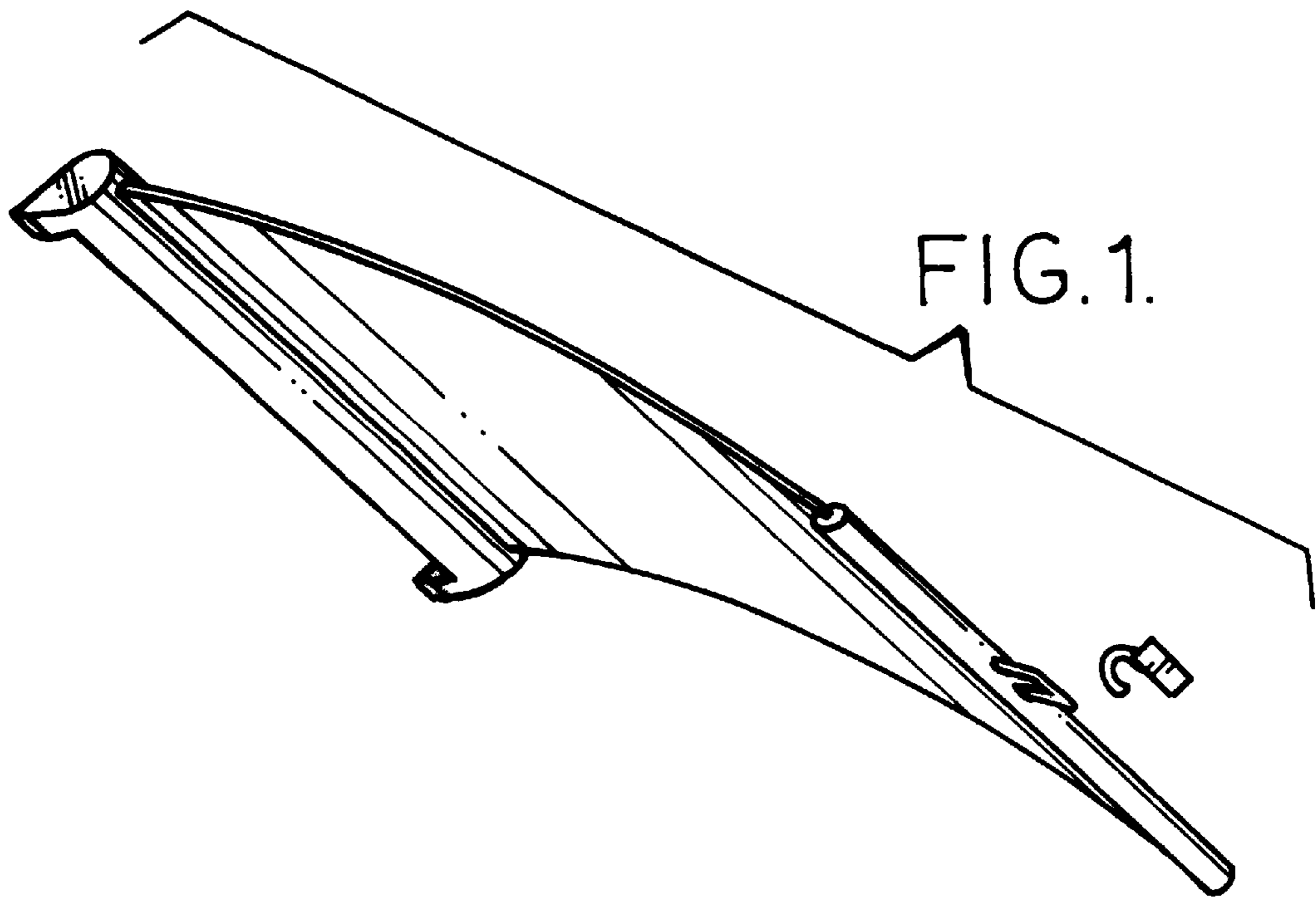


FIG. 1.



FIG. 4.



FIG. 5.

FIG. 6.

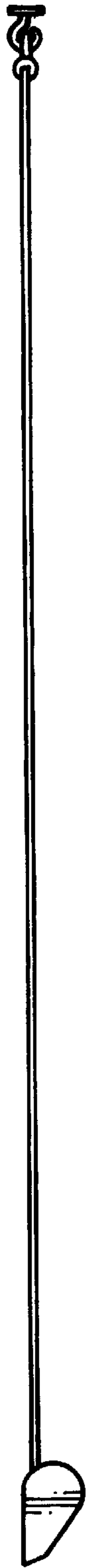



FIG. 2.






FIG. 3

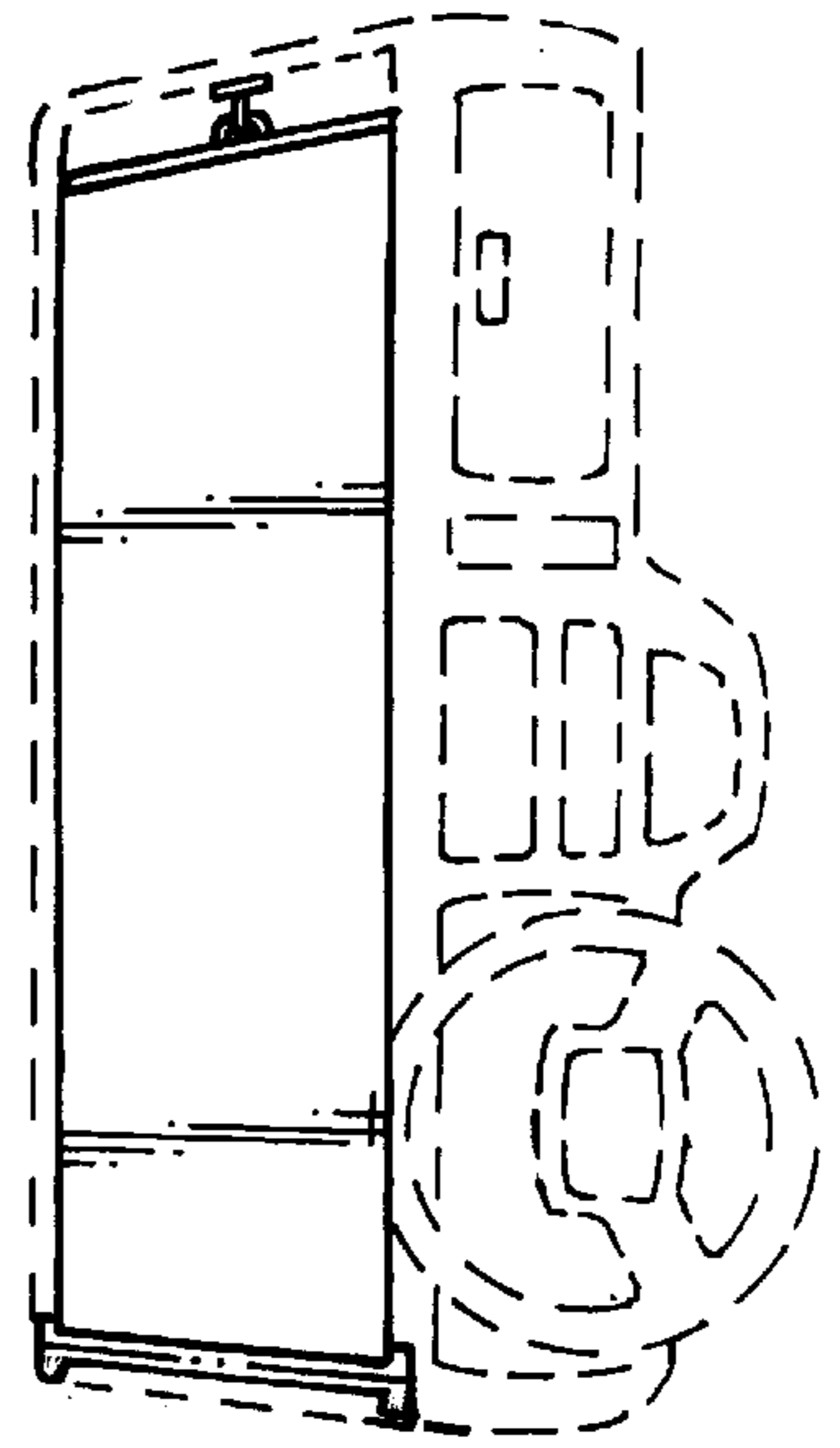


FIG. 7.