



US00D482983S

(12) **United States Design Patent**  
**Philcox et al.**

(10) **Patent No.:** **US D482,983 S**

(45) **Date of Patent:** **\*\* Dec. 2, 2003**

(54) **JEWELRY PIN**

(76) Inventors: **Brian Philcox**, 250 Scarborough Golf Club Road, Toronto, Ontario (CA), M1J 3G8; **Bonnie Buxton**, 250 Scarborough Golf Road, Toronto, Ontario (CA), M1J 3G8

(\*\*) Term: **14 Years**

(21) Appl. No.: **29/160,807**

(22) Filed: **May 17, 2002**

(51) **LOC (7) Cl.** ..... **11-01**

(52) **U.S. Cl.** ..... **D11/40**

(58) **Field of Search** ..... D11/40-49, 51-53, D11/55-56, 60, 75-78, 89-91, 3-5, 27, 63-70; 63/3, 12-13, 14.1, 20, 26-28, 32

(56) **References Cited**

**U.S. PATENT DOCUMENTS**

D8,786 S	*	11/1875	Beam	.....	D11/15
D120,611 S	*	5/1940	Boucher	.....	D11/74
D129,851 S	*	10/1941	Philippe	.....	D11/77
D164,954 S	*	10/1951	Philippe	.....	D11/77

D169,607 S	*	5/1953	Katz	.....	D11/77
D285,501 S	*	9/1986	Kirk	.....	D11/40
D295,027 S	*	4/1988	Malone	.....	D11/75
D335,104 S	*	4/1993	Coleman	.....	D11/79
D378,904 S	*	4/1997	Sciuto	.....	D11/66
D394,822 S	*	6/1998	Swenson et al.	.....	D11/77
D428,354 S	*	7/2000	Olofsson	.....	D11/40

\* cited by examiner

*Primary Examiner*—Cathy Anne MacCormac

(74) *Attorney, Agent, or Firm*—Cynthia J. Ledgley

(57) **CLAIM**

The ornamental design for a jewelry pin, as shown and described.


**DESCRIPTION**


FIG. 1 is a perspective view of a jewelry pin showing our new design; and,

FIG. 2 is a front view thereof.


The broken lines shown in FIGS. 1 and 2 are for environmental purposes only and form no part of the claimed design. The shaded area is the color white.

**1 Claim, 1 Drawing Sheet**





**FIG. 1**



**FIG. 2**