



US00D482982S

(12) **United States Design Patent**
McAnally

(10) **Patent No.:** **US D482,982 S**

(45) **Date of Patent:** **** Dec. 2, 2003**

(54) **BRACELET**

(75) **Inventor:** **Nancy Delight McAnally**, Beaverton,
OR (US)

(73) **Assignee:** **NanDei McAnally Enterprises, Inc.**,
Beaverton, OR (US)

(**) **Term:** **14 Years**

(21) **Appl. No.:** **29/164,973**

(22) **Filed:** **Aug. 1, 2002**

(51) **LOC (7) Cl.** **11-01**

(52) **U.S. Cl.** **D11/4**

(58) **Field of Search** D11/1-18, 93,
D11/94; 59/78, 80, 82-83; 63/1-4; D10/32

(56) **References Cited**

U.S. PATENT DOCUMENTS

247,300	A	*	9/1881	Byron	63/11
2,413,541	A	*	12/1946	Brady	63/3
D191,879	S	*	12/1961	Speckert	D11/4
D359,926	S	*	7/1995	Plummer	D11/4

D463,307	S	*	9/2002	Charriol	D11/3
D467,514	S	*	12/2002	Charriol	D11/3
D472,839	S	*	4/2003	Charriol	D11/3

* cited by examiner

Primary Examiner—Ralf Seifert

(74) *Attorney, Agent, or Firm*—Blakely Sokoloff Taylor &
Zafman LLP

(57) **CLAIM**

The ornamental design for a bracelet, as shown.

DESCRIPTION

FIG. 1 is a front view of one embodiment of the bracelet. The back view of the first embodiment of the bracelet is symmetrical to the front view of the same embodiment, and is therefore not shown.

FIG. 2 is a top view of one embodiment of a bracelet.

FIG. 3 is a first perspective view of one embodiment of a bracelet; and,

FIG. 4 is a second perspective view of one embodiment of a bracelet.

1 Claim, 2 Drawing Sheets

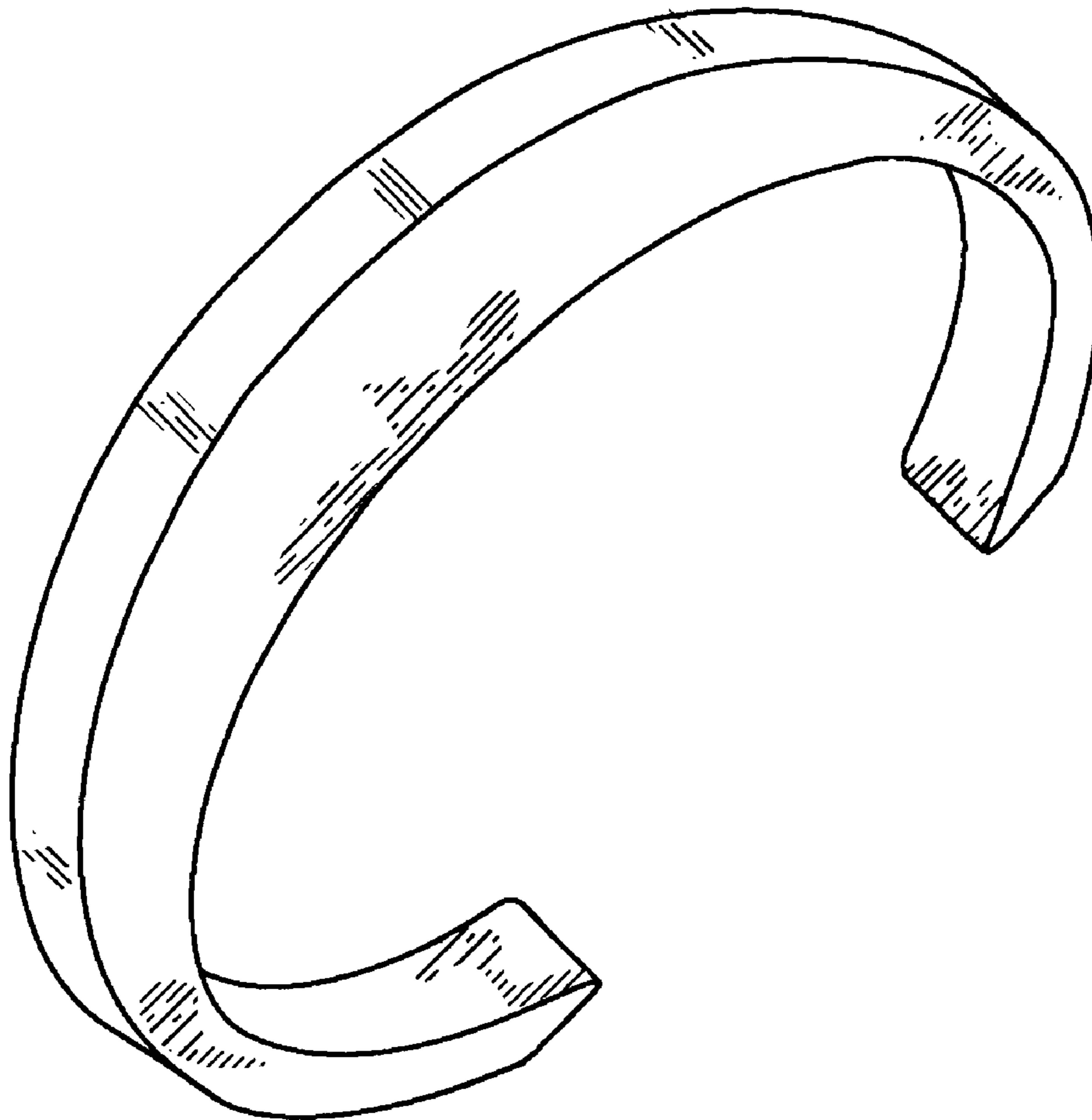


FIG. 1

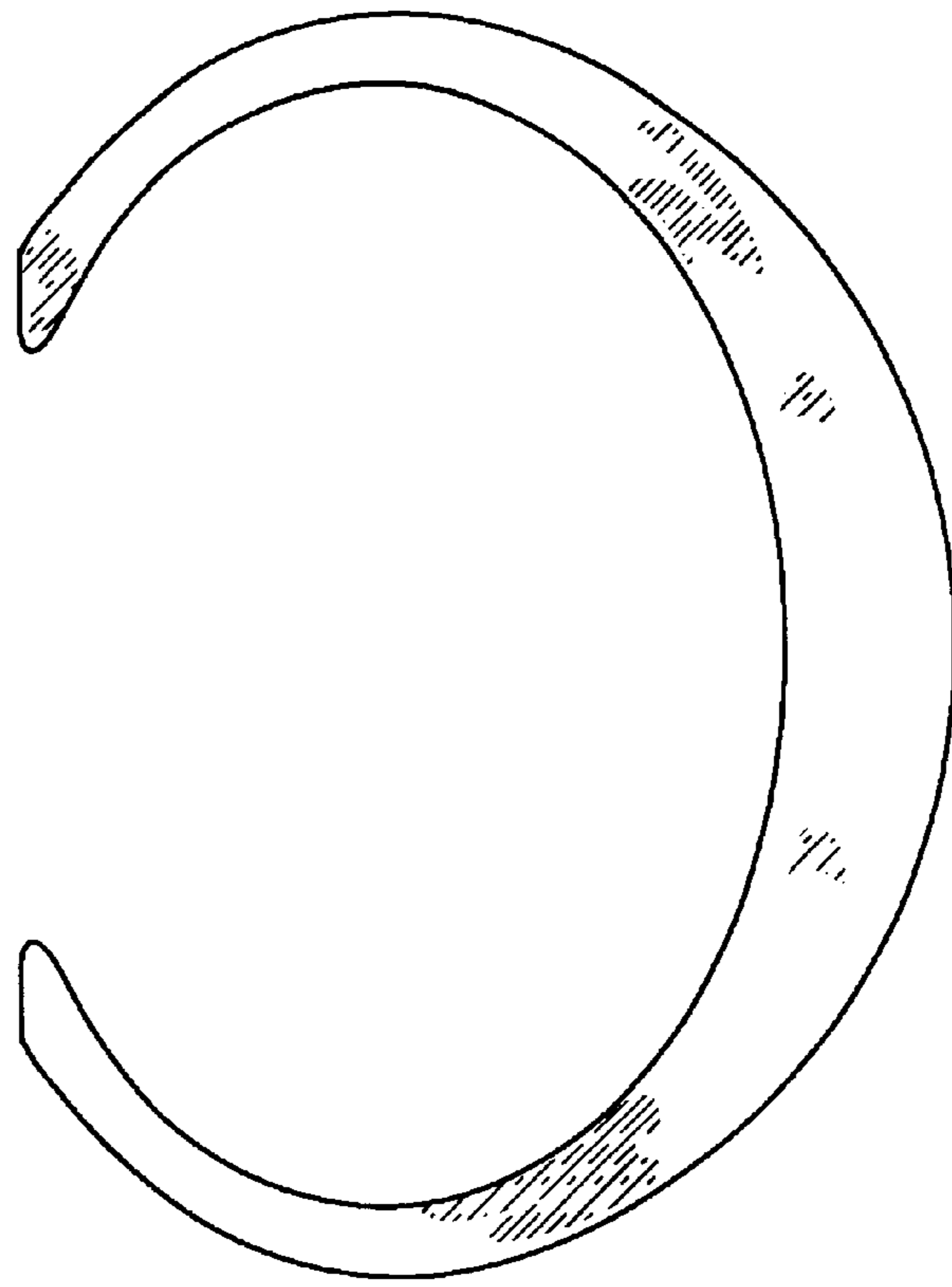


FIG. 2



FIG. 3

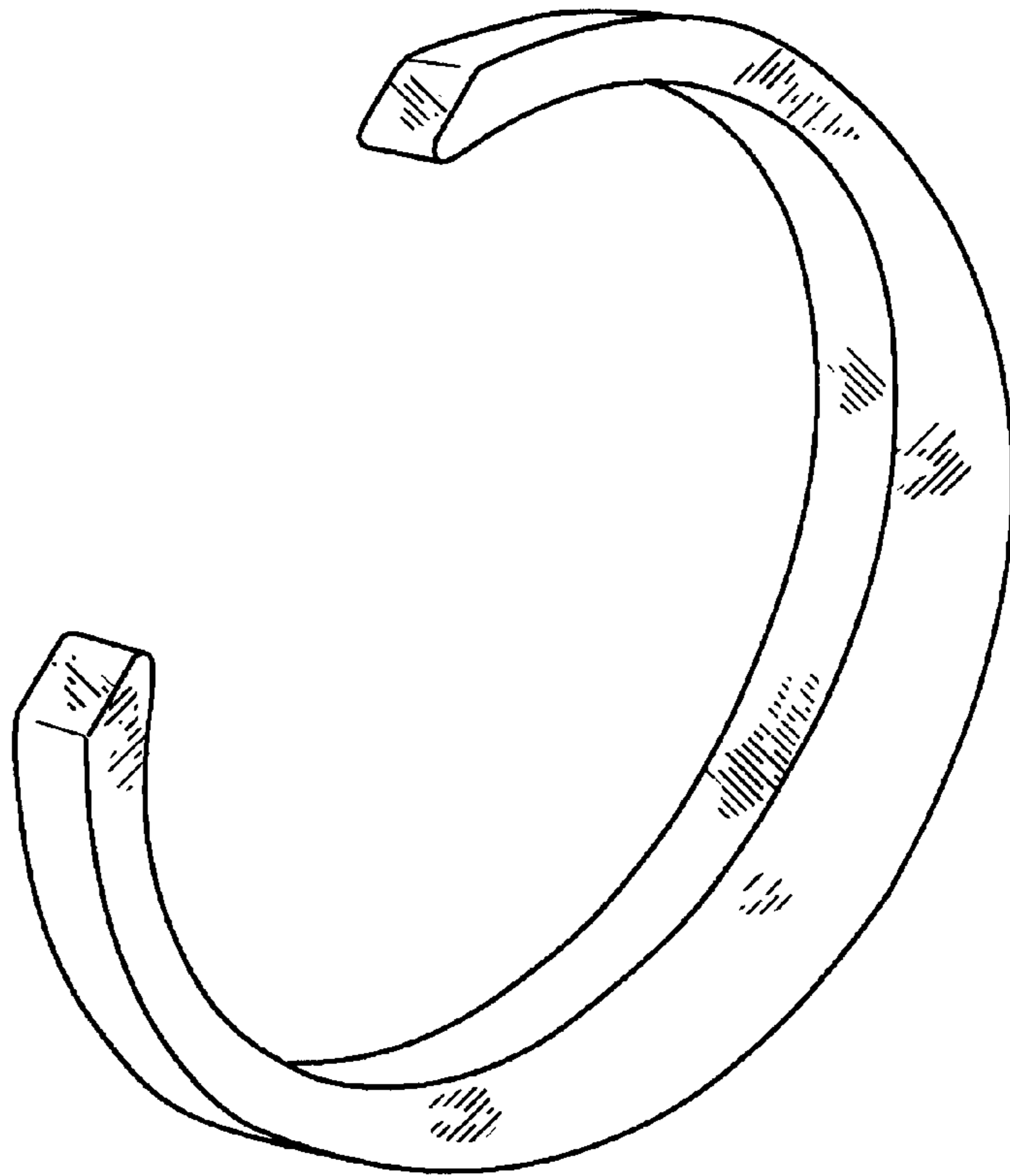


FIG. 4

