



US00D482978S

(12) **United States Design Patent**  
**Nelson**

(10) **Patent No.:** **US D482,978 S**

(45) **Date of Patent:** **\*\* Dec. 2, 2003**

(54) **BEVERAGE CONTAINER BODY PORTION**

(75) **Inventor:** **Brent S. Nelson**, Bradenton, FL (US)

(73) **Assignee:** **Tropicana Products, Inc.**, Bradenton, FL (US)

(\*\*) **Term:** **14 Years**

(21) **Appl. No.:** **29/178,207**

(22) **Filed:** **Mar. 21, 2003**

(51) **LOC (7) Cl.** ..... **09-01**

(52) **U.S. Cl.** ..... **D9/560; D9/563**

(58) **Field of Search** ..... 89/500, 502, 503,  
89/515, 516, 529, 530, 542, 545, 546, 560,  
563, 571, 572, 573, 574; 215/382-384,  
396, 398, 400, 202, 316, 329, 354; D9/541,  
538; 206/527; 220/200, 260, 288, 890;  
222/575

(56) **References Cited**

**U.S. PATENT DOCUMENTS**

D166,731 S	5/1952	Blunt	
D187,399 S	* 3/1960	Campbell	D9/500
D188,074 S	5/1960	Wunderly	
D211,683 S	* 7/1968	Johnson	D9/541 X
D217,129 S	* 4/1970	Beeby	D9/541 X
D241,713 S	10/1976	Plummer	
D245,068 S	* 7/1977	Ruriani	D9/541 X
D266,741 S	* 11/1982	Cox	D9/560
D316,967 S	5/1991	York	
D337,274 S	7/1993	Thatcher	
D344,284 S	2/1994	Suzuki et al.	
D380,158 S	6/1997	Olivares et al.	

D383,070 S	* 9/1997	Workman et al.	D9/545 X
D419,886 S	2/2000	Gans	
D422,915 S	* 4/2000	Hestehave et al.	D9/500
D423,366 S	* 4/2000	Gans	D9/541
D425,793 S	* 5/2000	Walker	D9/538 X
D426,469 S	* 6/2000	Mankowski et al.	D9/541
D428,576 S	* 7/2000	Walker	D9/537
D435,455 S	* 12/2000	Gans	D9/541
D435,649 S	12/2000	Shah et al.	
D463,287 S	* 9/2002	Moore et al.	D9/549
D468,645 S	1/2003	Nelson et al.	
D471,466 S	3/2003	Nelson et al.	

\* cited by examiner

*Primary Examiner*—Nanda Bondade

*Assistant Examiner*—Carol Rademaker

(74) *Attorney, Agent, or Firm*—Cook, Alex, McFarron, Manzo, Cummings & Mehler, Ltd.

(57) **CLAIM**

The ornamental design for a beverage container body portion, as shown and described.

**DESCRIPTION**

FIG. 1 is a perspective view of a beverage container body portion showing the new design; FIG. 2 is an elevational view thereof; FIG. 3 is a top plan view thereof; and, FIG. 4 is a bottom plan view thereof. The dot-dot-dash lines shown in the drawing are for illustrative purposes only and form no part of the claimed design. The dash-dash-dash lines shown in the drawing define the upper boundary of the claimed design.

**1 Claim, 1 Drawing Sheet**

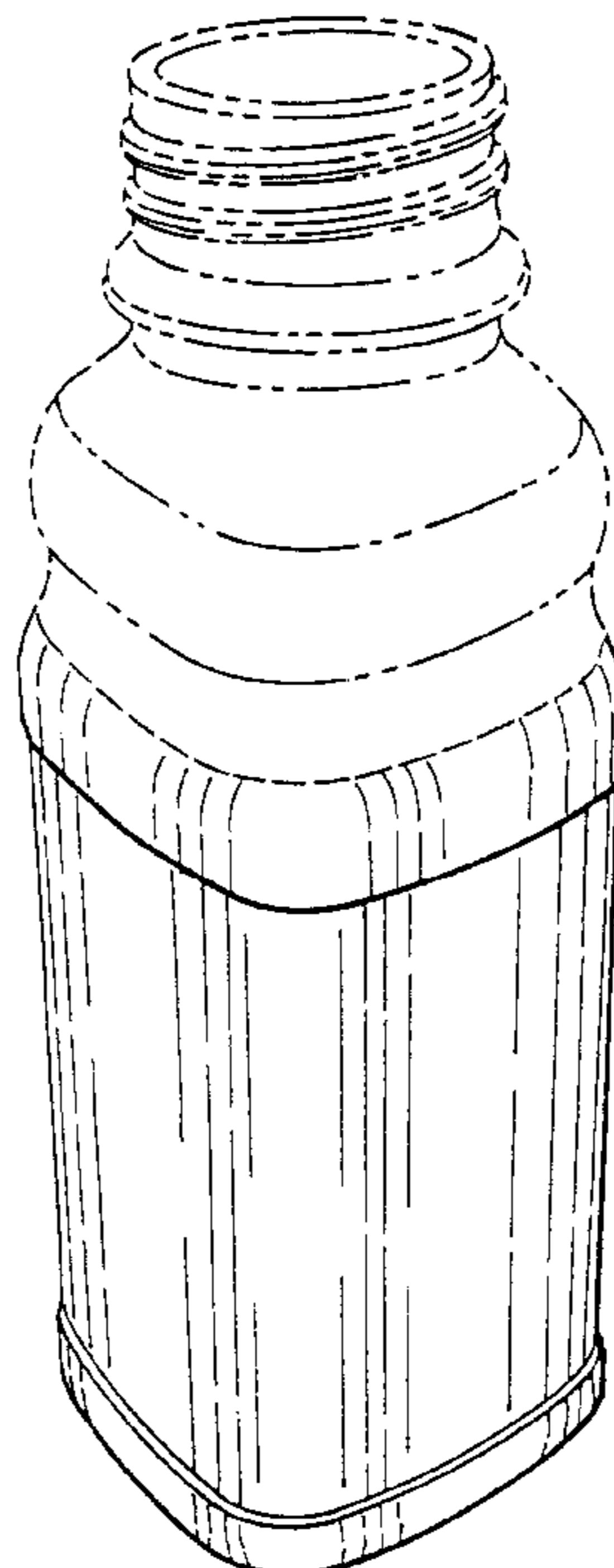


FIG. 1

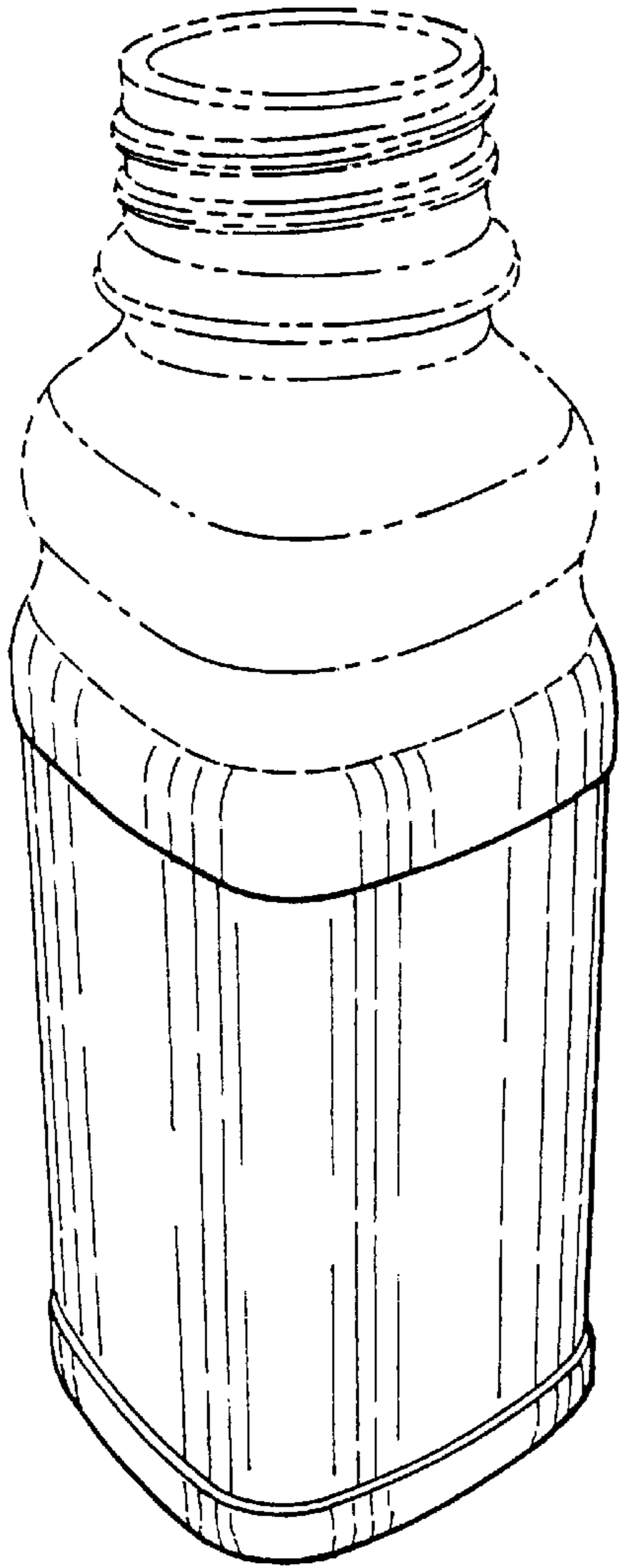


FIG. 2

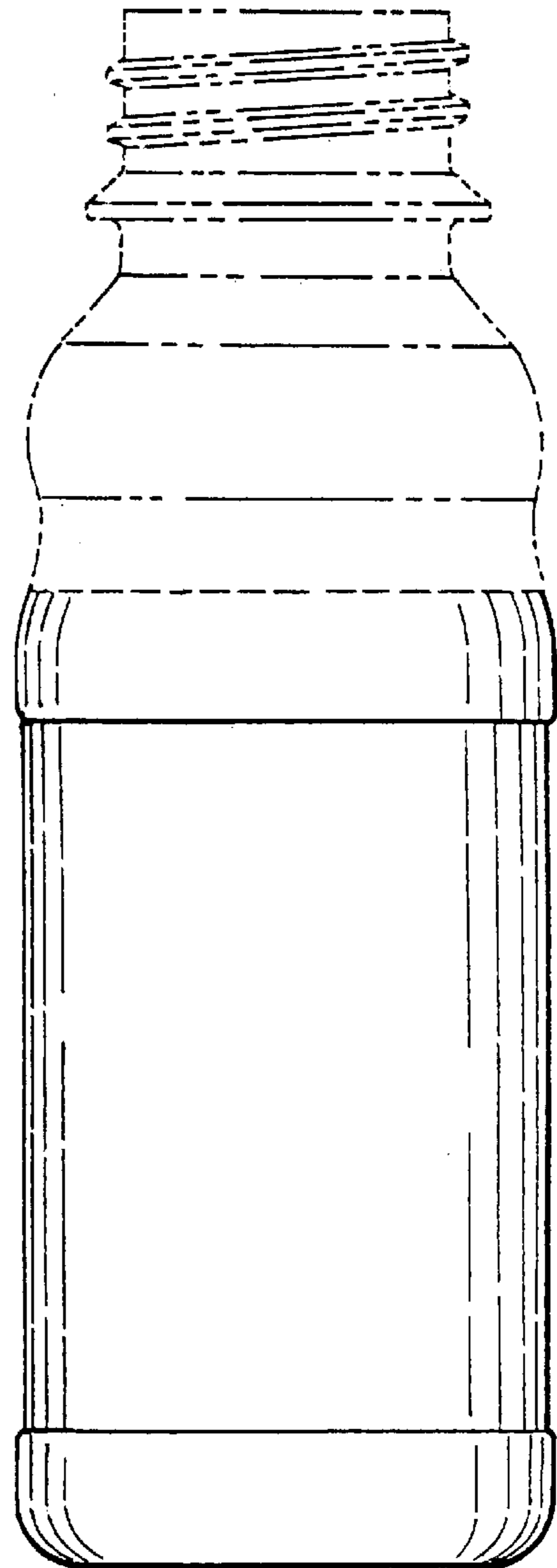


FIG. 3

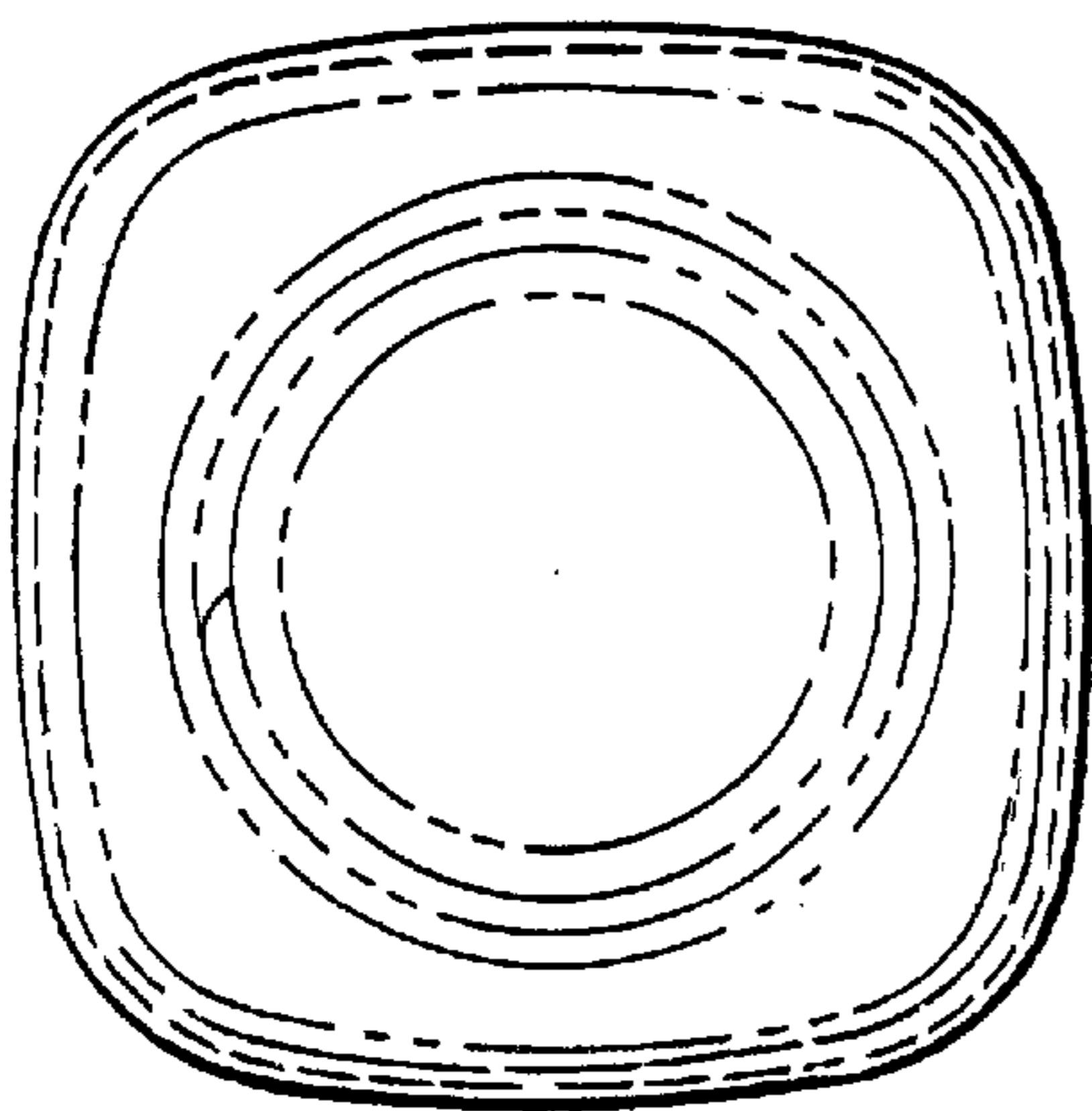
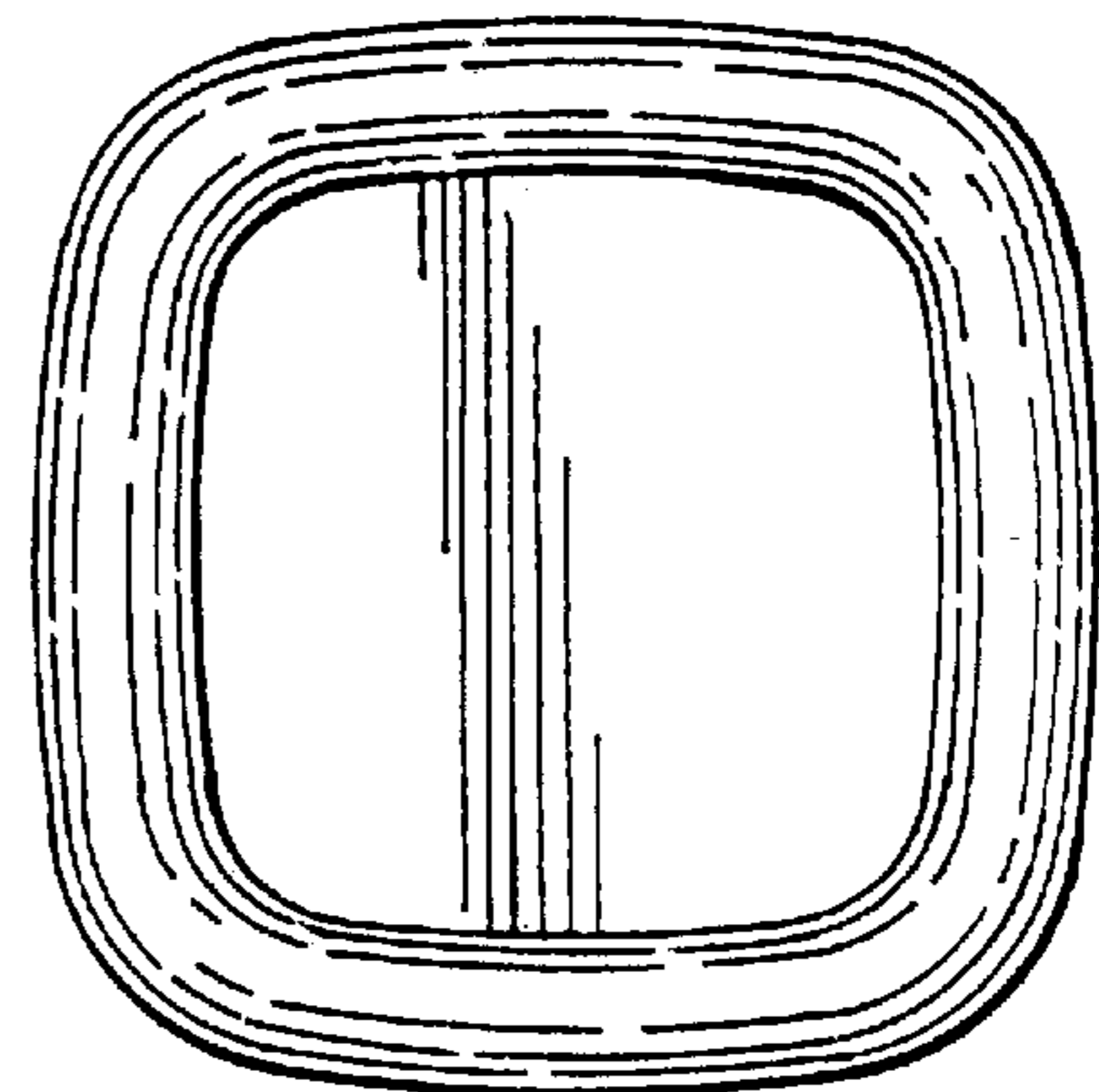


FIG. 4



UNITED STATES PATENT AND TRADEMARK OFFICE  
**CERTIFICATE OF CORRECTION**

PATENT NO. : Des. 482,978 S  
DATED : December 2, 2003  
INVENTOR(S) : Brent S. Nelson

Page 1 of 1

It is certified that error appears in the above-identified patent and that said Letters Patent is hereby corrected as shown below:

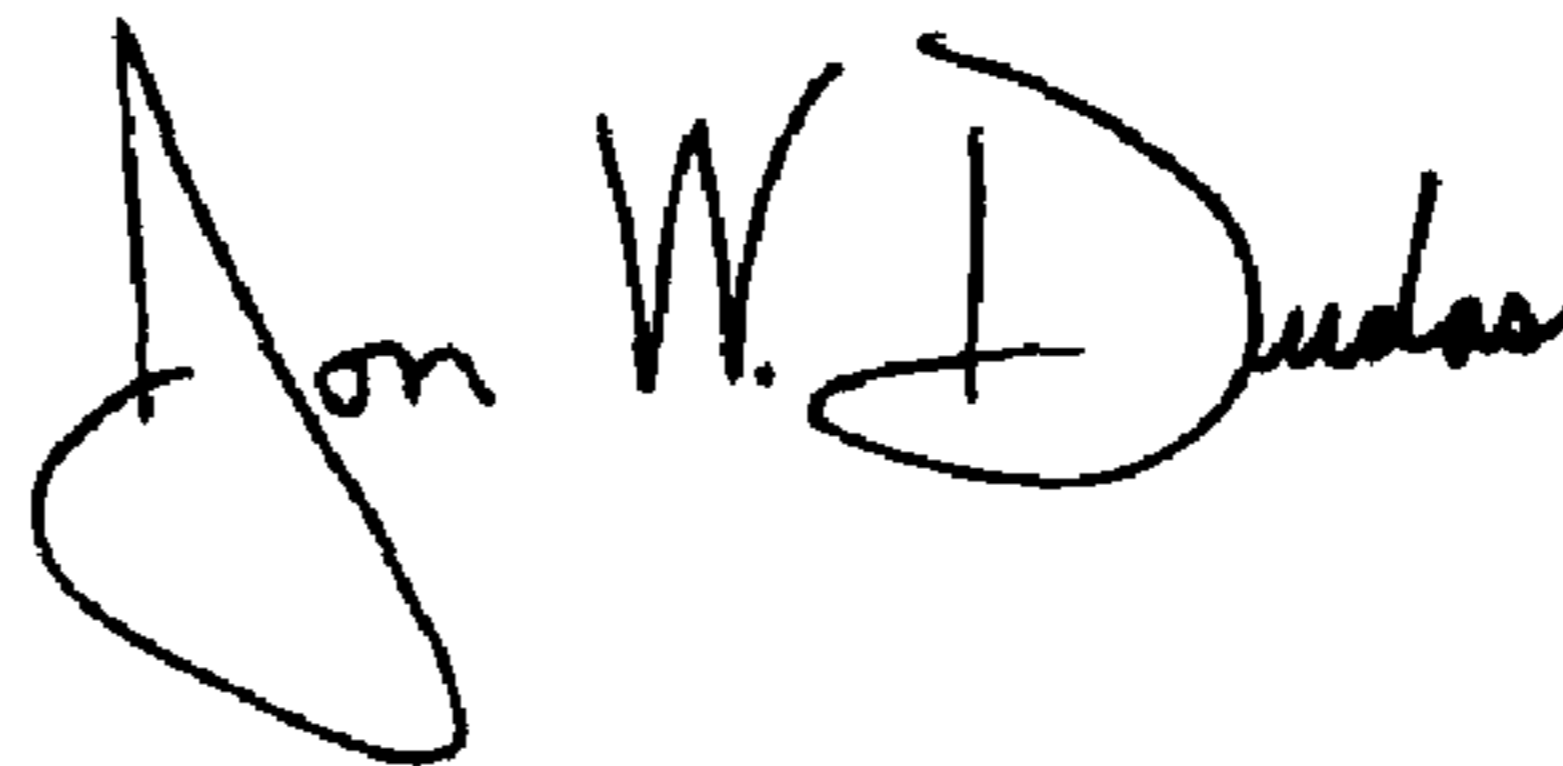
Title page.

Item [62], **Related U.S. Application Data**, should read as follows:

-- This is a continuation of application Serial No. 10/083,975, filed February 27, 2002. --

Signed and Sealed this

Fourteenth Day of December, 2004

A handwritten signature in black ink that reads "Jon W. Dudas". The signature is written in a cursive style with a large, stylized initial "J" and "D".

JON W. DUDAS

*Director of the United States Patent and Trademark Office*