



US00D482970S

(12) **United States Design Patent**  
**Kumakura et al.**

(10) **Patent No.:** **US D482,970 S**

(45) **Date of Patent:** **\*\* Dec. 2, 2003**

(54) **MOUNT FOR PACKAGING**

(75) Inventors: **Katsuhiko Kumakura**, Kyoto (JP);  
**Keiichi Harada**, Osaka (JP); **Futoshi Tada**, Osaka (JP)

(73) Assignee: **Matsushita Electric Industrial Co., Ltd.**, Osaka (JP)

(\*\*) Term: **14 Years**

(21) Appl. No.: **29/167,721**

(22) Filed: **Sep. 18, 2002**

(30) **Foreign Application Priority Data**

Mar. 18, 2002 (JP) ..... 2002-007052

(51) **LOC (7) Cl.** ..... **09-07**

(52) **U.S. Cl.** ..... **D9/457**; D9/415

(58) **Field of Search** ..... D9/415, 416, 418,  
D9/341, 346, 337, 457; 206/461-471, 806,  
769-771, 775-778, 701, 703-705, 349

(56) **References Cited**

**U.S. PATENT DOCUMENTS**

5,033,616	A	*	7/1991	Wyser	.....	206/470
5,735,404	A	*	4/1998	Kumakura et al.	.....	206/469
5,816,408	A	*	10/1998	Indelicato	.....	206/470
5,947,297	A	*	9/1999	Aoki et al.	.....	206/705
6,029,818	A	*	2/2000	Kumakura et al.	.....	206/469
D421,899	S	*	3/2000	Eneroth et al.	.....	D9/345

D423,344	S	*	4/2000	Kumakura et al.	.....	D9/415
D423,928	S	*	5/2000	Kumakura et al.	.....	D9/415
D433,936	S	*	11/2000	Pirro et al.	.....	D9/415
D450,239	S	*	11/2001	Otto	.....	D9/415
D451,382	S	*	12/2001	Adkins	.....	D9/415

\* cited by examiner

*Primary Examiner*—Prabhakar Deshmukh

(74) *Attorney, Agent, or Firm*—Christensen O'Connor Johnson Kindness PLLC

(57) **CLAIM**

The ornamental design for a mount for packaging, as shown and described.

**DESCRIPTION**

The patent or application file contains at least one drawing executed in color. Copies of this patent or patent application publication with color drawings will be provided by the Office upon request and payment of the necessary fee.

FIG. 1 is a perspective view of the top, front and right side of a mount for packaging showing our new design;

FIG. 2 is a front view thereof;

FIG. 3 is a top plan view thereof;

FIG. 4 is a right side view thereof;

FIG. 5 is a rear view thereof;

FIG. 6 is a left side view thereof; and,

FIG. 7 is a bottom view thereof.

**1 Claim, 2 Drawing Sheets**

**(1 of 2 Drawing Sheet(s) Filed in Color)**

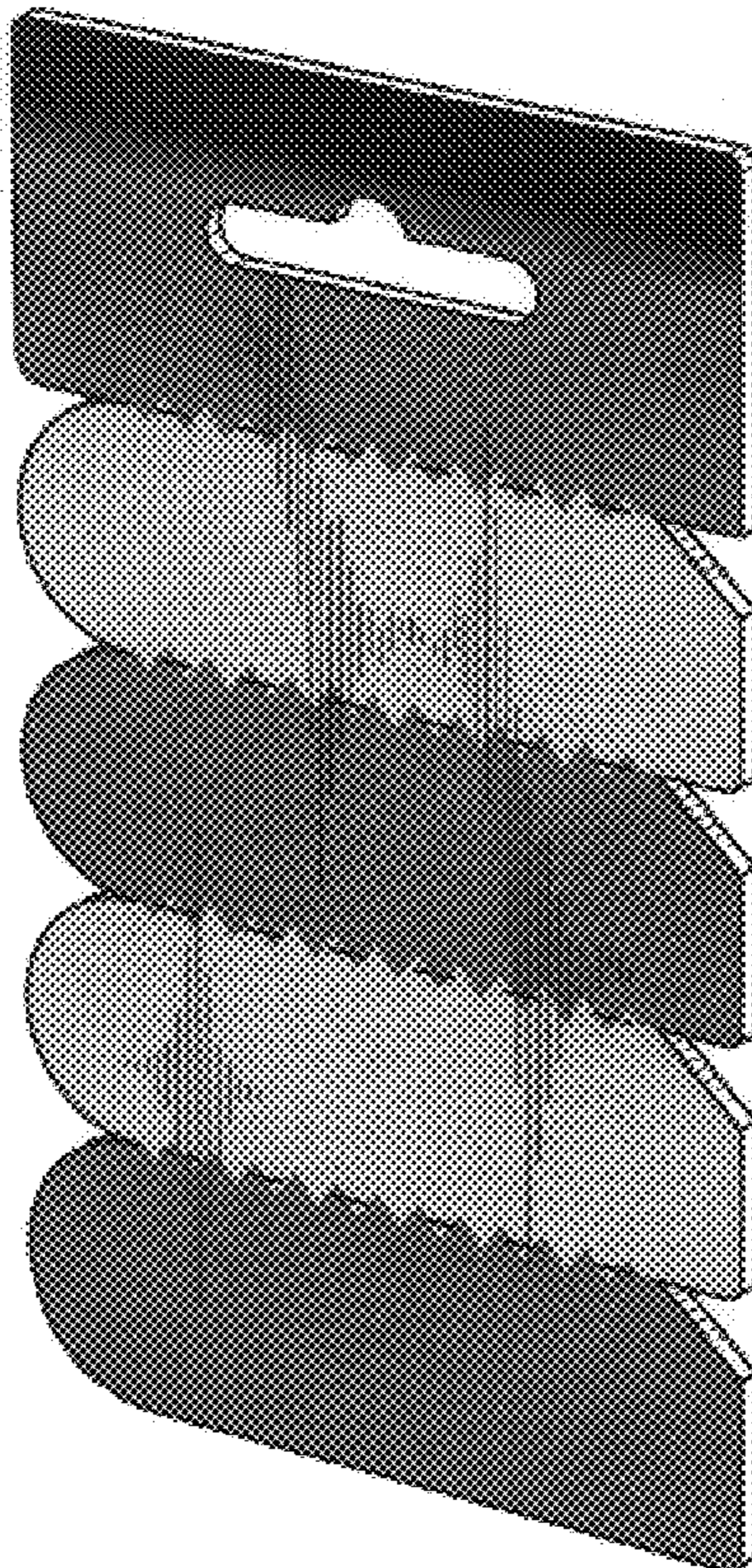


FIG. 1




FIG. 2

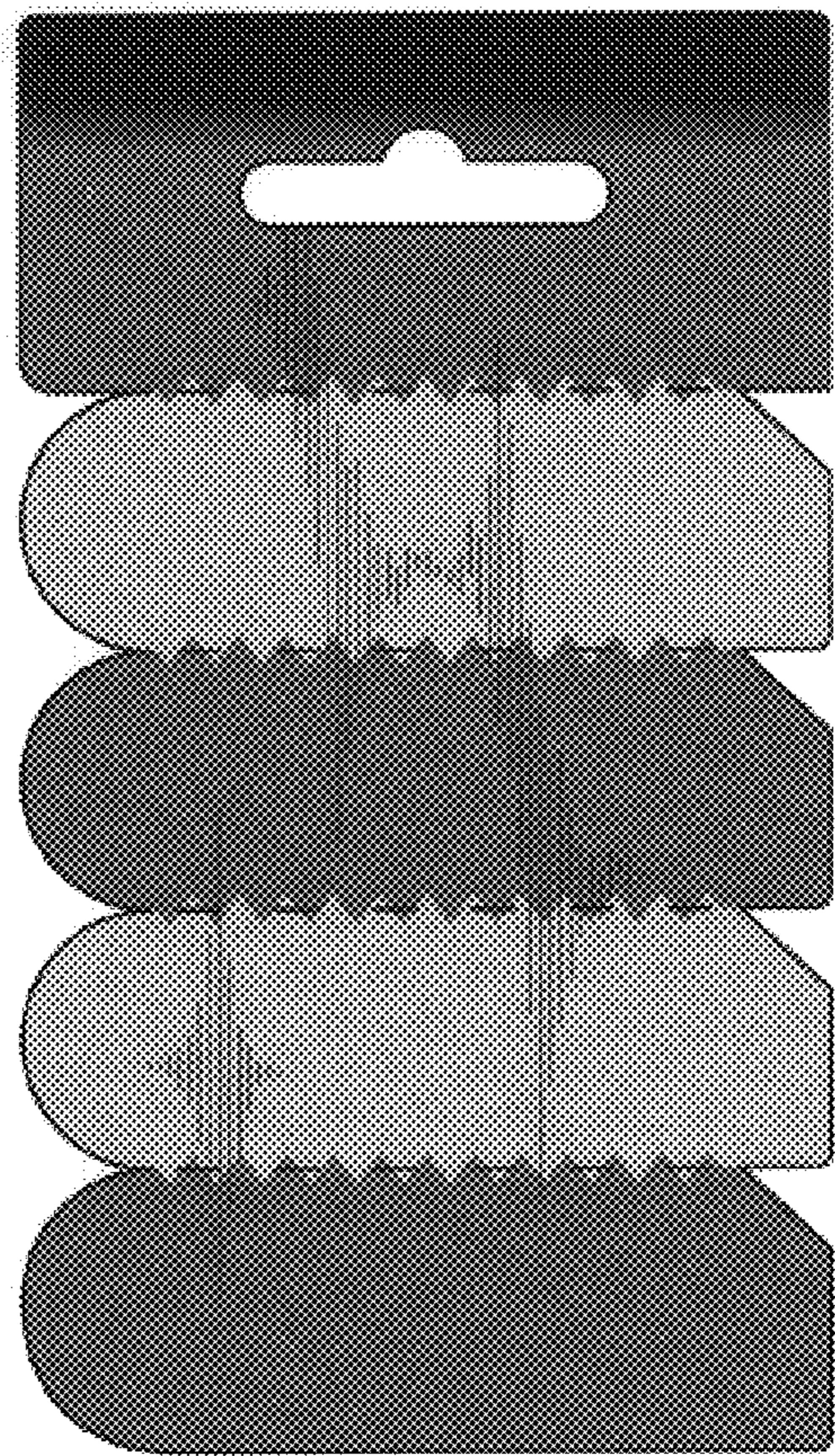


FIG. 3



FIG. 4



FIG. 5

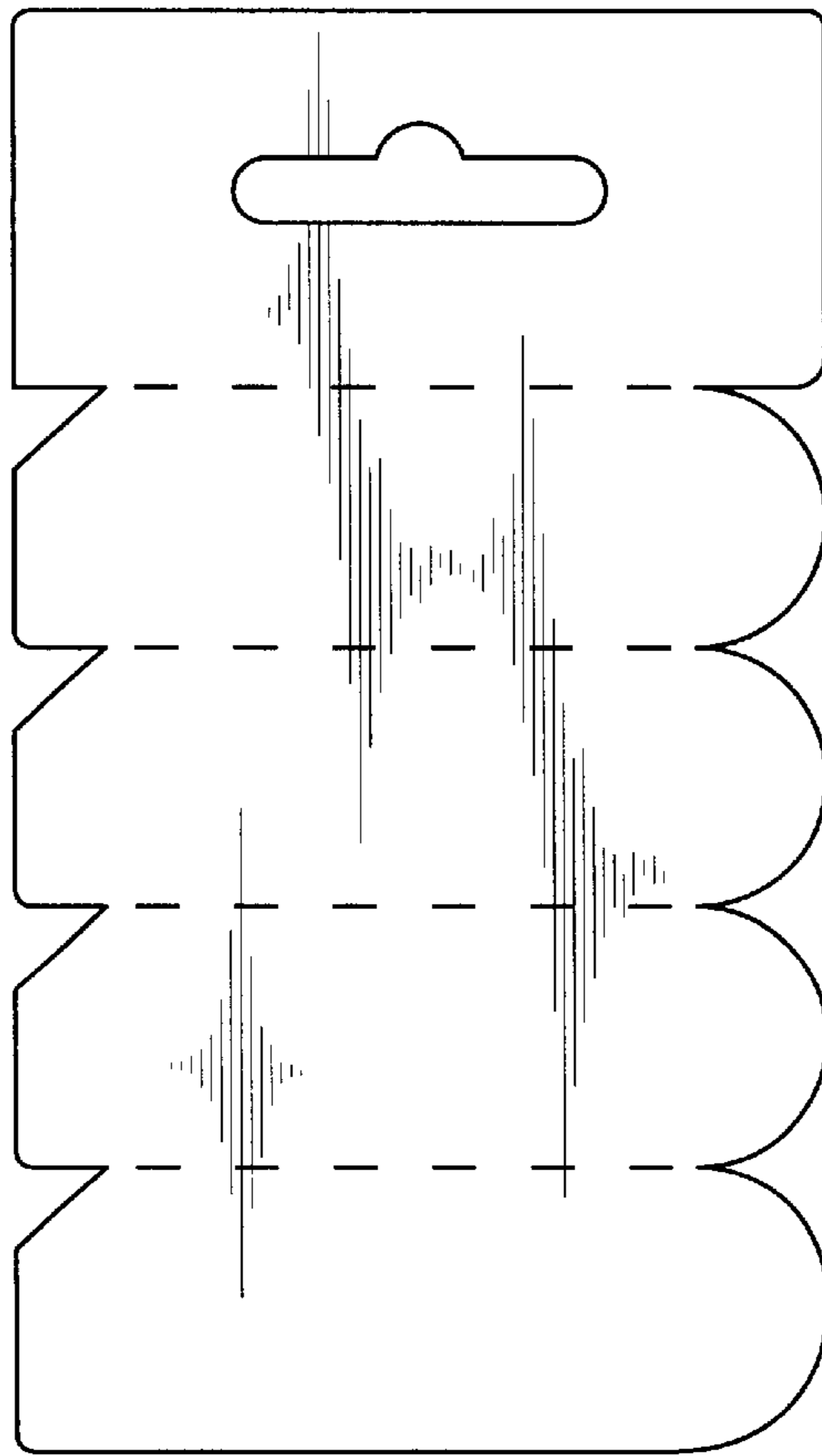


FIG. 6



FIG. 7



UNITED STATES PATENT AND TRADEMARK OFFICE  
**CERTIFICATE OF CORRECTION**

PATENT NO. : Des. 482,970 S  
DATED : December 2, 2003  
INVENTOR(S) : K. Kumakura et al.

Page 1 of 1

It is certified that error appears in the above-identified patent and that said Letters Patent is hereby corrected as shown below:

Title page,

Item [56], **References Cited**, FOREIGN PATENT DOCUMENTS, please insert:

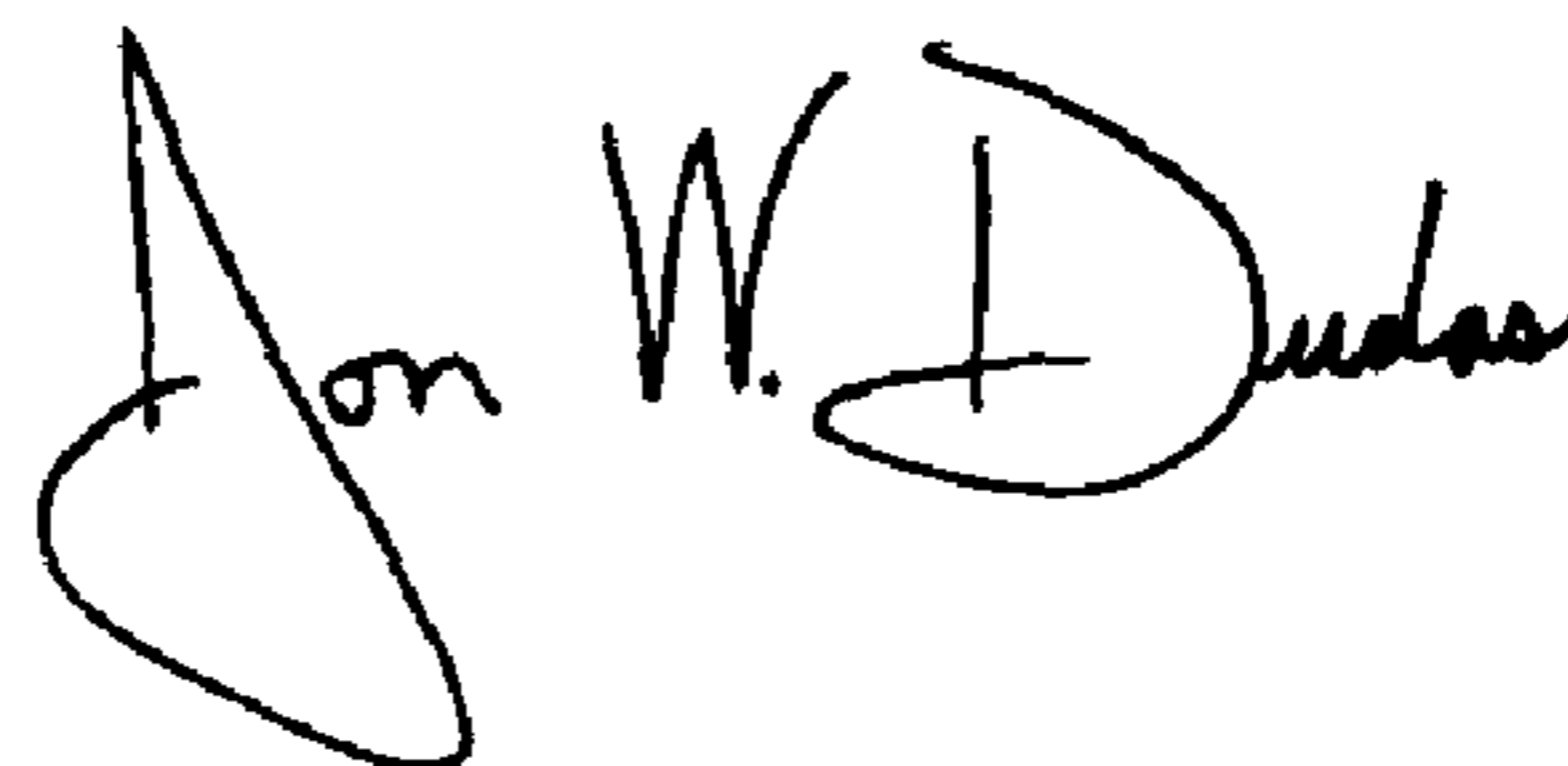
-- FOREIGN PATENT DOCUMENTS

JP 1070264 5/2000

JP 1123256 10/2001 --

Signed and Sealed this

Third Day of August, 2004

A handwritten signature in black ink that reads "Jon W. Dudas". The signature is written in a cursive style with a large, looped initial "J".

---

JON W. DUDAS

*Acting Director of the United States Patent and Trademark Office*