



US00D482969S

(12) **United States Design Patent**
Seibel et al.

(10) **Patent No.:** **US D482,969 S**

(45) **Date of Patent:** **** Dec. 2, 2003**

(54) **CONTAINER CAP**

(75) Inventors: **Lawrence P. Seibel**, Kenosha, WI
(US); **Brent Gerald Martins**,
Waterford, WI (US)

(73) Assignee: **Label Makers, Inc.**, Pleasant Prairie,
WI (US)

(**) Term: **14 Years**

(21) Appl. No.: **29/178,519**

(22) Filed: **Mar. 26, 2003**

Related U.S. Application Data

(62) Division of application No. 29/162,331, filed on Jun. 13,
2002.

(51) **LOC (7) Cl.** **09-07**

(52) **U.S. Cl.** **D9/443; D9/435**

(58) **Field of Search** D9/443, 435, 453;
215/305, 232

(56) **References Cited**

U.S. PATENT DOCUMENTS

D30,613 S * 4/1899 Hauck D9/443

1,063,384 A * 6/1913 Prell 215/305
1,112,880 A * 10/1914 Zonne 215/305
D48,033 S * 10/1915 Kaye D9/453
1,706,720 A * 3/1929 Wettstein 215/305
3,187,919 A * 6/1965 Ingils 215/305
6,474,490 B1 * 11/2002 Seibel et al. 215/232

* cited by examiner

Primary Examiner—Ian Simmons

Assistant Examiner—Gregory Andoll

(74) *Attorney, Agent, or Firm*—Reising, Ethington, Barnes,
Kisselle, P.C.

(57) **CLAIM**

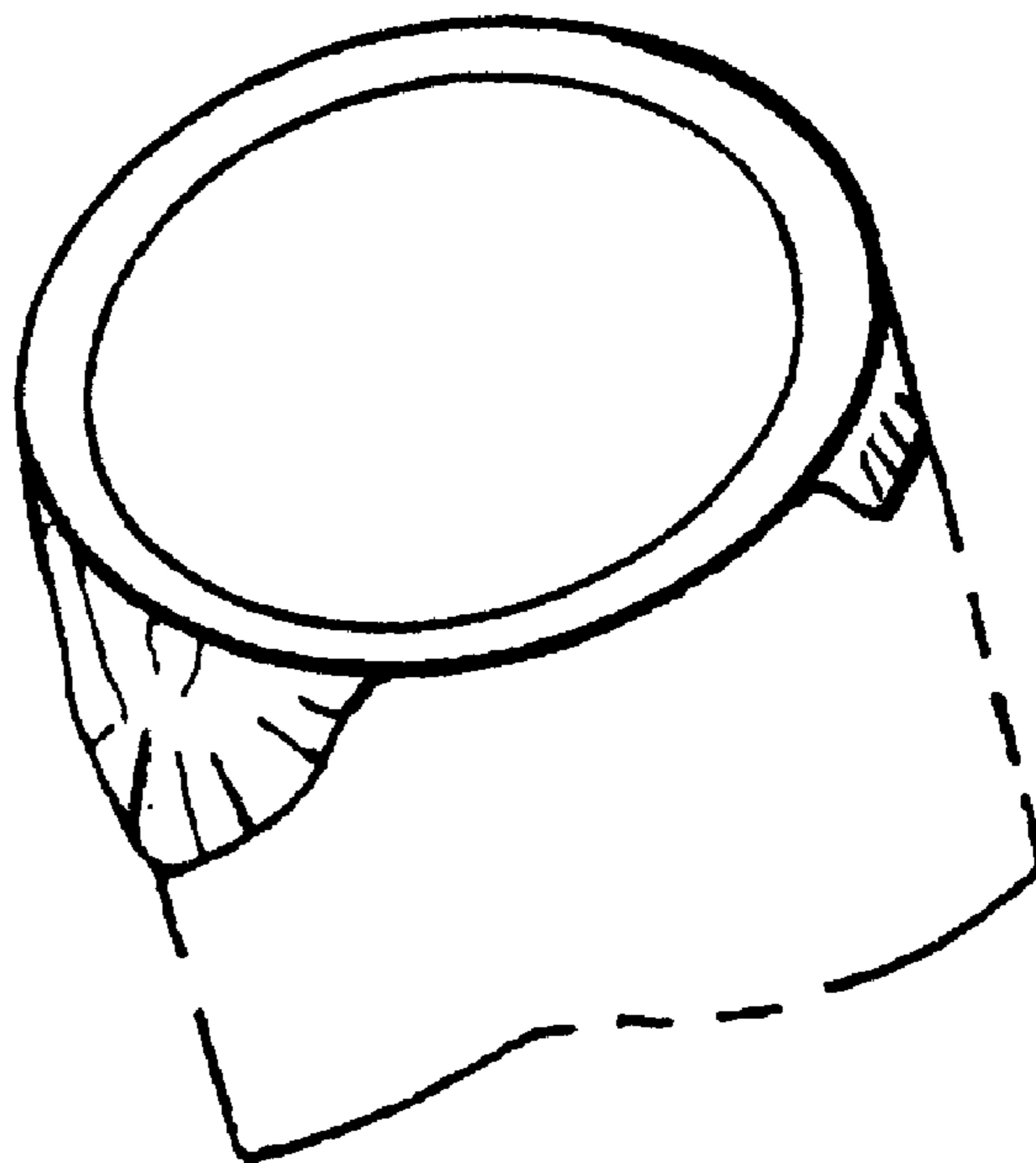
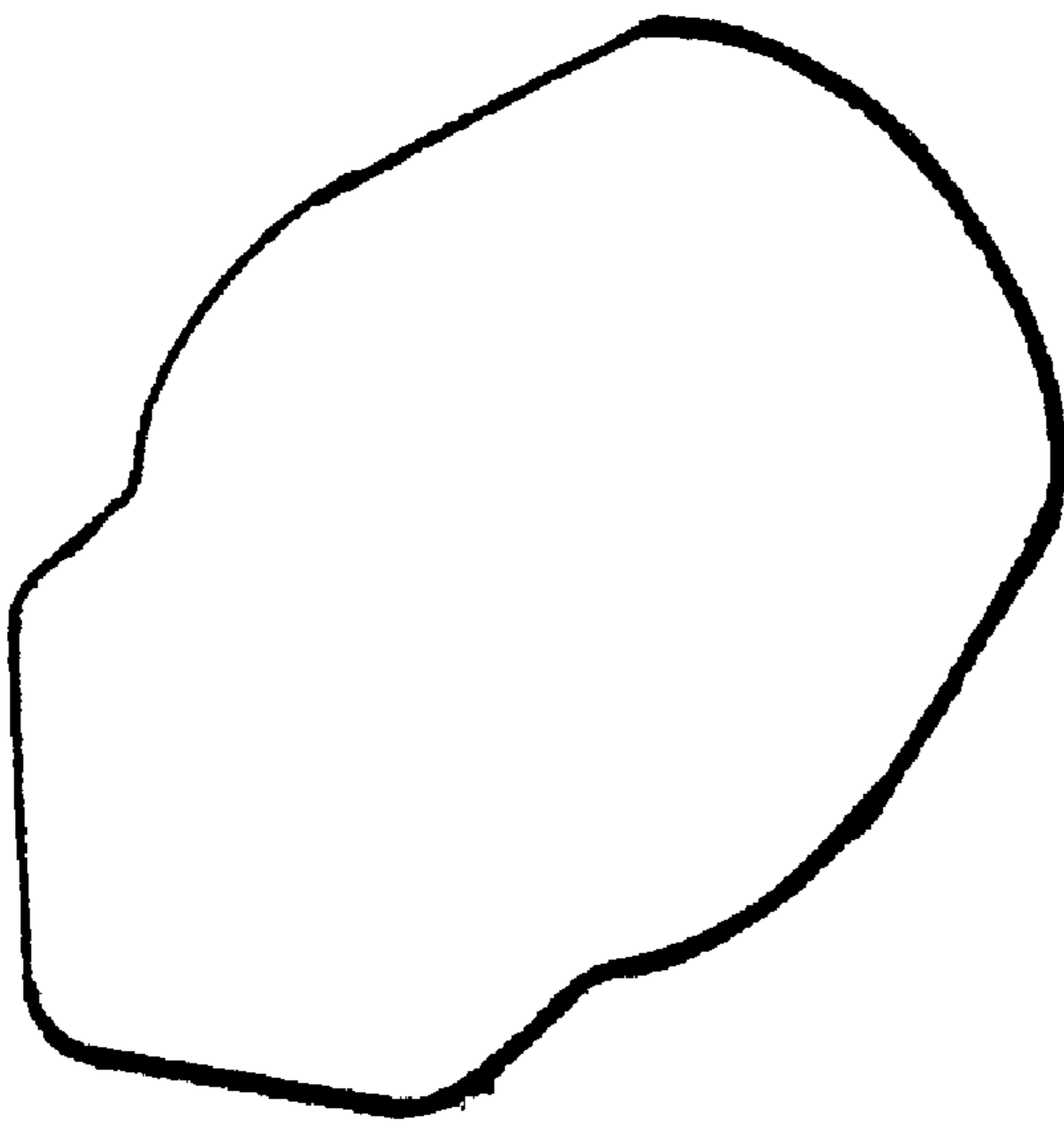
The ornamental design for a container cap, as shown and
described.

DESCRIPTION

FIG. 1 is a top plan view of a container cap, showing our
new design in a blank state, the bottom plan view being
identical; and,

FIG. 2 is a perspective view plan view of the container cap
of FIG. 1, showing our new design in place on a container.
The broken lines in the Figures are for illustrative purposes
only and form no part of the claimed design.

1 Claim, 1 Drawing Sheet



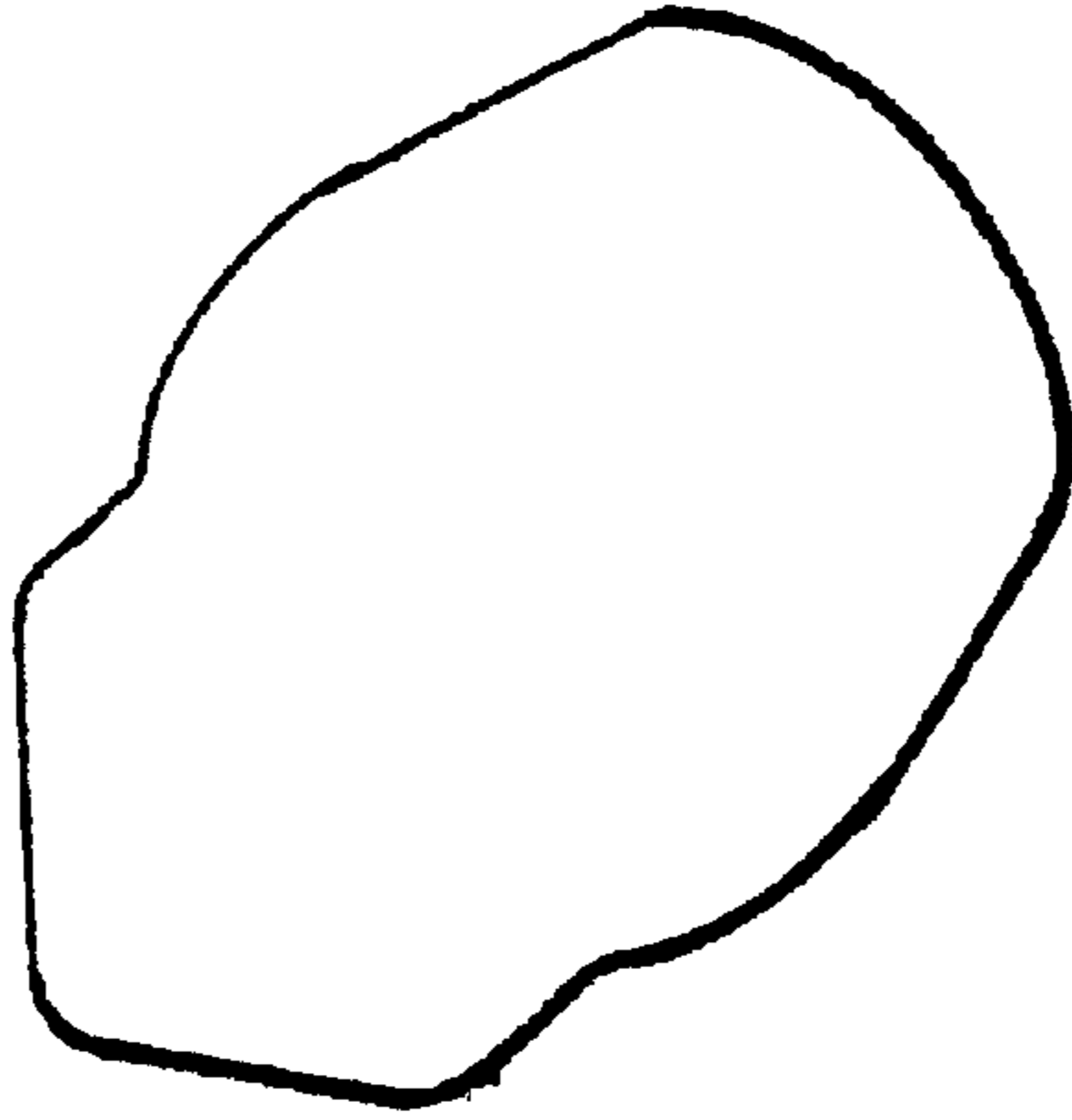


FIG. 1

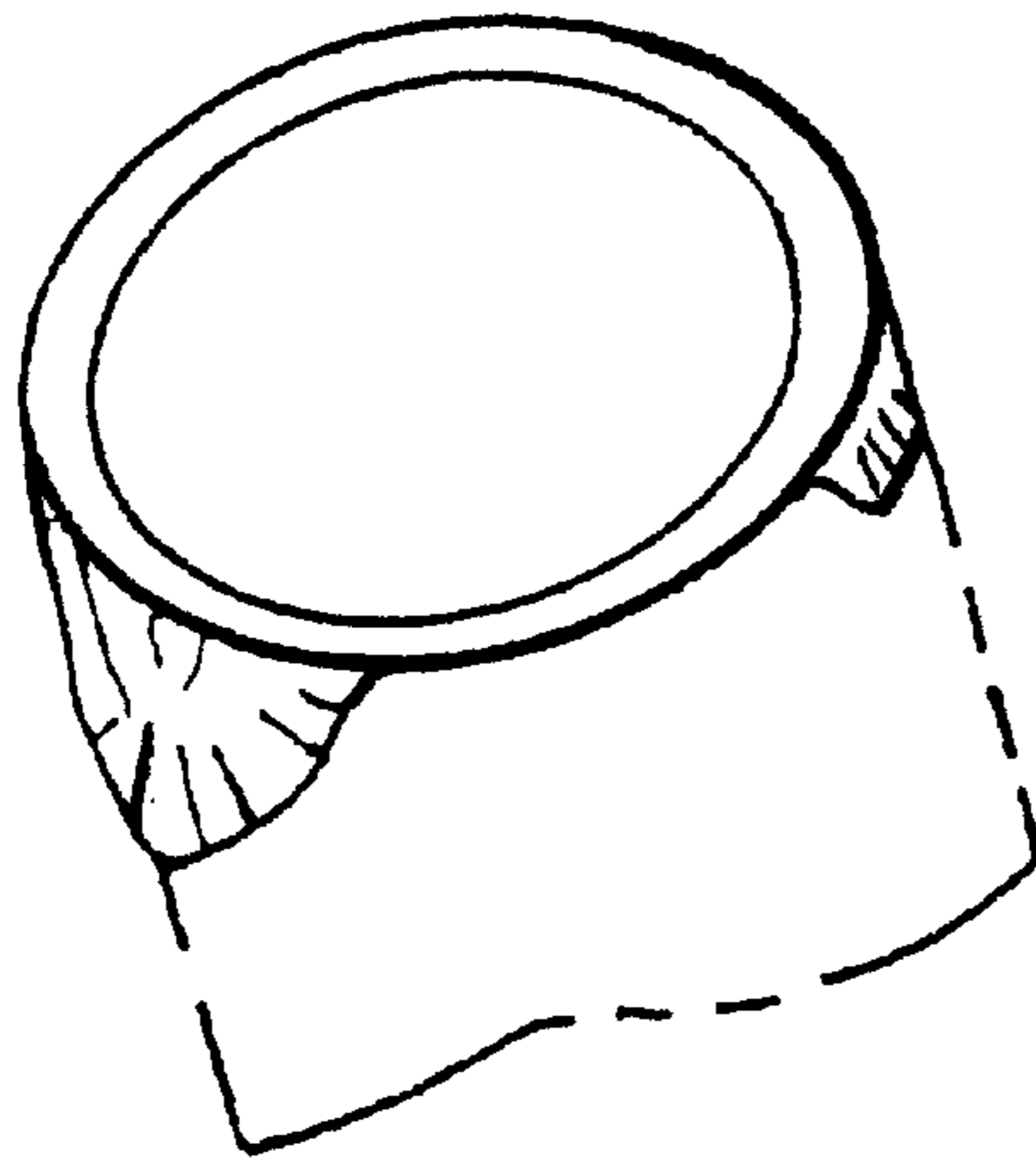


FIG. 2