



US00D482968S

(12) **United States Design Patent**  
**Henriksson**

(10) **Patent No.:** **US D482,968 S**

(45) **Date of Patent:** **\*\* Dec. 2, 2003**

(54) **BAG CLIP**

(75) Inventor: **Kjell Henriksson**, Bredaryd (SE)

(73) Assignee: **Linden International AB** (SE)

(\*\*) Term: **14 Years**

(21) Appl. No.: **29/163,117**

(22) Filed: **Jun. 25, 2002**

(30) **Foreign Application Priority Data**

Jan. 8, 2002 (SE) ..... 02-0021

(51) **LOC (7) Cl.** ..... **09-07**

(52) **U.S. Cl.** ..... **D9/435**

(58) **Field of Search** ..... D9/434, 435, 443;  
24/30.5 R, 543, 30.5 P; D8/394, 395; D13/125

(56) **References Cited**

**U.S. PATENT DOCUMENTS**

D299,008 S \* 12/1988 Naslund ..... D9/443

4,887,335 A \* 12/1989 Folkmar ..... 24/30.5 R  
D317,571 S \* 6/1991 Henriksson ..... D9/443  
D391,851 S \* 3/1998 Joergensen ..... D9/434

\* cited by examiner

*Primary Examiner*—Louis S. Zarfes

*Assistant Examiner*—Gregory Andoll

(74) *Attorney, Agent, or Firm*—Bachman & LaPointe

(57) **CLAIM**

The ornamental design for a bag clip, as shown.

**DESCRIPTION**

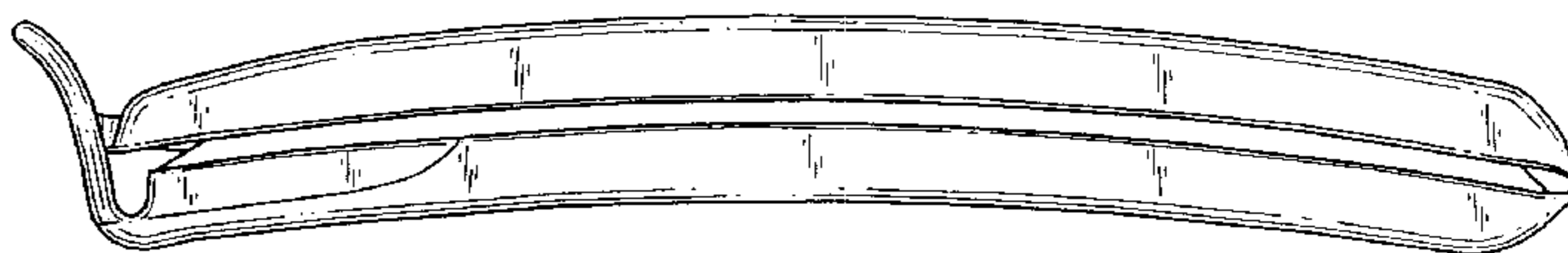
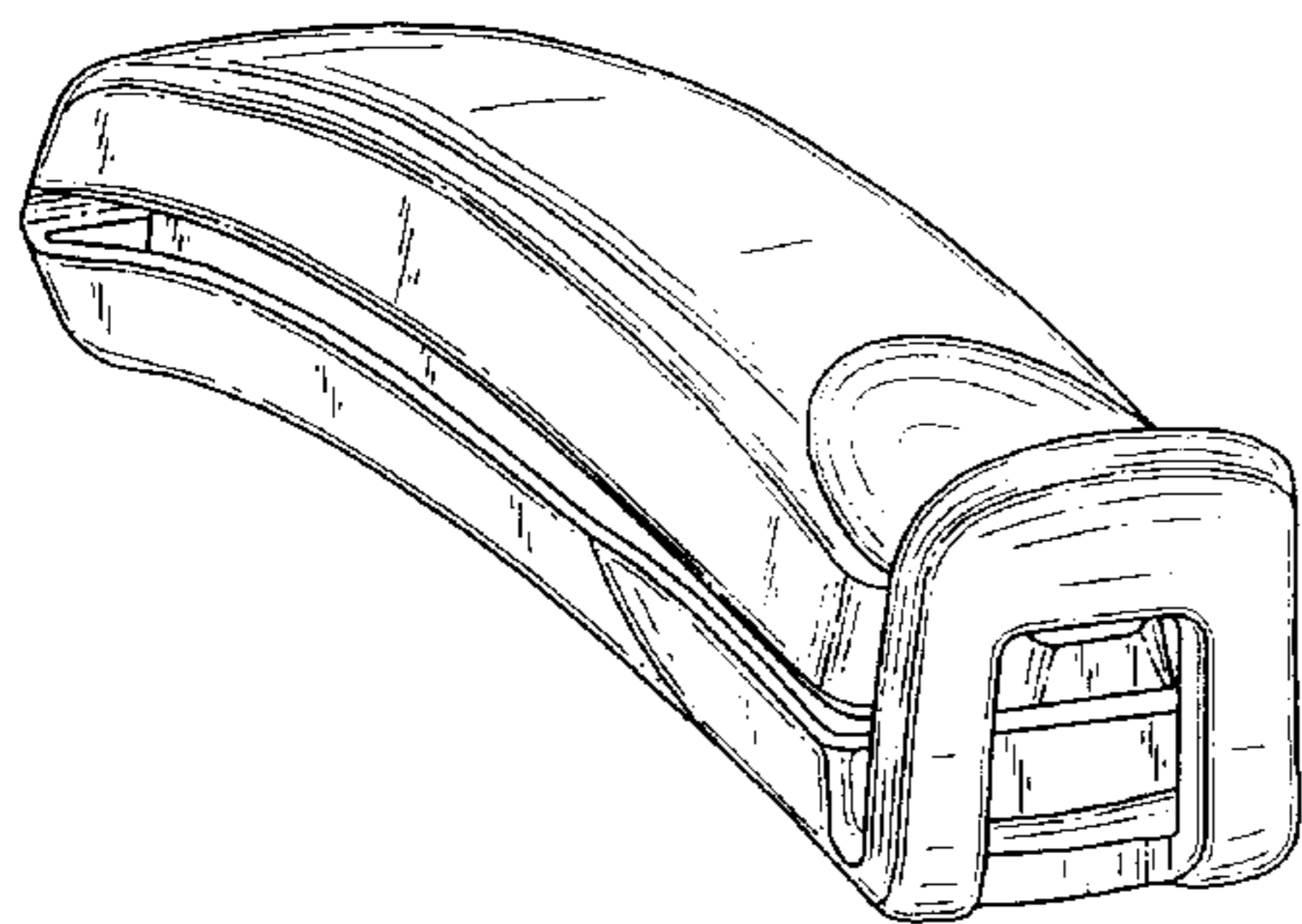
FIG. 1 is a perspective view of bag clip in accordance with the present invention;

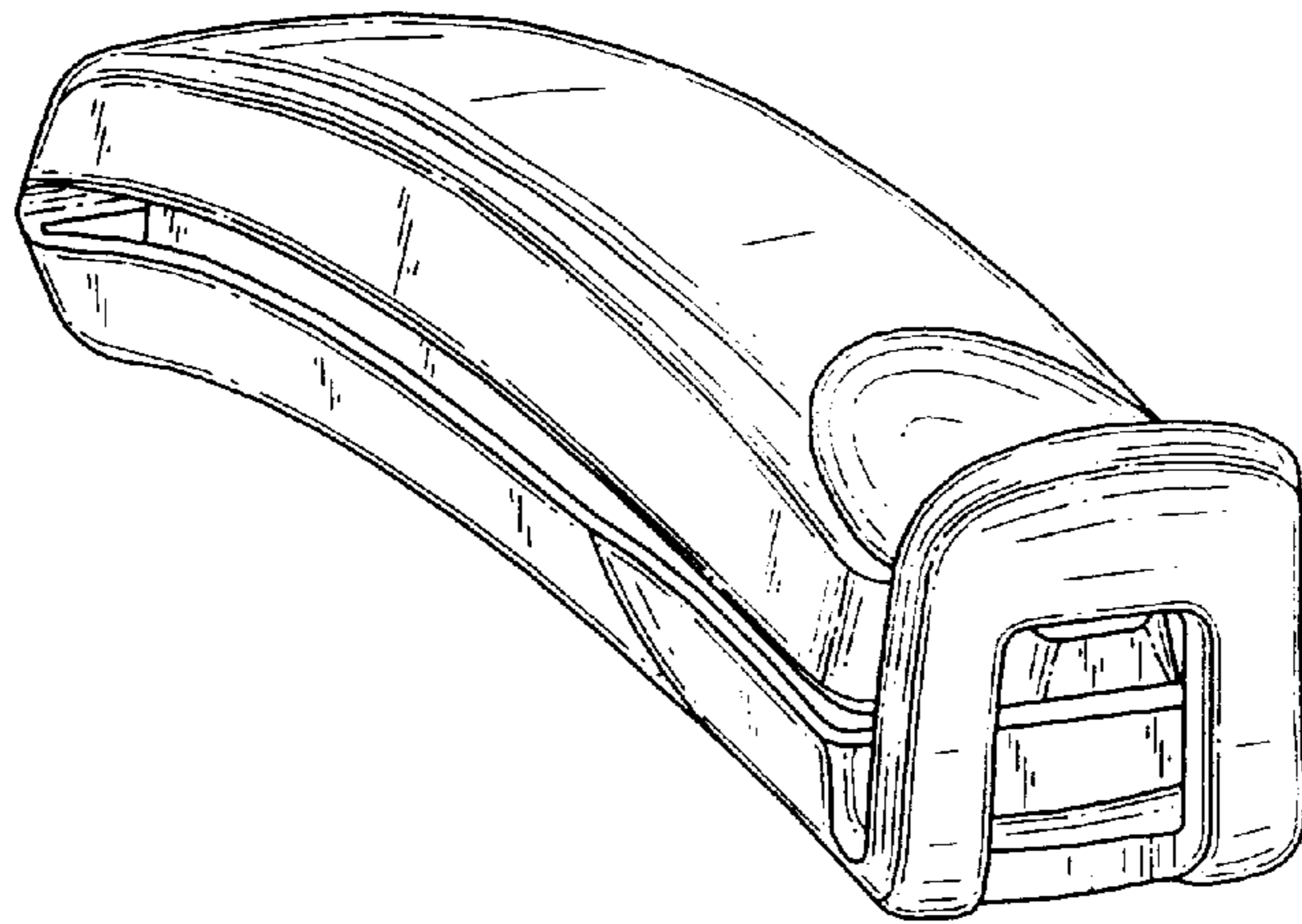
FIG. 2 is a side view of a bag clip in accordance with the present invention;

FIG. 3 is a bottom view of a bag clip in accordance with the present invention; and,

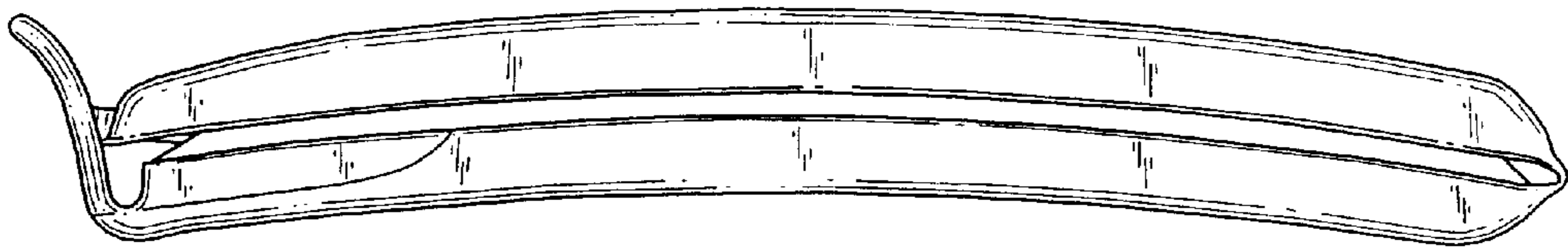
FIG. 4 is a top view of a bag clip in accordance with the present invention.

**1 Claim, 1 Drawing Sheet**

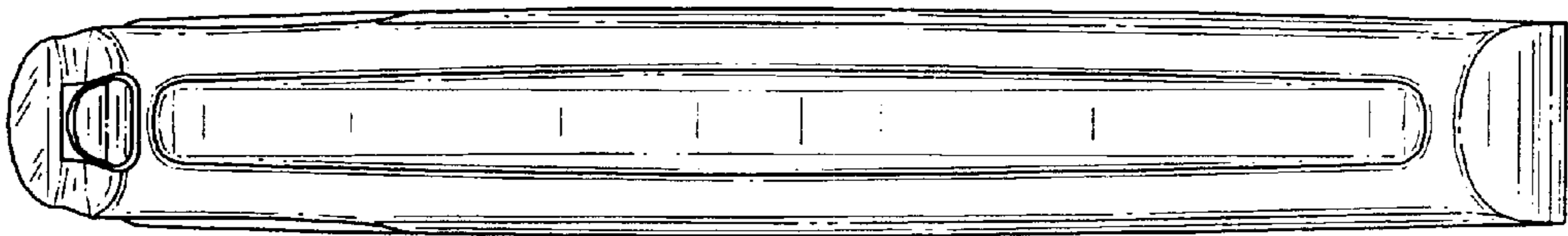





*FIG. 1*



*FIG. 2*



*FIG. 3*



*FIG. 4*