



US00D482962S

(12) **United States Design Patent**  
**Koptis**

(10) **Patent No.:** **US D482,962 S**

(45) **Date of Patent:** **\*\* Dec. 2, 2003**

(54) **APPLICATOR CAP**

(75) **Inventor:** **Kurt Koptis**, Yucca Valley, CA (US)

(73) **Assignee:** **Painters Products Inc.**, Palm Desert, CA (US)

(\*\*) **Term:** **14 Years**

(21) **Appl. No.:** **29/170,531**

(22) **Filed:** **Nov. 6, 2002**

(51) **LOC (7) Cl.** ..... **09-01**

(52) **U.S. Cl.** ..... **D9/338**

(58) **Field of Search** ..... D9/302, 306, 337-338,  
D9/414, 424, 430-432, 434, 442, 499;  
206/277, 361, 527; 220/200, 260, 890;  
222/92-93, 106-107, 173, 554, 556; 239/333;  
401/130, 139, 49, 126, 208, 220

(56) **References Cited**

**U.S. PATENT DOCUMENTS**

1,797,686 A \* 3/1931 Homer ..... 222/92  
3,369,543 A \* 2/1968 Ronco ..... 604/2

D320,310 S \* 10/1991 Kuhn ..... D4/114  
D342,021 S \* 12/1993 Porta ..... D9/338  
D351,338 S \* 10/1994 Koptis ..... D9/302  
D414,688 S \* 10/1999 Loeb et al. .... D9/338  
6,126,923 A \* 10/2000 Burke et al. .... 424/49

\* cited by examiner

*Primary Examiner*—Philip S. Hyder

*Assistant Examiner*—Daniel Bui

(74) *Attorney, Agent, or Firm*—Harvey S. Hertz

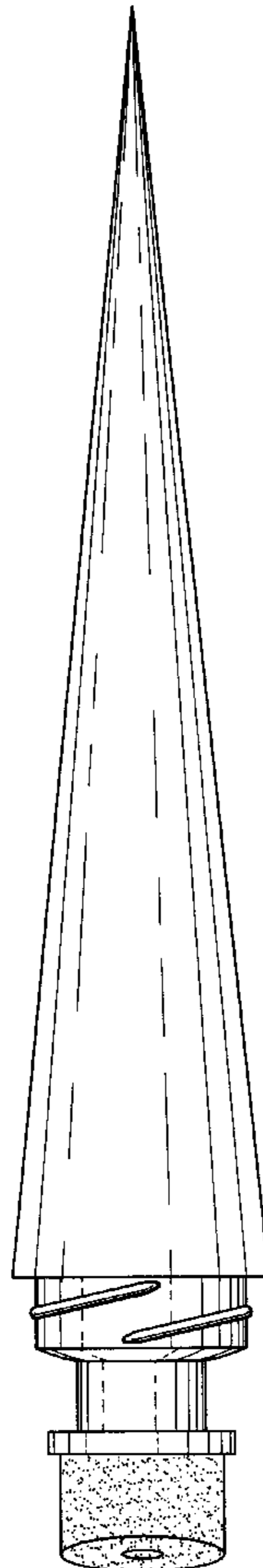
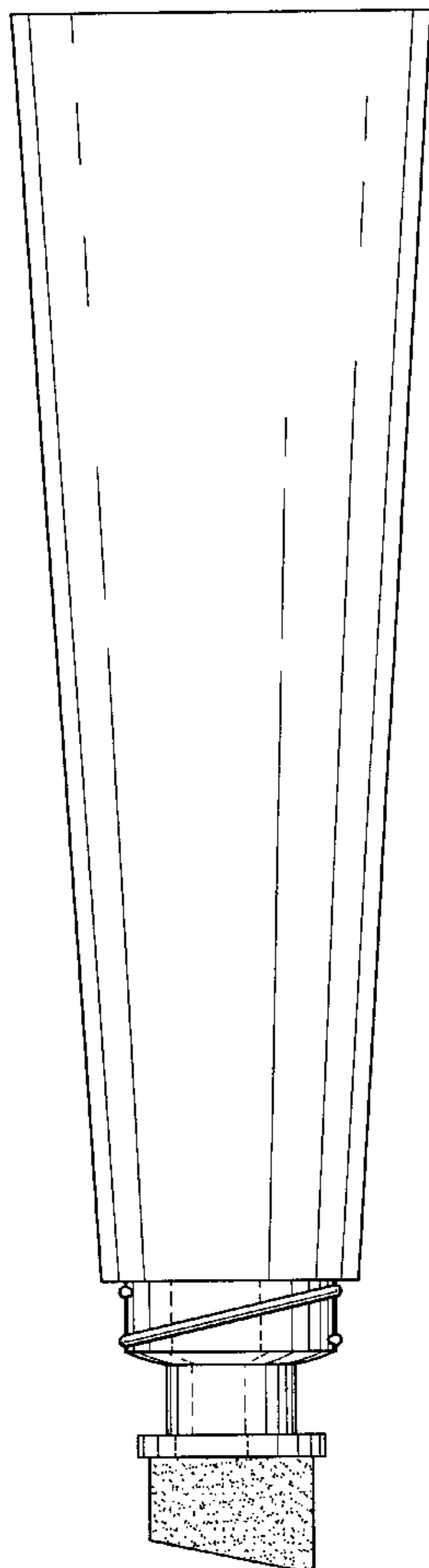
(57) **CLAIM**

The ornamental design for an applicator cap, as shown and described.

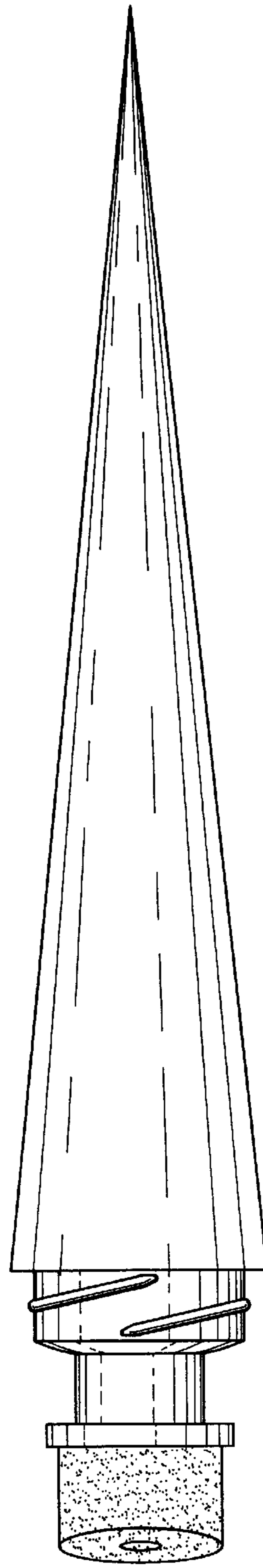
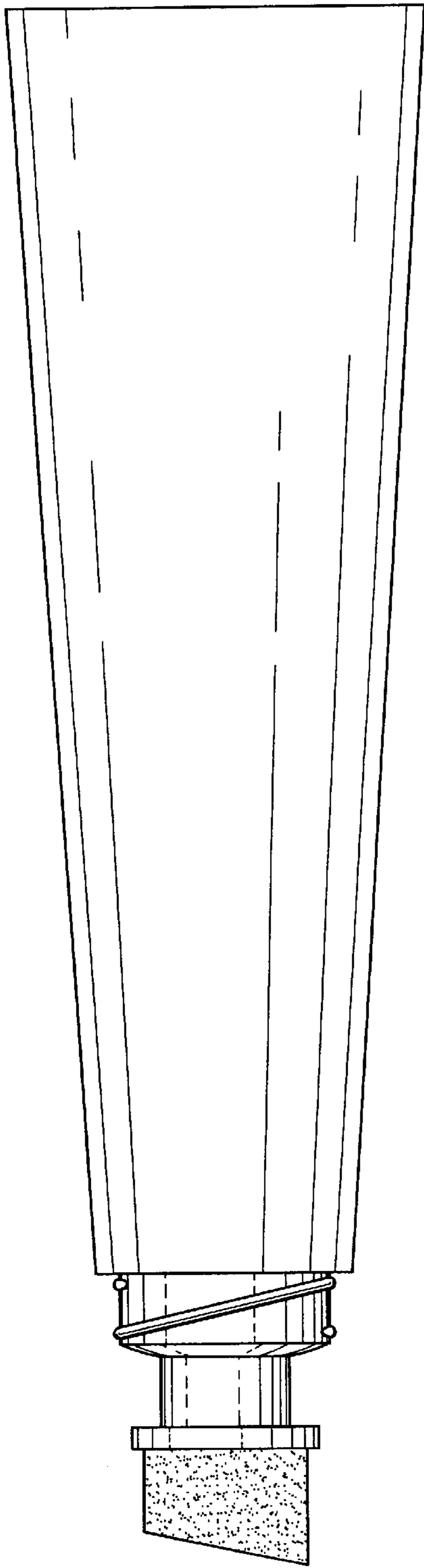
**DESCRIPTION**

FIG. 1 is a front elevational view of an applicator cap showing my new design;  
FIG. 2 is a left side view thereof;  
FIG. 3 is a rear view thereof;  
FIG. 4 is a right side view thereof;  
FIG. 5 is a top plan view thereof; and,  
FIG. 6 is a bottom plan view thereof.

**1 Claim, 3 Drawing Sheets**

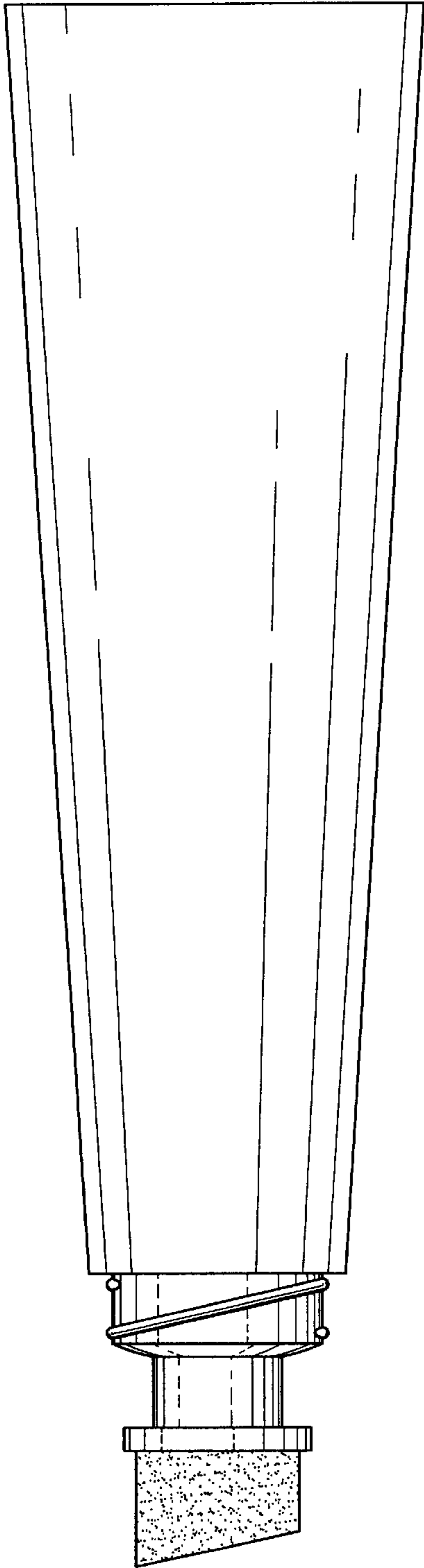


*FIG. 1*

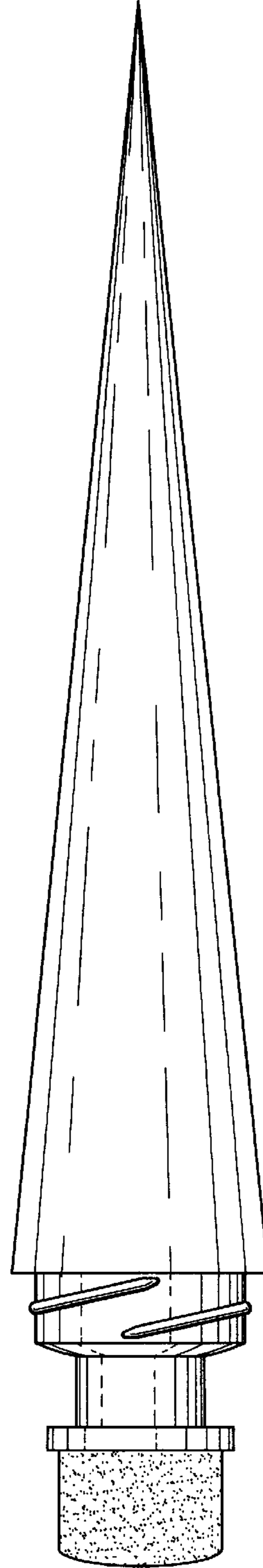


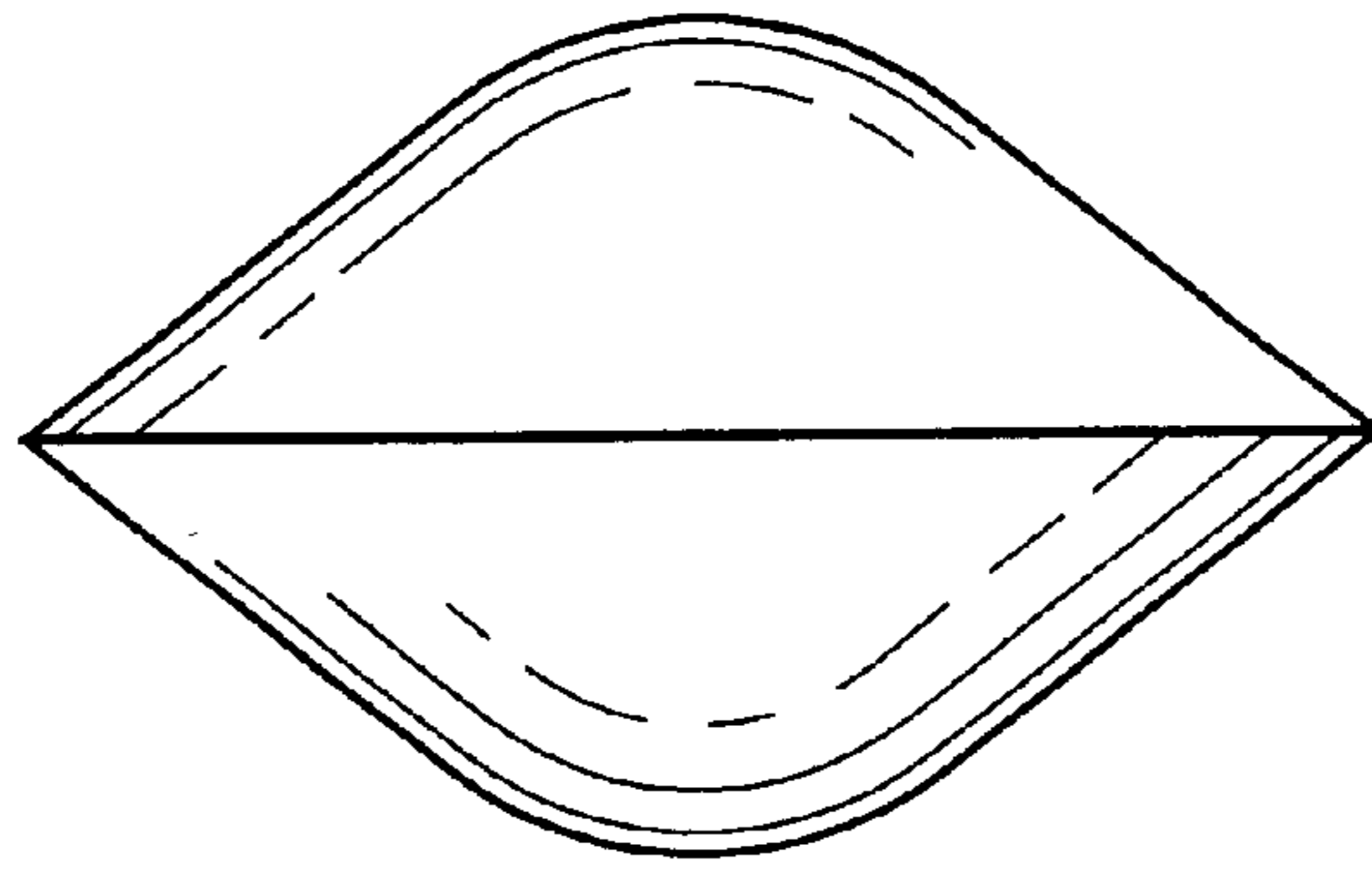
*FIG. 2*

*FIG. 4*

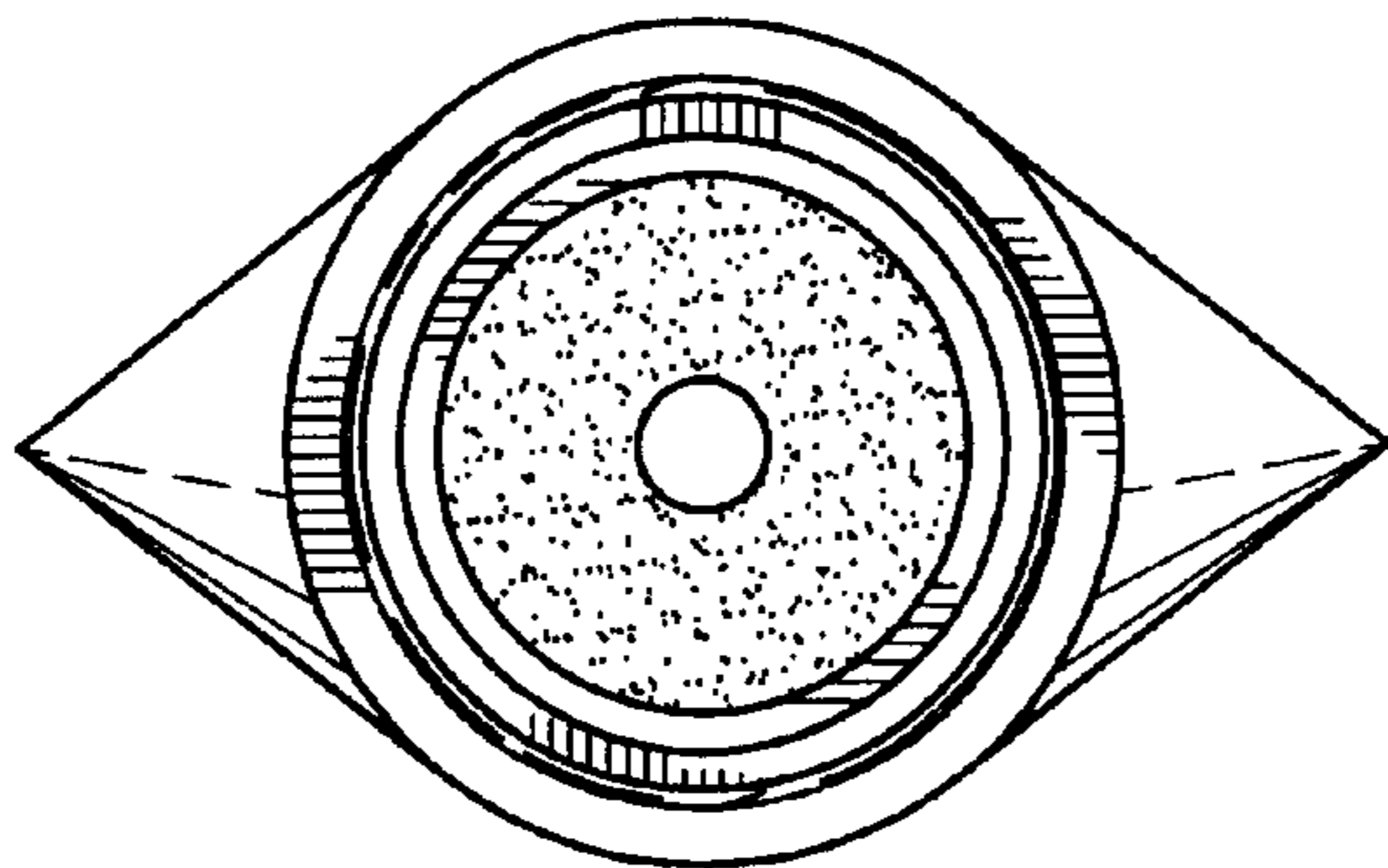


*FIG. 3*





*FIG. 5*



*FIG. 6*