



US00D482950S

(12) **United States Design Patent**
McKenzie

(10) **Patent No.:** **US D482,950 S**

(45) **Date of Patent:** **** Dec. 2, 2003**

(54) **HANDLE FOR A BARBEQUE**

(75) Inventor: **Stuart T. McKenzie, Wyevale (CA)**

(73) Assignee: **Fiesta Barbeques Limited (CA)**

(**) Term: **14 Years**

(21) Appl. No.: **29/143,143**

(22) Filed: **Jun. 11, 2001**

(30) **Foreign Application Priority Data**

Jun. 1, 2001 (CA) 2001-1379

(51) **LOC (7) Cl.** **08-06**

(52) **U.S. Cl.** **D8/320; D8/319**

(58) **Field of Search** D8/300-302, 315-320;
D7/332, 334-337, 393, 394, 402; 16/110.1,
412, 415; 126/25 R; 190/115

(56) **References Cited**

U.S. PATENT DOCUMENTS

D169,533 S * 5/1953 Deadrick D8/319
D179,716 S * 2/1957 Burtchaell D8/317

5,819,892 A * 10/1998 Deliman et al. 190/115
D435,761 S * 1/2001 Johnson D7/402
D453,660 S * 2/2002 Pai D7/402

OTHER PUBLICATIONS

Ace plastic Company brochure; front page; handle in center of page.*

* cited by examiner

Primary Examiner—B. J. Bullock

(74) *Attorney, Agent, or Firm*—Larson & Taylor, PLC


(57) **CLAIM**

The ornamental design for a handle for a barbeque, as shown and described.

DESCRIPTION

FIG. 1 is a top view of the handle for a barbeque;
FIG. 2 is a front view of FIG. 1;
FIG. 3 is a right side view of FIG. 1, the left hand view thereof being a mirror image of the right hand view;
FIG. 4 is a rear view of FIG. 1; and,
FIG. 5 is a bottom view of FIG. 1.

1 Claim, 5 Drawing Sheets



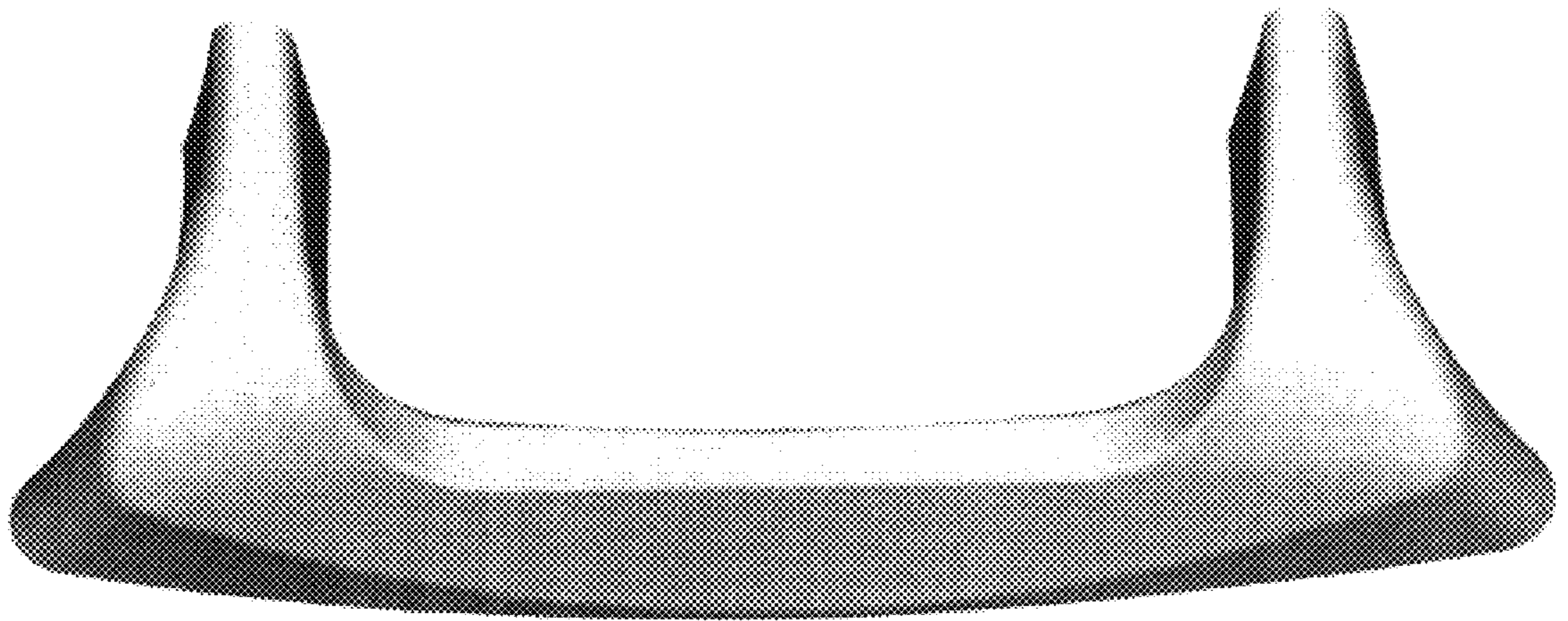


Figure 1



Figure 2




Figure 3




Figure 4




Figure 5