



US00D482948S

(12) **United States Design Patent**  
**Monahan**

(10) **Patent No.:** **US D482,948 S**

(45) **Date of Patent:** **\*\* Dec. 2, 2003**

(54) **TOOL HOLDER**

(75) **Inventor:** **J. Patrick Monahan, Denver, CO (US)**

(73) **Assignee:** **Rose Manufacturing Company,**  
**Englewood, CO (US)**

(\*\*) **Term:** **14 Years**

(21) **Appl. No.:** **29/165,436**

(22) **Filed:** **Aug. 10, 2002**

(51) **LOC (7) Cl.** ..... **08-05**

(52) **U.S. Cl.** ..... **D8/71**

(58) **Field of Search** ..... D8/71, 14.1, 64,  
D8/66, 70, 72, 73, 74, 107, 349, 354, 373;  
D15/130, 132, 138, 139, 140, 141; 33/474,  
533, 613; 81/177.1, 177.4, 437, 438, 439,  
490; 82/161; 83/581, 760, 762, 763, 764,  
766; 142/48, 49, 55; 211/60.1, 70.6; 248/80,  
153, 175, 176.1, 201, 304, 309.1, 312,  
312.1, 315, 316.8; 269/41, 42, 283; D7/393,  
401.2, 642; 16/110.1; D21/756

(56) **References Cited**

**U.S. PATENT DOCUMENTS**

D138,643 S \* 8/1944 Buck ..... D8/71

D141,835 S \* 7/1945 Muhlbach et al. .... D8/71  
D347,145 S \* 5/1994 Neshat et al. .... D7/401.2  
D378,345 S \* 3/1997 Austin et al. .... D8/107  
D398,503 S \* 9/1998 DiResta ..... D8/71  
5,832,791 A \* 11/1998 Lin ..... 81/177.1  
D426,135 S \* 6/2000 Lee ..... D8/107  
D442,446 S \* 5/2001 Hortnagl ..... D8/107  
6,419,601 B1 \* 7/2002 Kenner ..... 81/177.1

\* cited by examiner

*Primary Examiner*—Doris V. Coles

*Assistant Examiner*—T. Chase Nelson

(74) *Attorney, Agent, or Firm*—James G. Uber

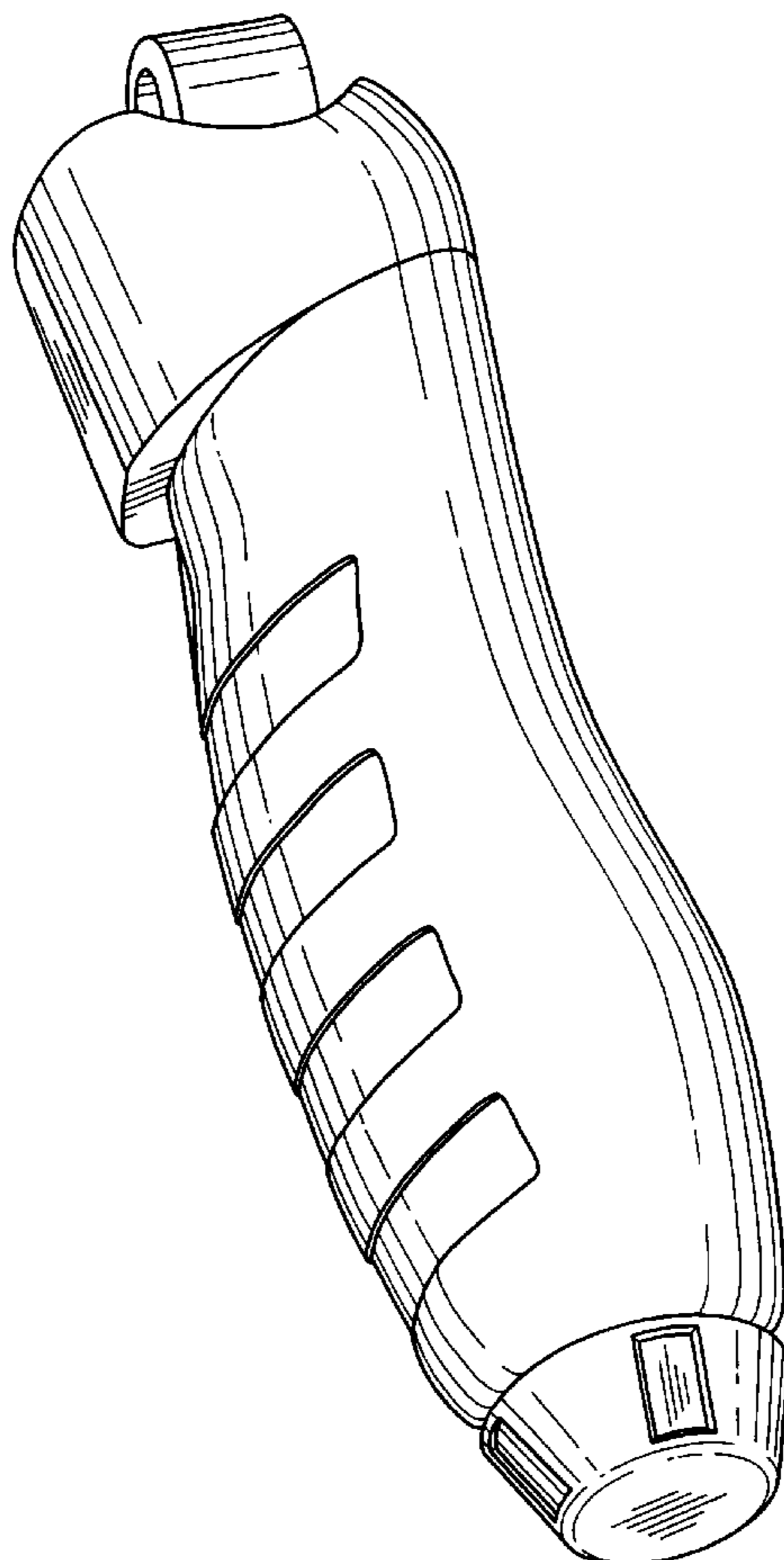
(57) **CLAIM**

The ornamental design for tool holder, as shown.

**DESCRIPTION**

FIG. 1 is a perspective view  
FIG. 2 is a front elevational view  
FIG. 3 is a rear elevational view  
FIG. 4 is a right side elevational view  
FIG. 5 is a left side elevational view  
FIG. 6 is a top plan view; and,  
FIG. 7 is a bottom plan elevational view.

**1 Claim, 4 Drawing Sheets**



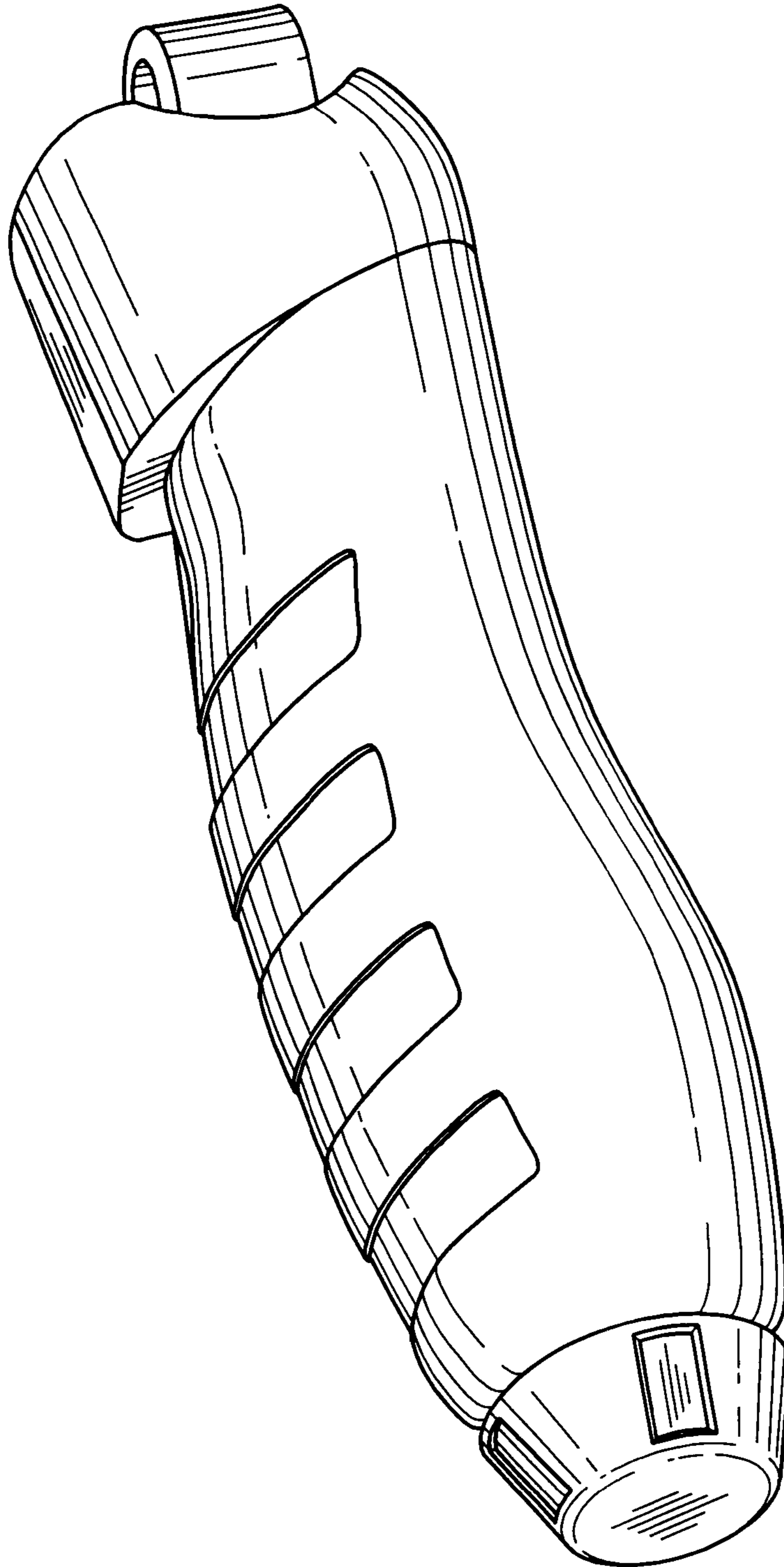


FIG. 1

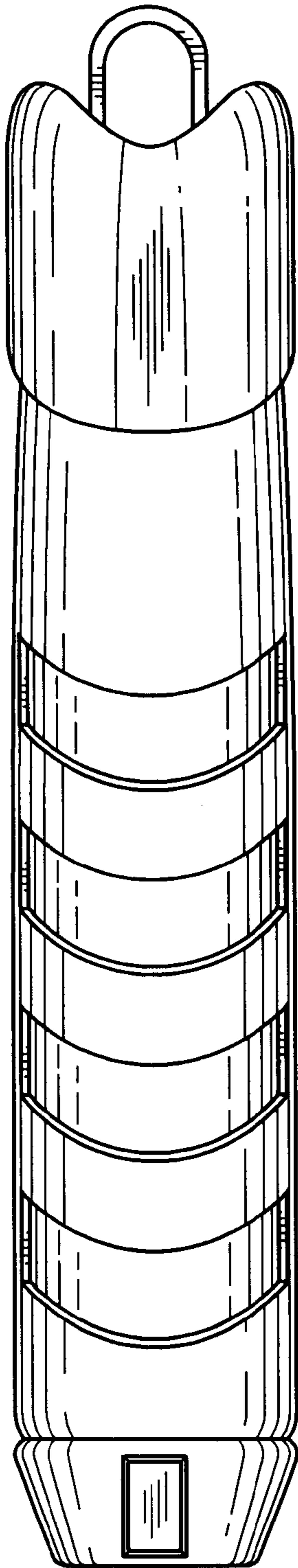


FIG. 2




FIG. 3

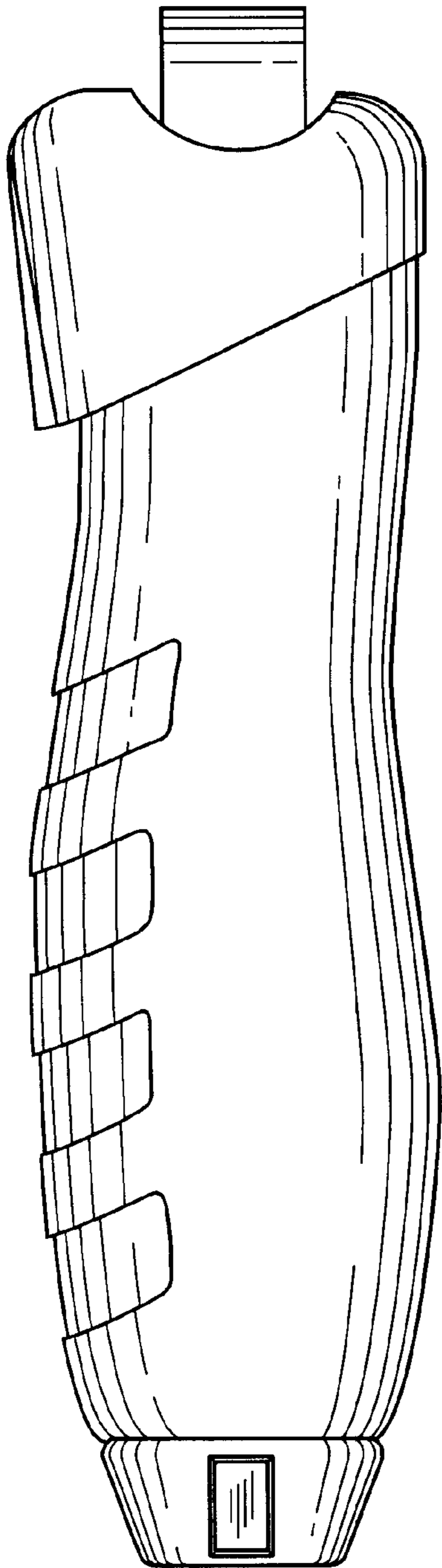


FIG. 4

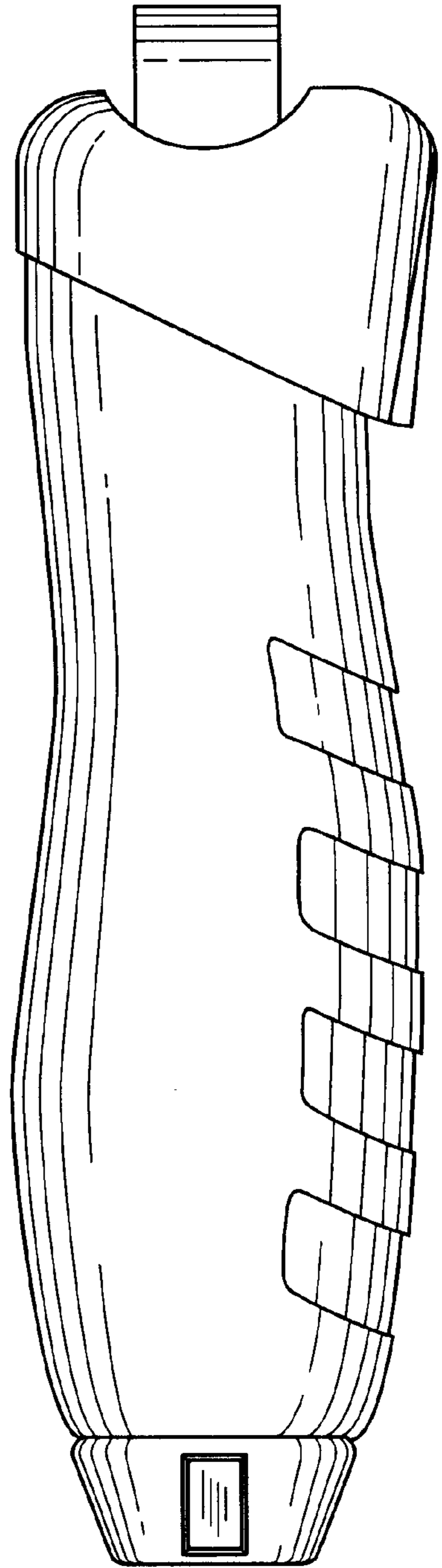


FIG. 5

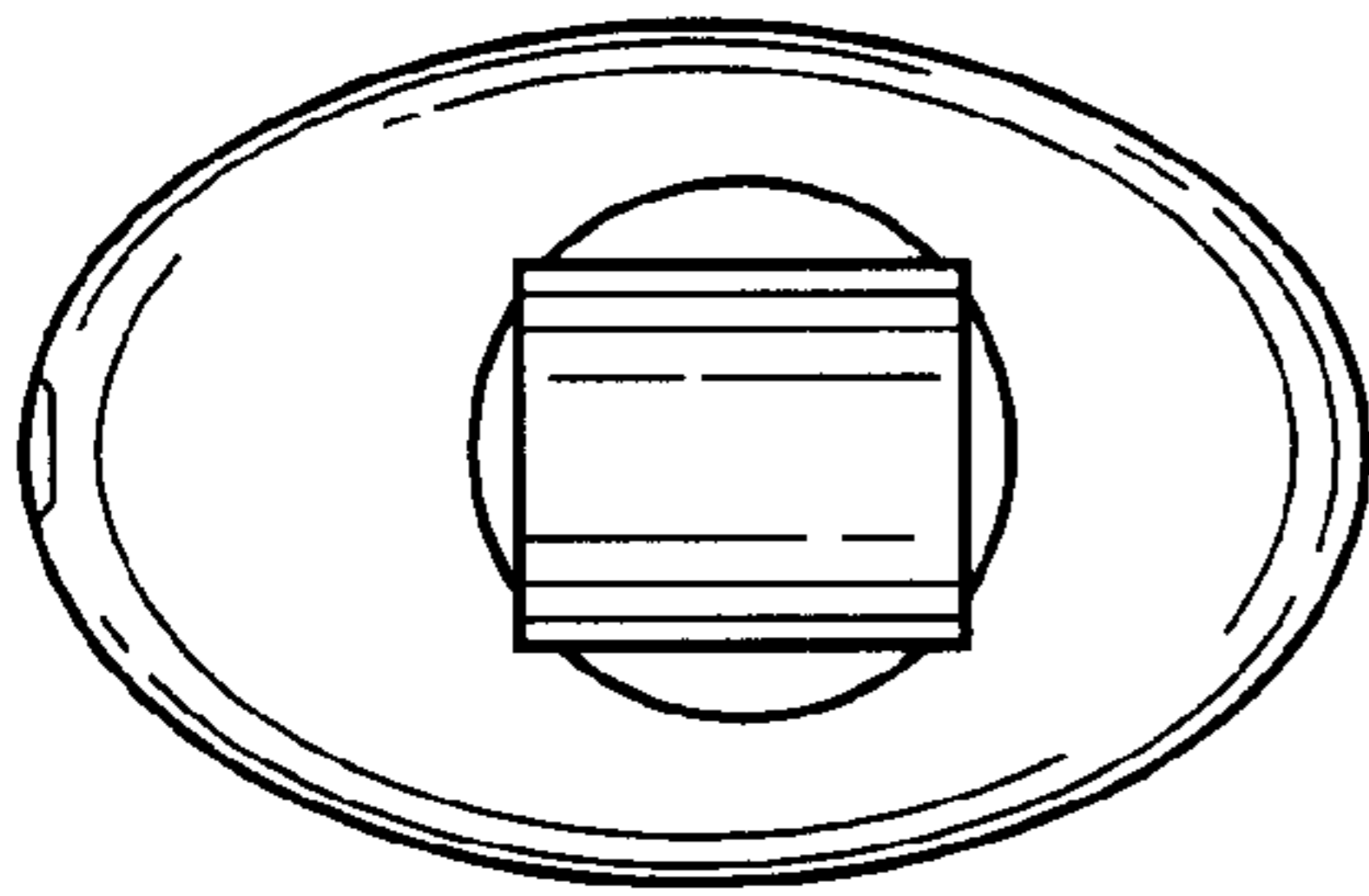


FIG. 6

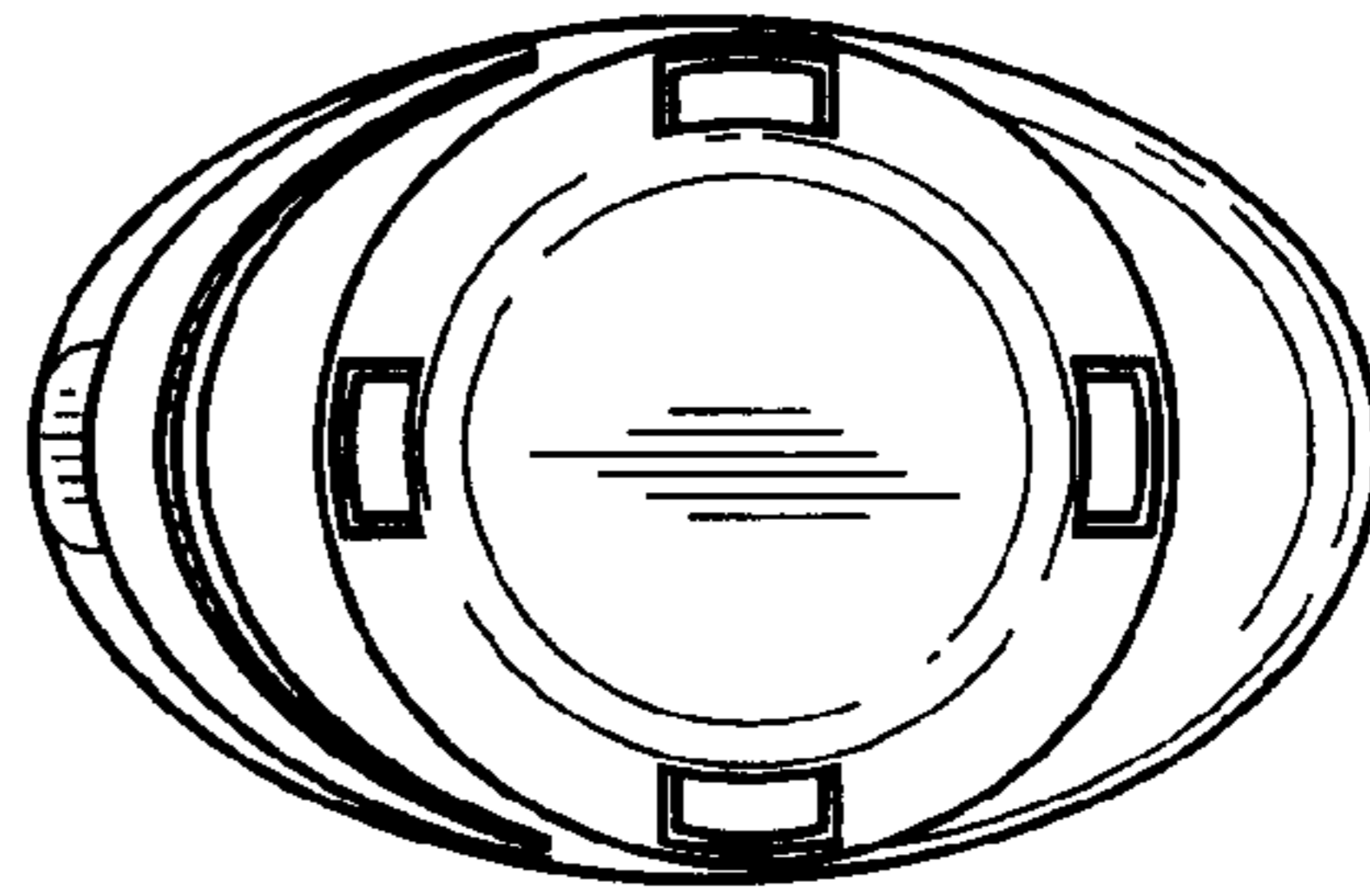


FIG. 7