



US00D482945S

(12) **United States Design Patent**
Grolimund

(10) **Patent No.:** **US D482,945 S**

(45) **Date of Patent:** **** Dec. 2, 2003**

(54) **SAW BLADE**

D465,138 S * 11/2002 Raines D8/20

(75) Inventor: **Daniel Grolimund**, Zichwil (DE)

OTHER PUBLICATIONS

(73) Assignee: **Robert Bosch GmbH**, Stuttgart (DE)

Power Tool Accessories and Handtools catalog, Lenox®, American Saw and Mfg. Company, 20572-656R, 20585-156R, 20582-956R, ©1995, pp. 9 and 10.*

(**) Term: **14 Years**

* cited by examiner

(21) Appl. No.: **29/166,505**

Primary Examiner—Doris V. Coles

(22) Filed: **Aug. 28, 2002**

Assistant Examiner—Elizabeth A. Albert

(30) **Foreign Application Priority Data**

(74) *Attorney, Agent, or Firm*—Michael J. Striker

Feb. 28, 2002 (DE) 4 02 01 775

(57) **CLAIM**

(51) **LOC (7) Cl.** **08-03**

The ornamental design for a saw blade, as shown and described.

(52) **U.S. Cl.** **D8/20**

DESCRIPTION

(58) **Field of Search** D8/9, 20, 70, 95,
D8/96, 98; D24/146, 147; 30/144, 166.3,
342, 346, 351, 353, 355, 356, 502, 505;
83/835, 837, 838, 846, 847, 848, 849, 850,
851, 852, 853, 854, 855; 606/176, 177

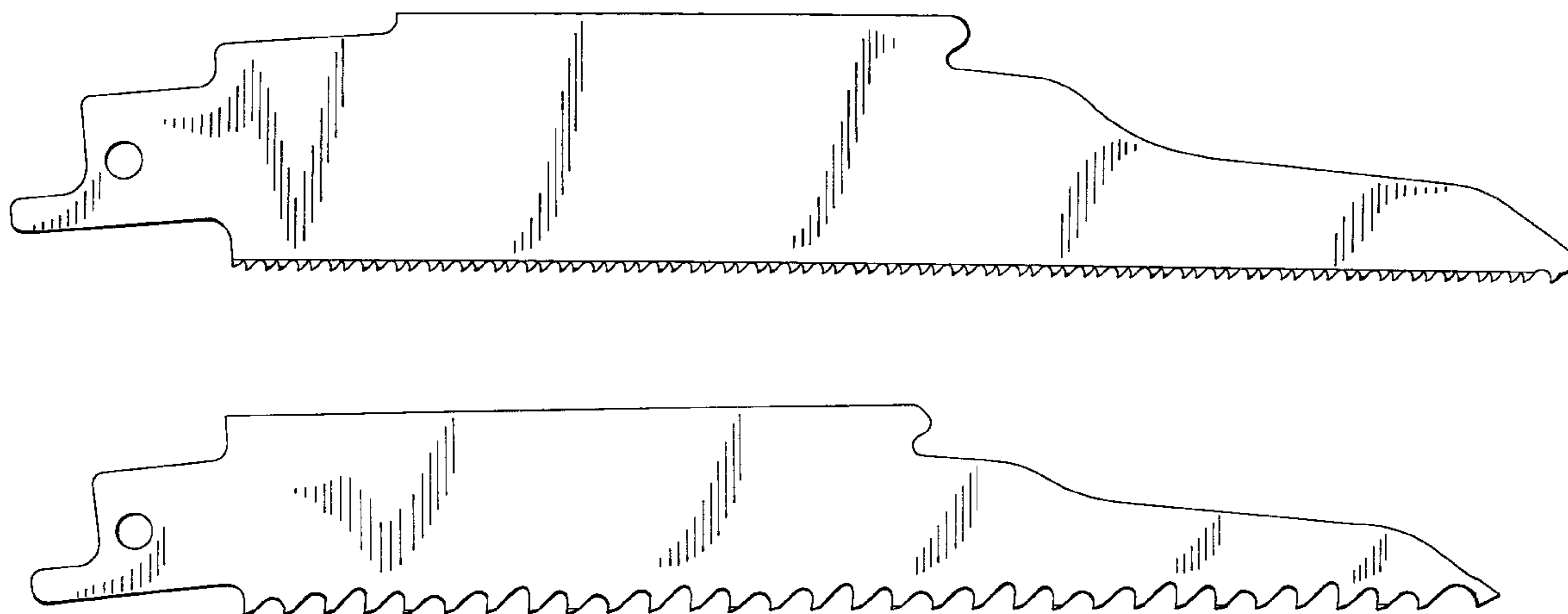
FIG. 1 is a side view of a saw blade showing my new design which is also a mirror image of the opposite side thereof; FIG. 2 is a bottom plan view thereof; FIG. 3 is a top plan view thereof; FIG. 4 is a left end view thereof; FIG. 5 is a right end view thereof; FIG. 6 is a first alternate embodiment of new new design which is a mirror image of the opposite side thereof; FIG. 7 is a bottom plan view thereof; FIG. 8 is a top plan view thereof; FIG. 9 is a left end view thereof; and, FIG. 10 is a right end view thereof.

(56) **References Cited**

U.S. PATENT DOCUMENTS

- 3,357,462 A * 12/1967 Craven 83/854
- 4,339,977 A * 7/1982 Miller 83/848
- 5,119,708 A * 6/1992 Musgrove 83/835
- D352,218 S * 11/1994 Nygards D8/70
- 6,149,510 A * 11/2000 Romagnoli 451/356
- 6,244,152 B1 * 6/2001 Di Nicolantonio 83/854
- D459,172 S * 6/2002 Bissell D8/20

1 Claim, 4 Drawing Sheets






FIG. 1



FIG. 2



FIG. 3



FIG. 4



FIG. 5

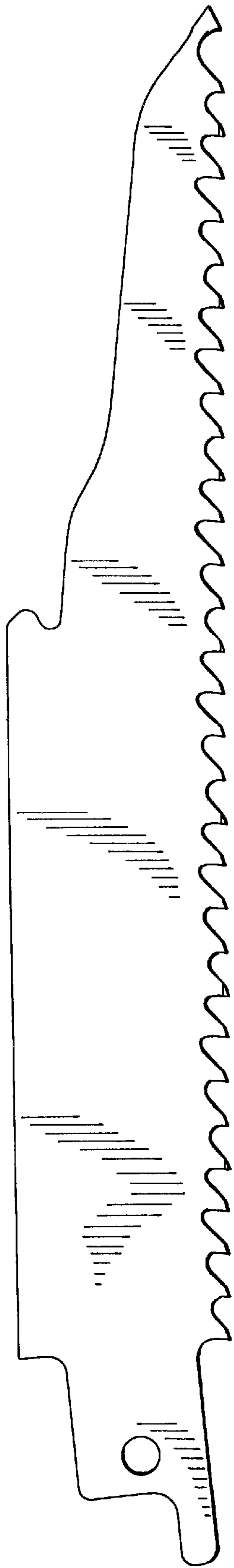


FIG. 6



FIG. 7



FIG. 8



FIG. 9



FIG. 10