



US00D482933S

(12) **United States Design Patent**  
**Norris et al.**

(10) **Patent No.: US D482,933 S**

(45) **Date of Patent: \*\* \*Dec. 2, 2003**

(54) **BEVERAGEWARE**

(75) Inventors: **Daniel A. Norris**, Williamsville, NY  
(US); **Ron Lapsker**, Maple (CA)

(73) Assignee: **Prosoft International, Inc.**, St. Michael  
Bridgetown (BB)

(\* ) Notice: This patent is subject to a terminal disclaimer.

(\*\* ) Term: **14 Years**

(21) Appl. No.: **29/154,013**

(22) Filed: **Jan. 15, 2002**

(51) **LOC (7) Cl. .... 07-01**

(52) **U.S. Cl. .... D7/533; D7/510; D7/532**

(58) **Field of Search .... D7/533, 532, 523,**  
D7/510, 511, 509, 536, 507; 220/705, 713,  
710.5, 719, 714, 715, 737; 248/346.1; 222/486,  
548; 294/31.2; 215/396, DIG. 8, 382, 383;  
D9/540

(56) **References Cited**

**U.S. PATENT DOCUMENTS**

1,575,870 A	*	3/1926	Sehlbach	.....	215/383
D234,110 S	*	1/1975	Achenbach	.....	D7/532
D412,120 S	*	7/1999	Payne et al.	.....	D9/540
D422,842 S		4/2000	Freed		
D425,758 S		5/2000	Freed		
D431,158 S	*	9/2000	Schwab	.....	D7/510
D433,876 S	*	11/2000	Freed	.....	D7/532

D435,195 S	*	12/2000	Joergensen	.....	D7/536
D436,296 S	*	1/2001	Freed	.....	D7/523
D437,185 S	*	2/2001	Freed	.....	D7/510
D438,757 S	*	3/2001	Joergensen	.....	D7/510
D440,465 S	*	4/2001	La Torre et al.	.....	D7/523
D443,796 S	*	6/2001	Lin	.....	D7/510
D457,395 S	*	5/2002	Gluck	.....	D7/510
D460,661 S	*	7/2002	Norris et al.	.....	D7/533
D464,849 S	*	10/2002	Norris et al.	.....	D7/523
D465,971 S	*	11/2002	Renz	.....	D7/523

\* cited by examiner

*Primary Examiner*—M. N. Pandozzi

(74) *Attorney, Agent, or Firm*—Hodgson Russ LLP

(57) **CLAIM**

The ornamental design for beverageware, as shown and described.

**DESCRIPTION**

FIG. 1 is a perspective view of beverageware showing our new design;

FIG. 2 is a right-hand side elevational view thereof, the left-hand side view thereof being a mirror image of the side shown;

FIG. 3 is a front elevational view thereof;

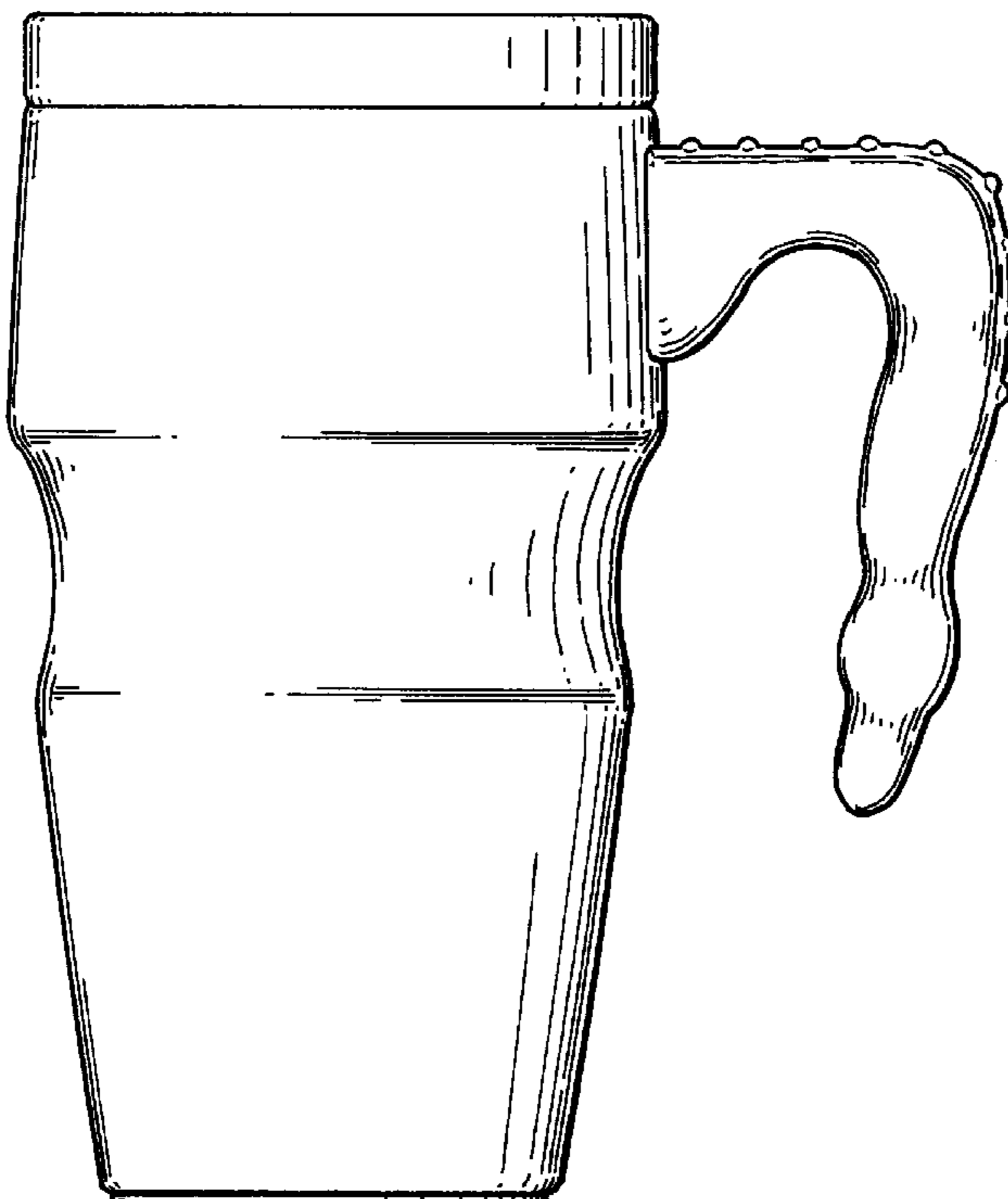
FIG. 4 is a rear elevational view thereof;

FIG. 5 is a top plan view thereof; and,

FIG. 6 is a bottom plan view thereof.

The broken line showing of a lid in FIG. 1 is for illustrative purposes only and forms no part of the claimed design.

**1 Claim, 3 Drawing Sheets**






FIG. 1




FIG. 2




FIG. 3

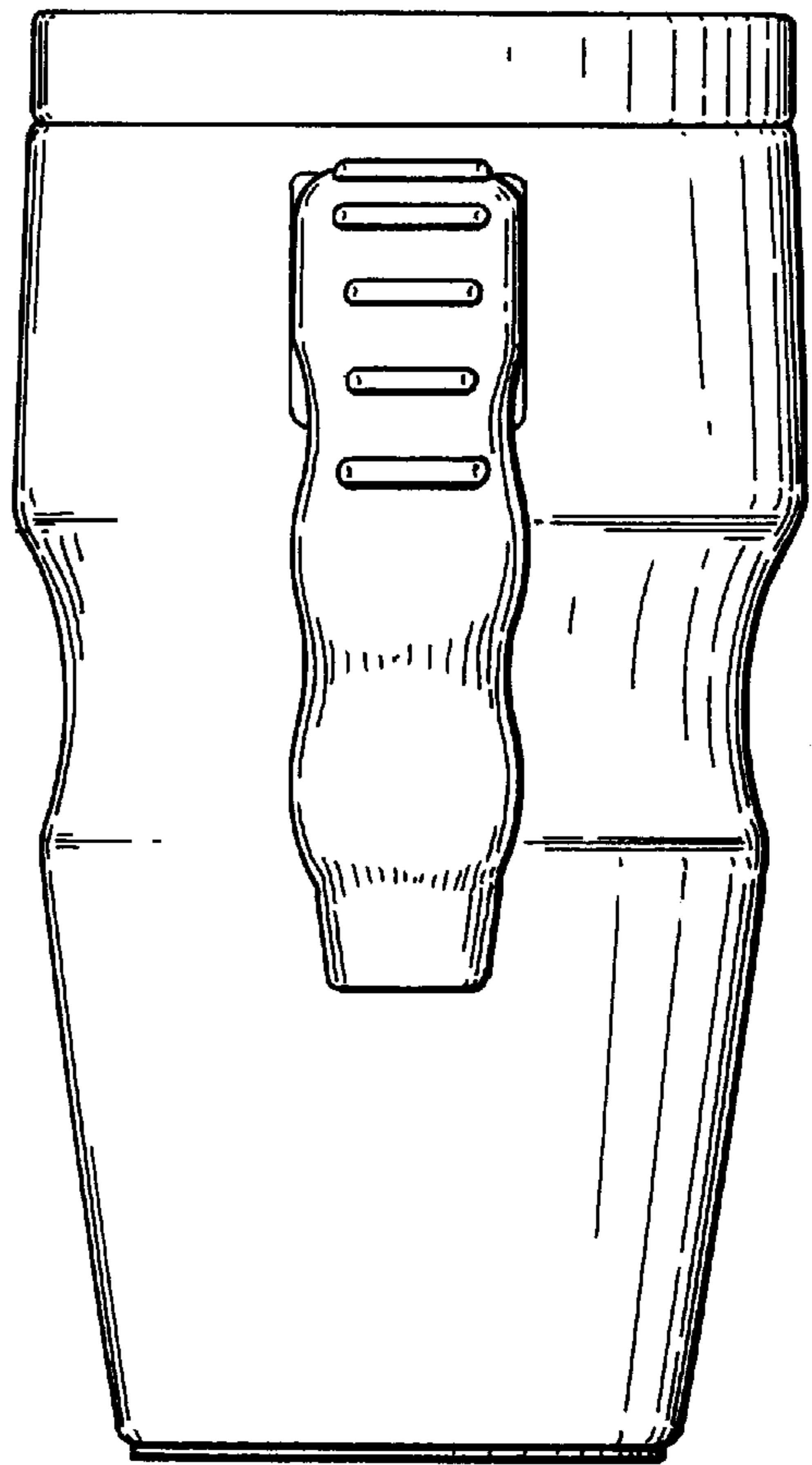


FIG. 4

FIG. 5

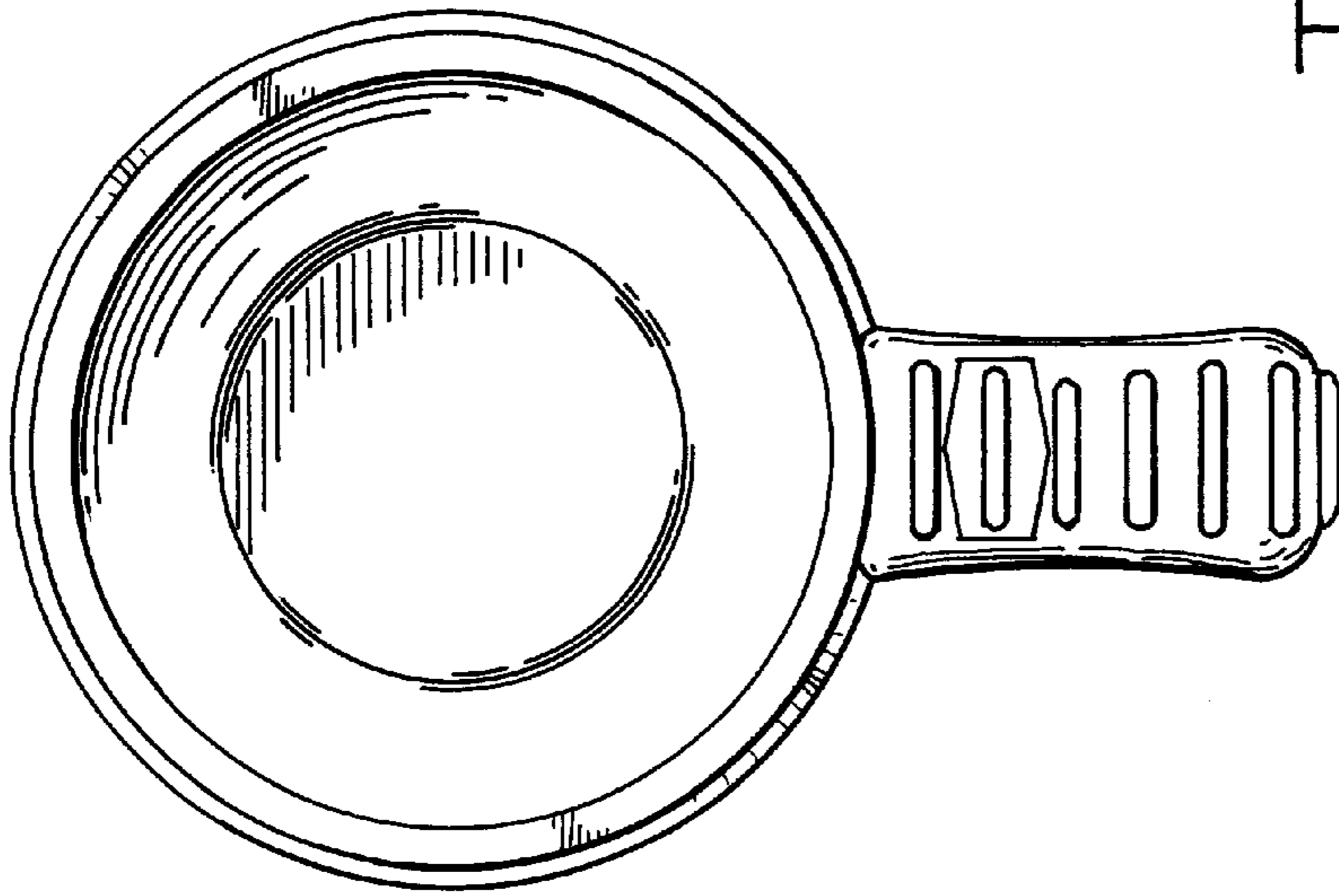


FIG. 6

