



US00D482910S

(12) **United States Design Patent**
Jeup

(10) **Patent No.:** **US D482,910 S**

(45) **Date of Patent:** **** Dec. 2, 2003**

(54) **PANEL**

(76) **Inventor:** **Joseph Jeup**, 7837 Mooring Ct.,
Hudsonville, MI (US) 49426

(**) **Term:** **14 Years**

(21) **Appl. No.:** **29/153,832**

(22) **Filed:** **Oct. 24, 2001**

Related U.S. Application Data

(63) Continuation-in-part of application No. 29/136,603, filed on
Feb. 1, 2001, now Pat. No. Des. 455,291.

(51) **LOC (7) Cl.** **06-06**

(52) **U.S. Cl.** **D6/492**

(58) **Field of Search** D6/432-448, 491,
D6/492; D25/138, 152, 155, 156, 457;
312/138.1, 196, 204, 224, 238, 278, 279,
291

(56) **References Cited**

U.S. PATENT DOCUMENTS

605,732 A	*	6/1898	Locke	52/181
D186,116 S	*	9/1959	Church	D6/446
2,954,838 A	*	10/1960	Nuorivaara	D25/155
3,067,536 A	*	12/1962	Brittsan	D25/155
D216,899 S		3/1970	Szirmay	D6/446
D239,893 S	*	5/1976	Eisen	D6/446

4,425,981 A	*	1/1984	Kiesewetter et al.	D25/157
D347,752 S		6/1994	Korch et al.	D6/446
D382,354 S	*	8/1997	Engberg	D25/157
D430,760 S	*	9/2000	Maitland-Smith	D6/492
D440,430 S		4/2001	Hutton	D6/446
D455,291 S	*	4/2002	Jeup	D6/448

* cited by examiner

Primary Examiner—Cathron C. Brooks

(57) **CLAIM**

The ornamental design for a panel, as shown and described.

DESCRIPTION

FIG. 1 is a top elevational view of a first embodiment of a panel;
 FIG. 2 is a front elevational view of a first embodiment of a panel;
 FIG. 3 is a side elevational view of a first embodiment of a panel;
 FIG. 4 is a top elevational view of a second embodiment of a panel;
 FIG. 5 is a front elevational view of a second embodiment of a panel; and,
 FIG. 6 is a side elevational view of a second embodiment of a panel.
 The broken lines shown are for illustrative purposes only and form no part of the claimed design.

1 Claim, 2 Drawing Sheets

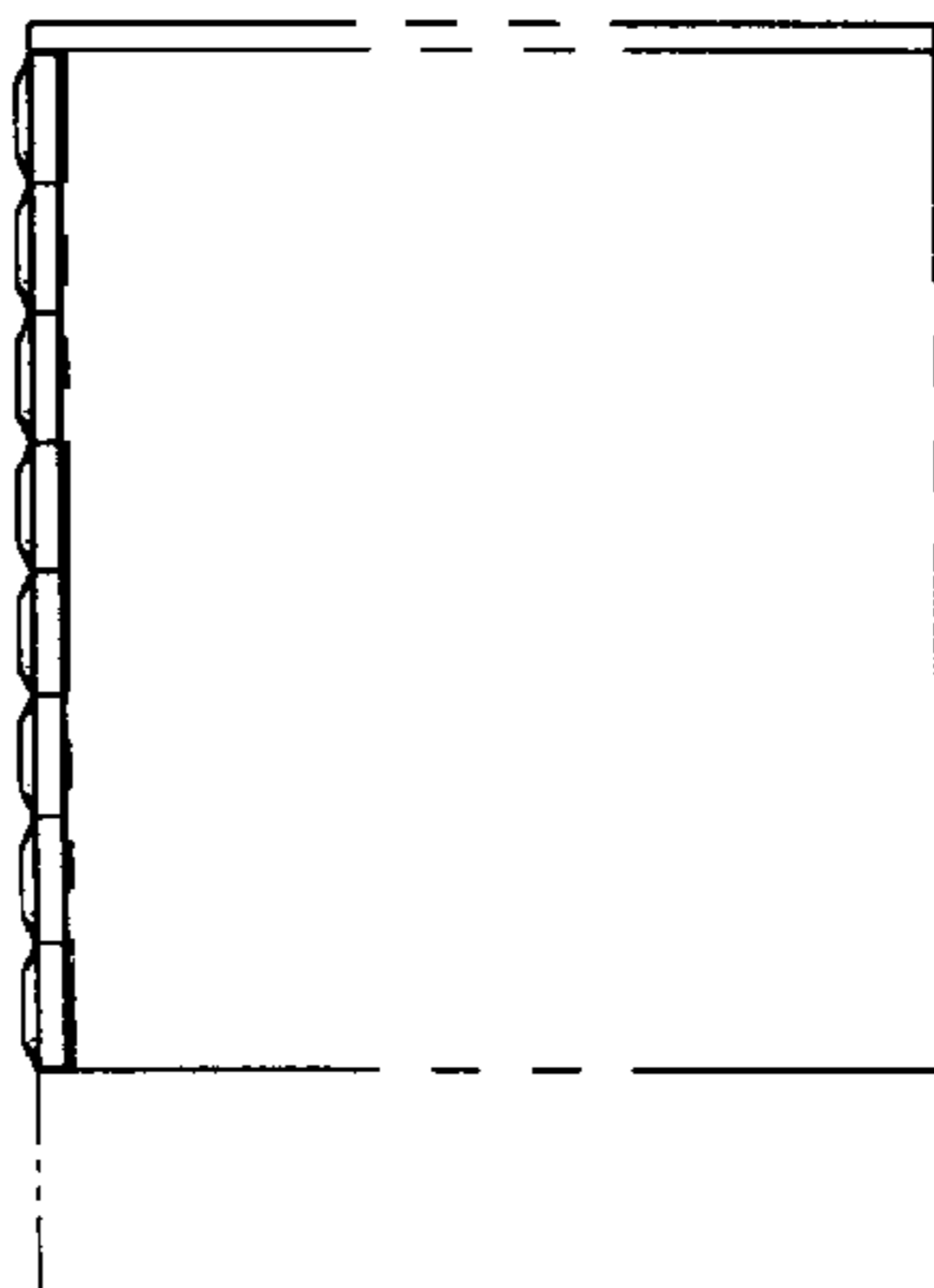
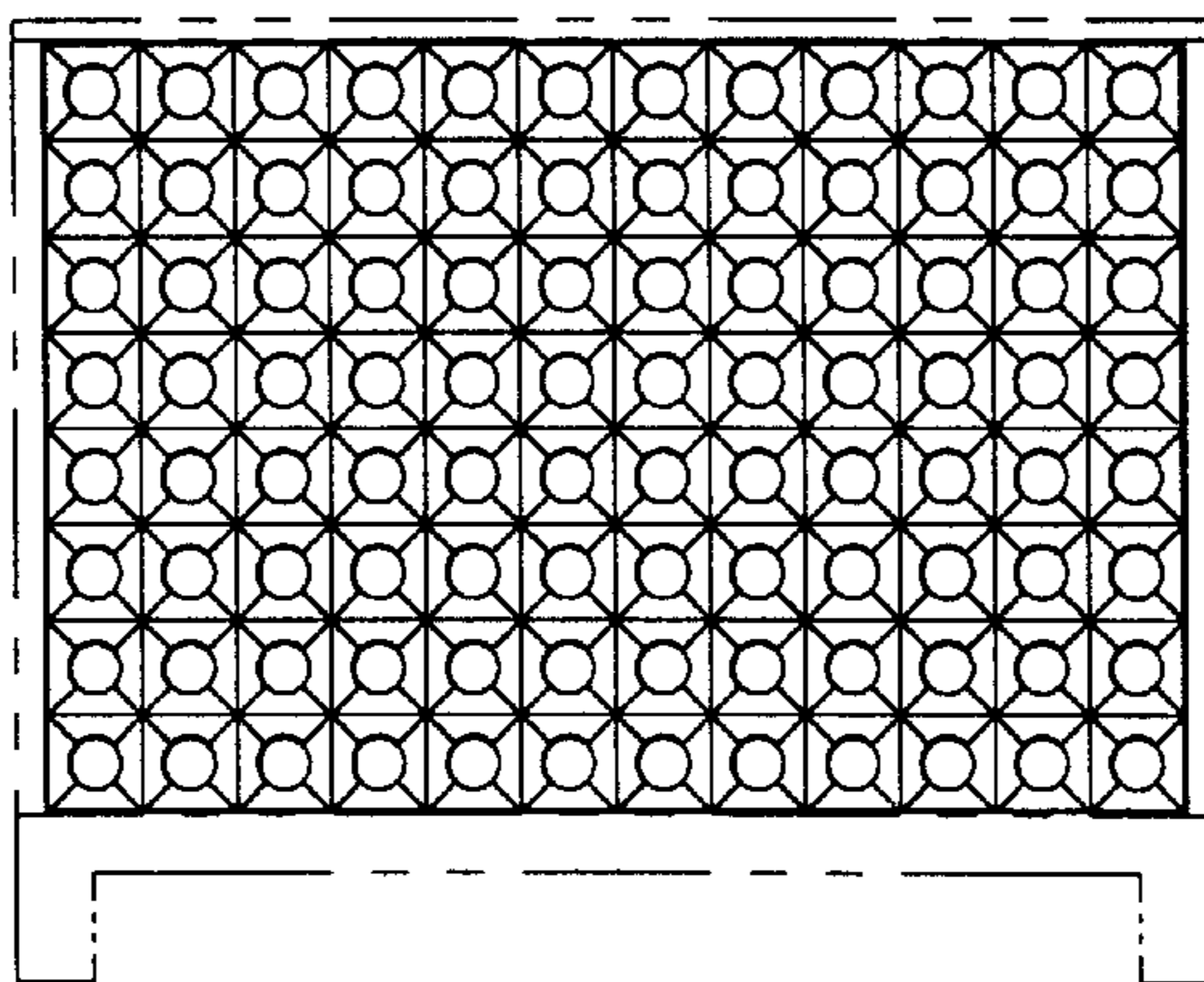


FIG-1



FIG-2

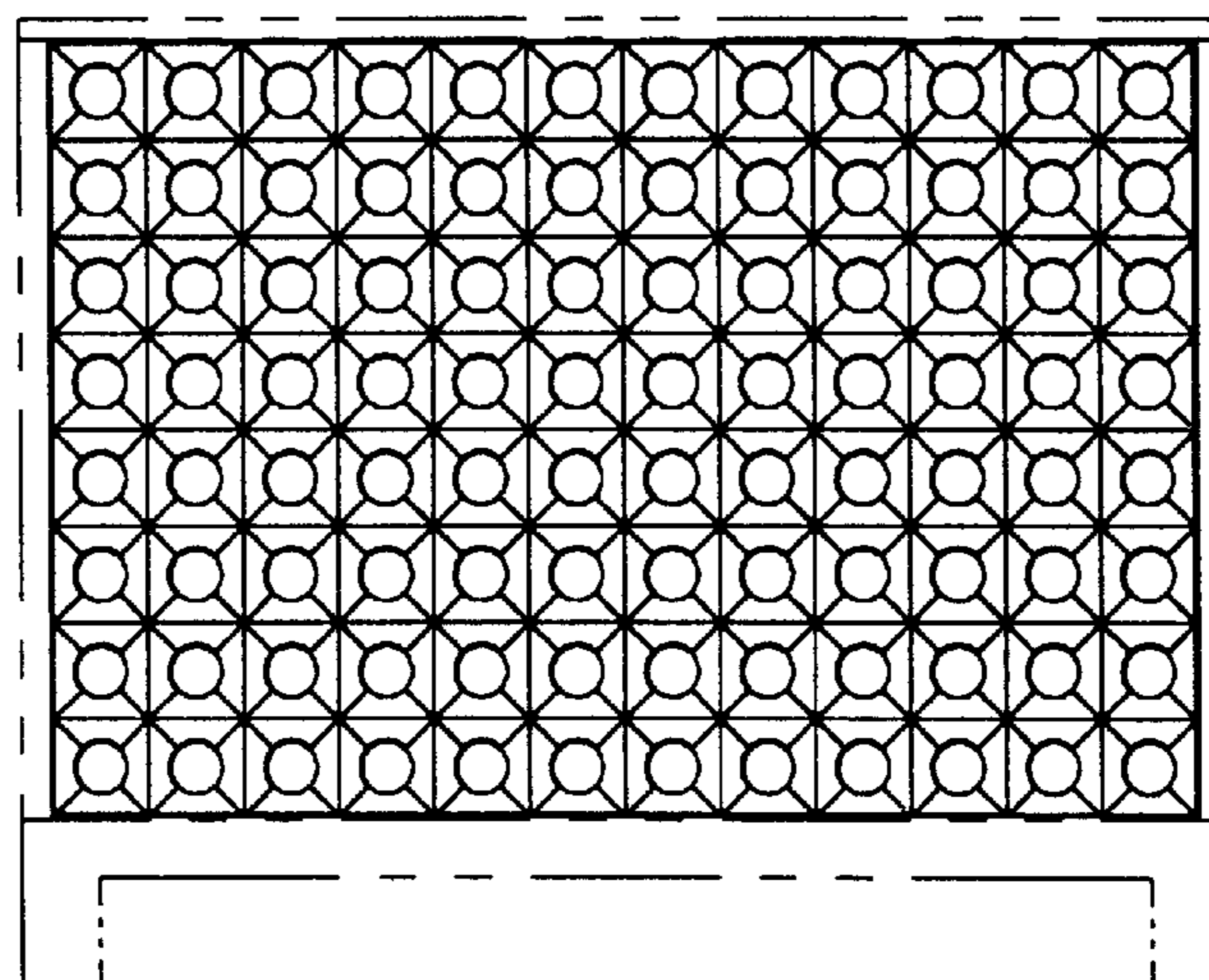


FIG-3

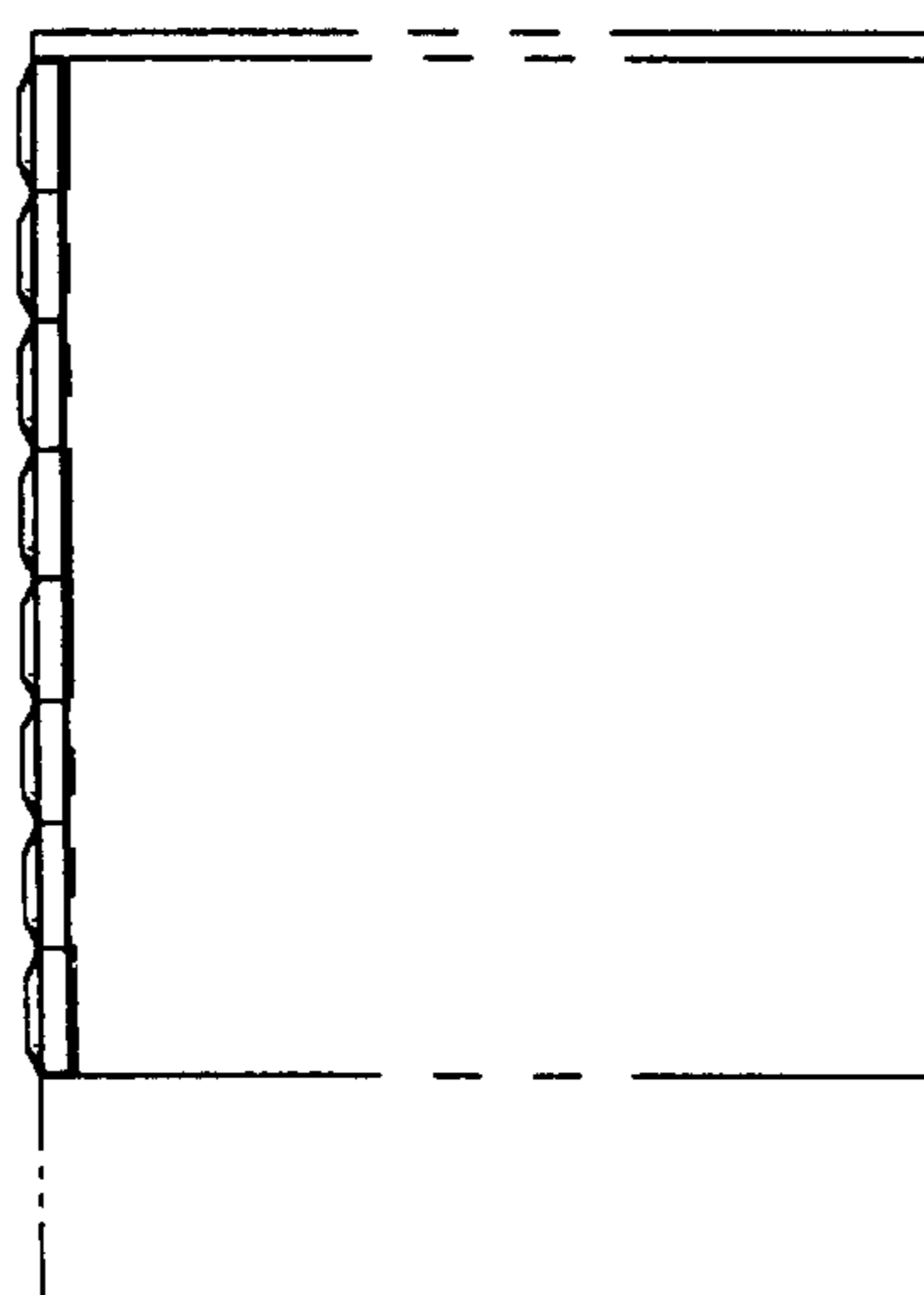


FIG-4




FIG-5




FIG-6

