



US00D482882S

(12) **United States Design Patent**
Murphy

(10) **Patent No.:** **US D482,882 S**

(45) **Date of Patent:** **** Dec. 2, 2003**

(54) **VEHICLE SEAT**

(75) Inventor: **Matthew T. Murphy**, Elkhorn, WI
(US)

(73) Assignee: **Milsco Manufacturing, a Unit of**
Jason Incorporated, Milwaukee, WI
(US)

(**) Term: **14 Years**

(21) Appl. No.: **29/170,416**

(22) Filed: **Nov. 5, 2002**

(51) **LOC (7) Cl.** **06-01**

(52) **U.S. Cl.** **D6/356**

(58) **Field of Search** D6/334, 335, 336,
D6/356, 366, 367, 368, 374, 375, 500-502;
297/232, 239, 284.1, 344.1, 353, 367, 373,
391, 452.1, 452.21, 452.25, 452.29, 452.3

(56) **References Cited**

U.S. PATENT DOCUMENTS

635,234 A	10/1899	Chance	D6/354
1,256,453 A	2/1918	Evans	297/219
2,017,178 A	10/1935	Braukhof	297/219
D171,210 S	* 12/1953	Jones	D6/375
3,220,771 A	11/1965	Doss, Sr.	297/411
D216,576 S	2/1970	Hill	D6/354
D218,028 S	* 7/1970	Lohr	D6/367
D237,330 S	* 10/1975	Skyer et al.	D6/334
D249,102 S	8/1978	Pelly	D6/48
D261,450 S	10/1981	Jenkins	D6/354
D282,035 S	* 1/1986	Roney	D6/502
D288,386 S	* 2/1987	Yorozu	D6/356
D289,706 S	* 5/1987	Talmon et al.	D6/356
D293,394 S	12/1987	Holcomb	D6/354
D326,960 S	6/1992	Stulik	D6/356
D330,118 S	10/1992	Lanuis et al.	D6/356
D332,181 S	1/1993	Sacco et al.	D6/356
D356,694 S	3/1995	Armbrecht	D6/356
D358,262 S	5/1995	Smoczynski	D6/356
D362,126 S	9/1995	Carter	D6/356
D388,966 S	1/1998	Beermann et al.	D6/356
D391,087 S	2/1998	Sacco et al.	D6/356
D396,152 S	7/1998	Beermann et al.	D6/356
D411,377 S	6/1999	Sacco et al.	D6/356

D411,690 S	6/1999	Kneip et al.	D6/356
D426,392 S	6/2000	Ott et al.	D6/356
D428,719 S	8/2000	Fick et al.	D6/356
D442,376 S	5/2001	Norman	D6/356

OTHER PUBLICATIONS

- XB-110 All-Purpose Seat specifications, 1996.
- XB-150 All-Purpose Seat specifications, 1996.
- SB-180 All-Purpose Seat specifications, 1996.
- XR-210 All-Purpose Seat specifications, 1996.
- Product No. D1200-1 Style specifications, 1979.
- XS-100 Heavy-Duty Bucket Seat specifications, 1958.
- XS-200 Bucket Seat specifications, 1972.
- XE-100 Folding Seat specifications, 1972.
- CR-100 Low-Profile Suspension Seat specifications, 1996.
- CR-200 Low-Profile Suspension Seat with Height Adjust specifications, 1998.
- CA100 Back Mounted Suspension & Seat specifications, 1991.
- CA-300 Suspension Seat specifications, 1998.
- CA-150 Suspension Seat specifications, 1994.
- XL-100 Deluxe Adjustable Seat specifications, 1998.

* cited by examiner

Primary Examiner—Doris V. Coles

Assistant Examiner—Mimosa De

(74) *Attorney, Agent, or Firm*—Boyle Frederickson
Newholm Stein & Gratz S.C.

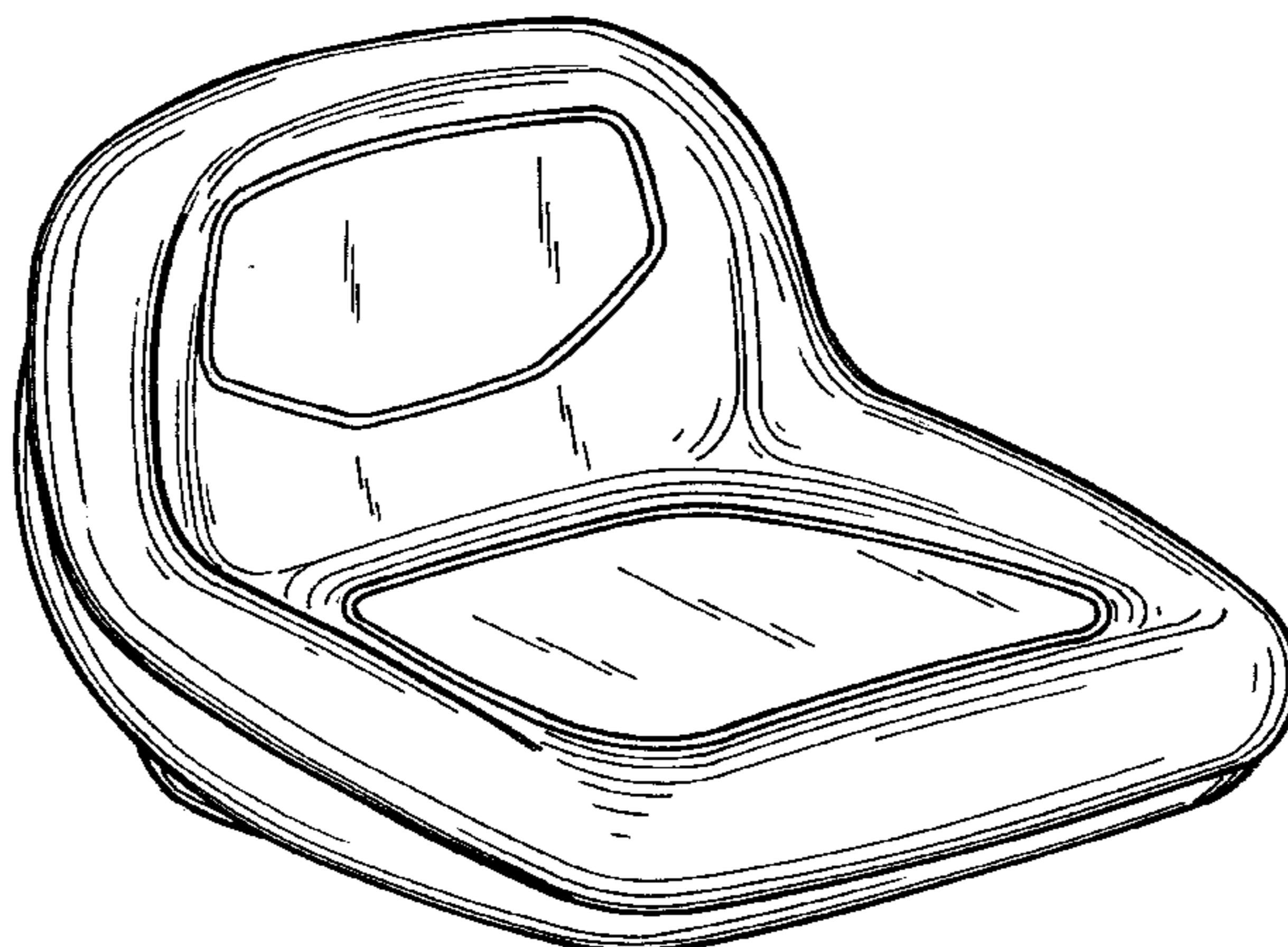
(57) **CLAIM**

The ornamental design for a vehicle seat, as shown and described.

DESCRIPTION

FIG. 1 is a front perspective view of a vehicle seat in accordance with the present invention;
FIG. 2 is a front elevational view of the vehicle seat;
FIG. 3 is a right side elevational view of the vehicle seat;
FIG. 4 is a back elevational view of the vehicle seat;
FIG. 5 is a top plan view of the vehicle seat; and,
FIG. 6 is a bottom plan view of the vehicle seat.
The left side elevation view comprises a mirror image of the right side elevational view depicted in FIG. 3.

1 Claim, 3 Drawing Sheets



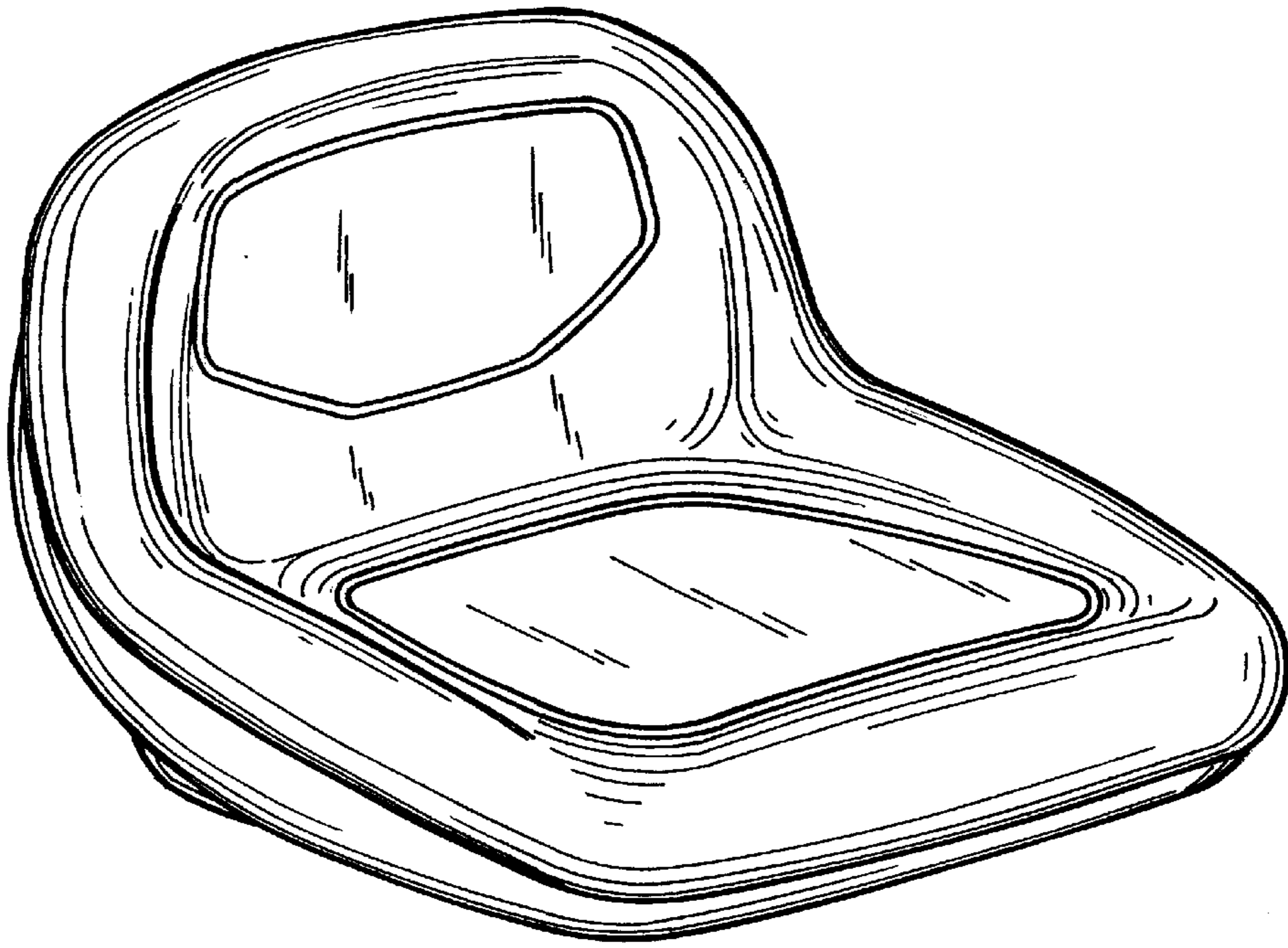


FIG. 1

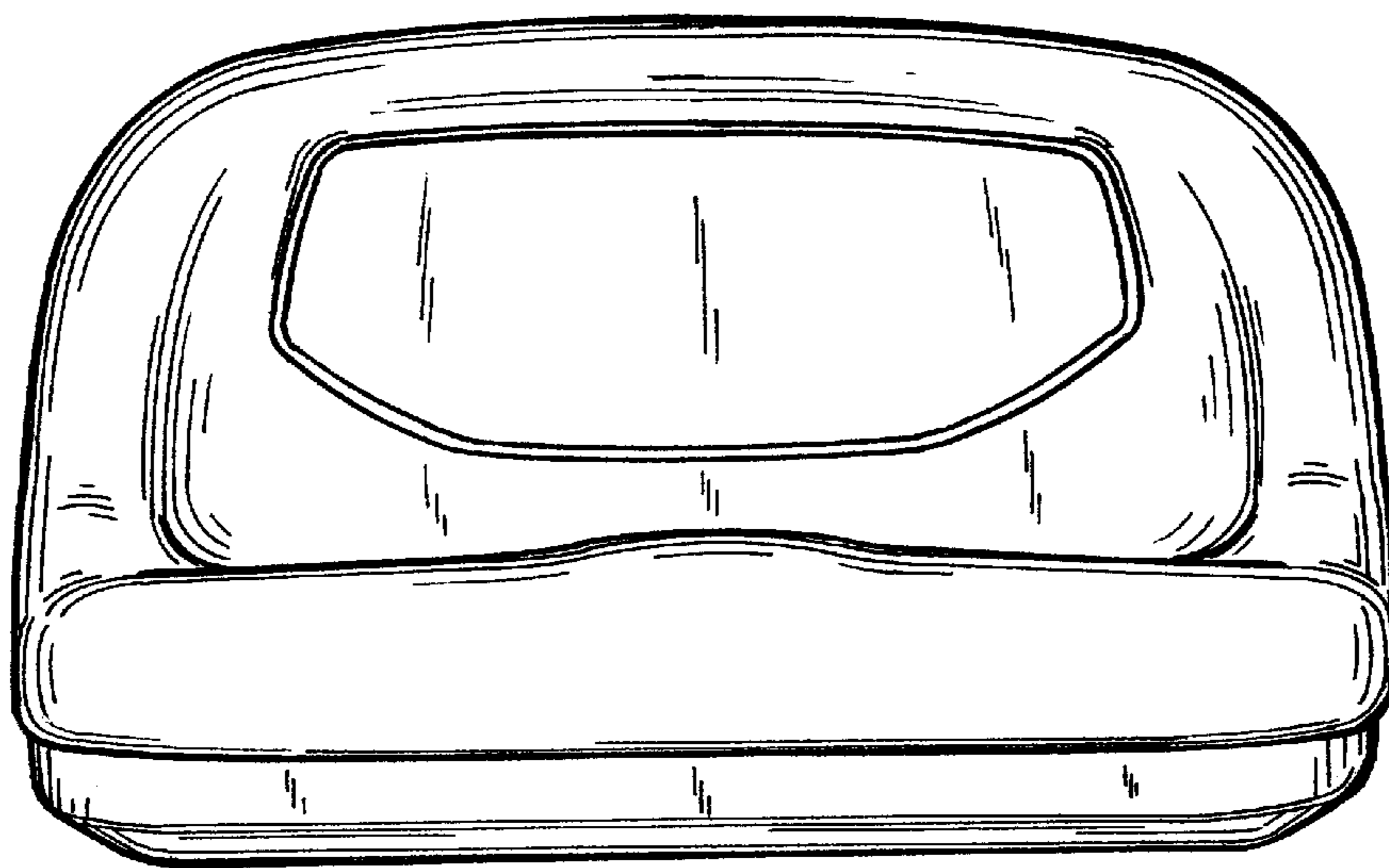


FIG. 2

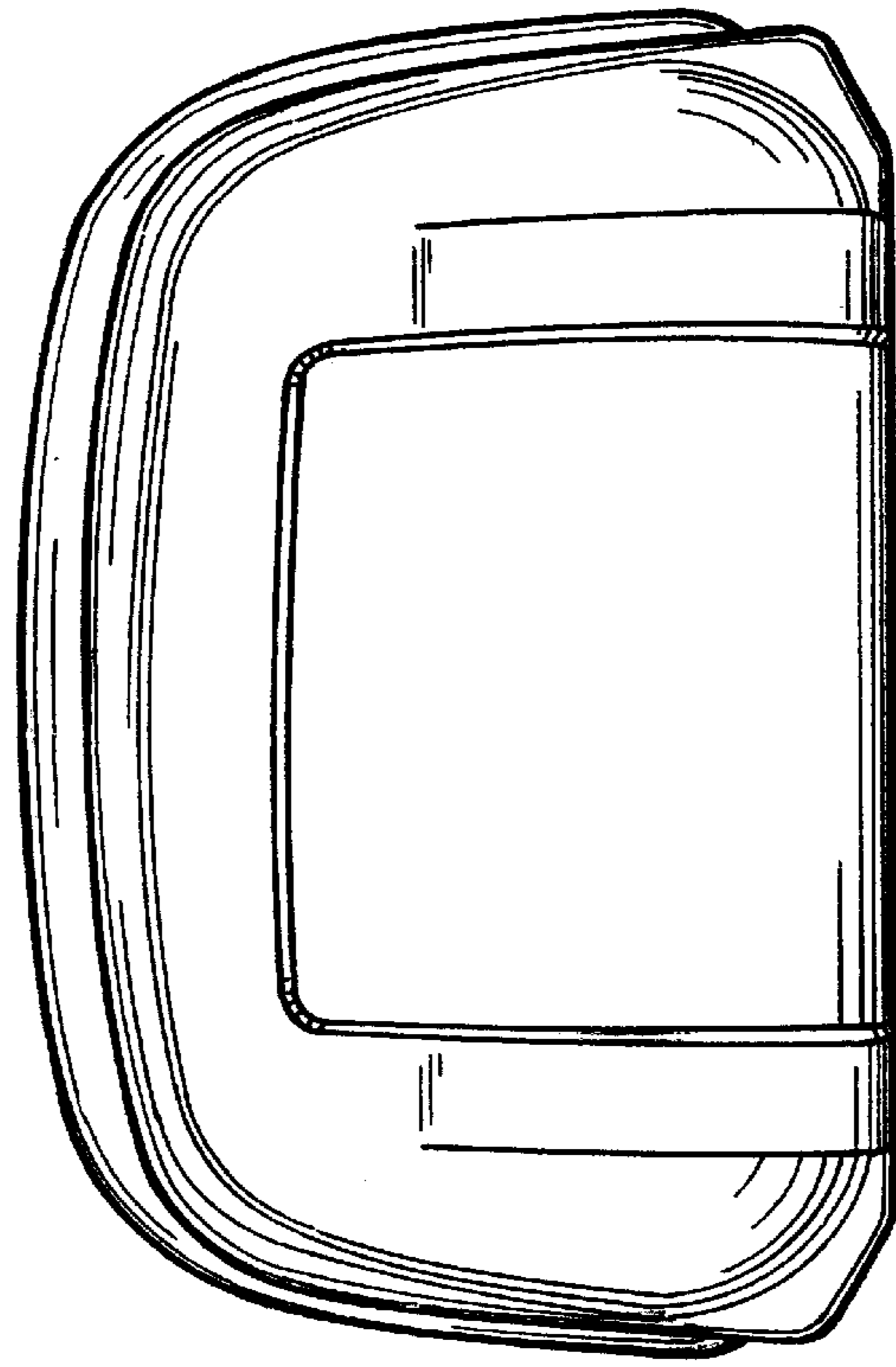


FIG. 4

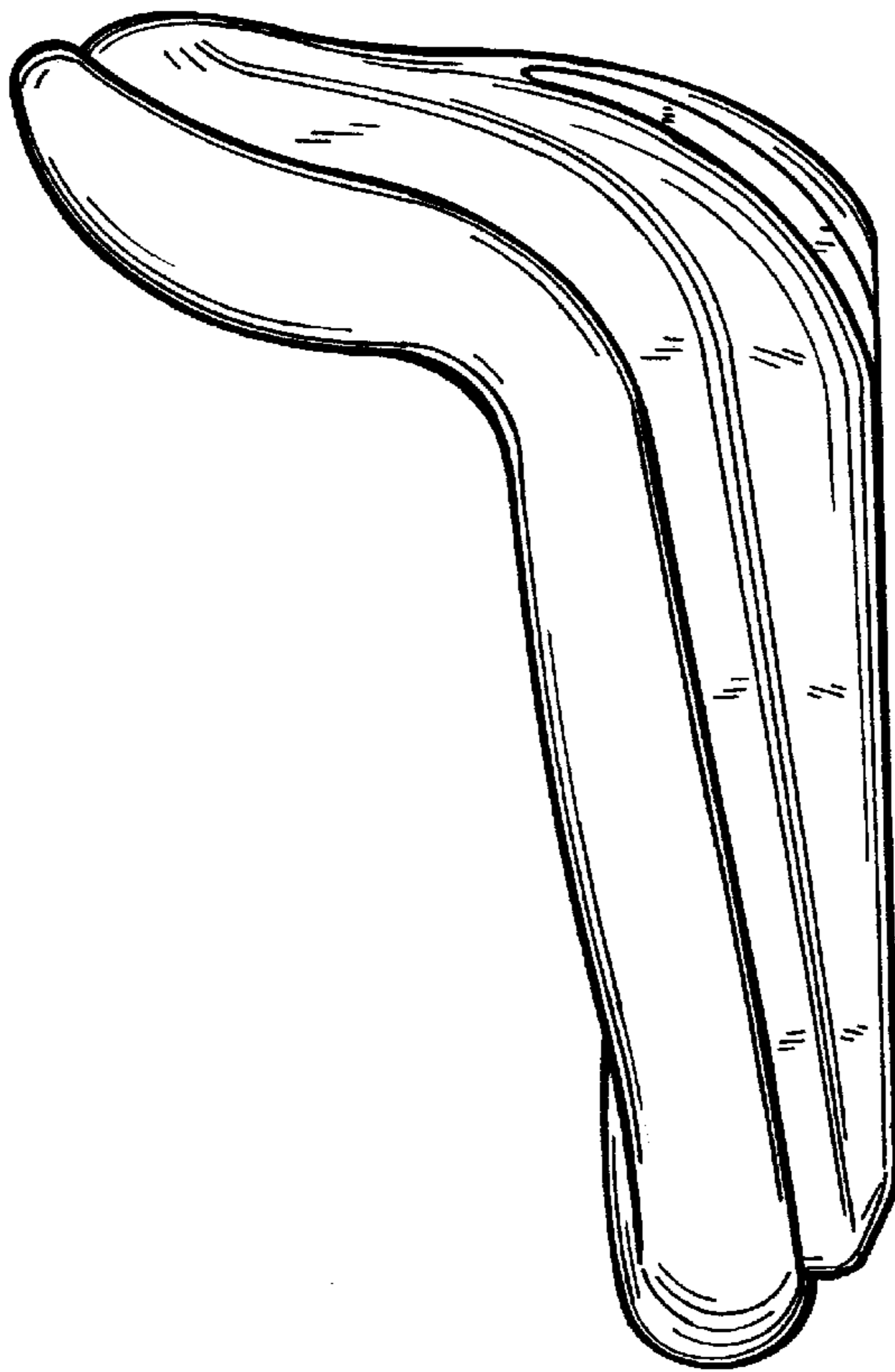


FIG. 3

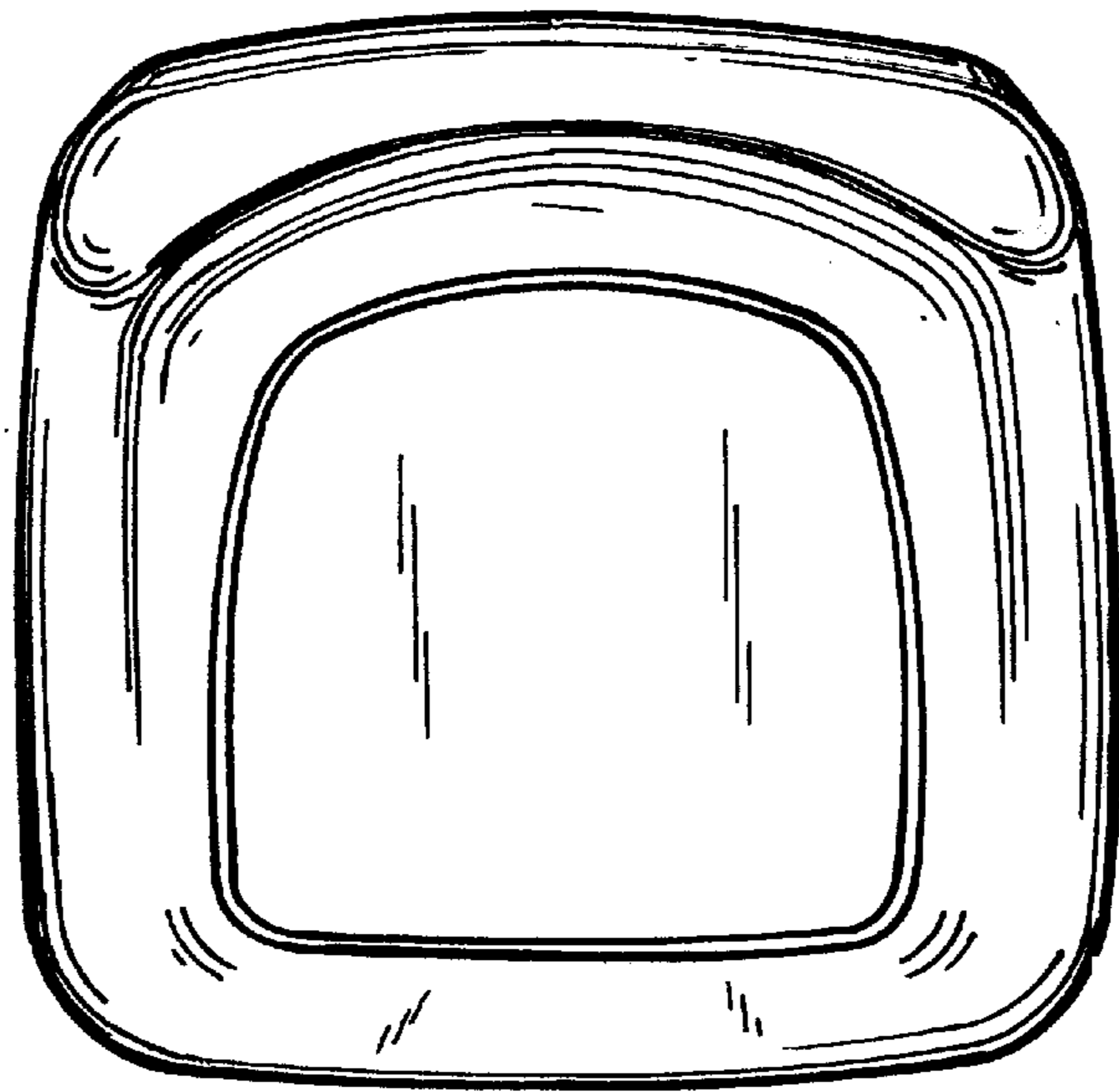


FIG. 5

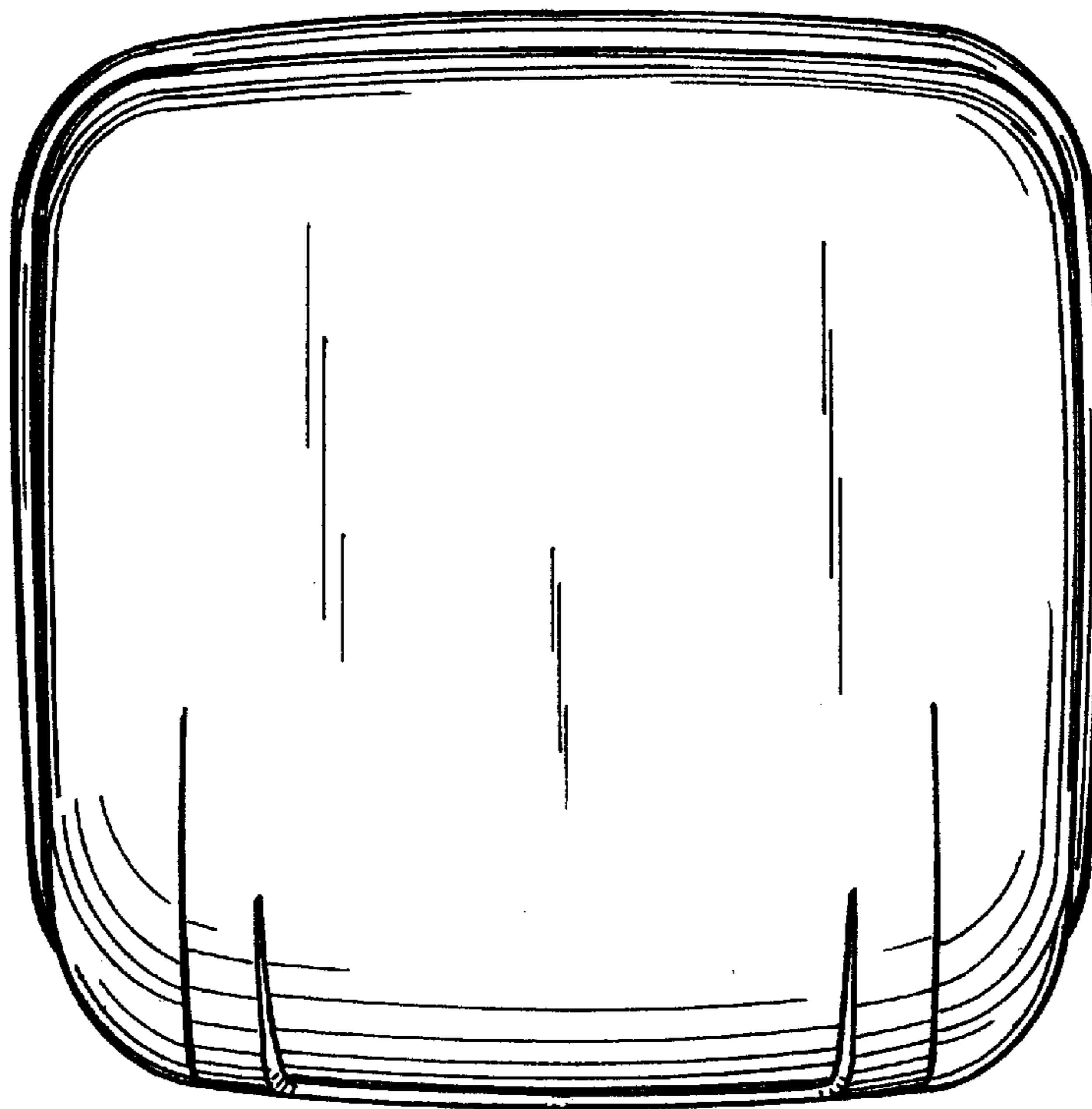


FIG. 6