



US00D482877S

(12) **United States Design Patent** (10) **Patent No.:** **US D482,877 S**
Berg et al. (45) **Date of Patent:** **** Dec. 2, 2003**

(54) **DISPLAY FRAME**

(75) Inventors: **Dan Berg**, Minneapolis, MN (US);
Jason Johnson, Minneapolis, MN (US)

(73) Assignee: **Skyline Displays, Inc.**, Eagan, MN (US)

(**) Term: **14 Years**

(21) Appl. No.: **29/174,068**

(22) Filed: **Jan. 10, 2003**

Related U.S. Application Data

(62) Division of application No. 29/148,160, filed on Sep. 13, 2001, now Pat. No. Des. 471,726.

(51) **LOC (7) Cl.** **06-04**

(52) **U.S. Cl.** **D6/332**

(58) **Field of Search** D6/332, 396, 397,
D6/402, 449, 454, 455, 456; D20/39; D25/58;
40/603, 605, 610; 52/633, 645, 646

(56) **References Cited**

U.S. PATENT DOCUMENTS

2,914,872	A	*	12/1959	Goodrich	D6/332	X
3,466,777	A	*	9/1969	Wistrand et al.	40/605	
D232,172	S	*	7/1974	Themis	D25/58	
D236,868	S	*	9/1975	Levy	D6/332	
D237,663	S	*	11/1975	Levy	D6/332	
4,043,086	A	*	8/1977	Kaulfuss et al.	D25/58	X
4,120,124	A	*	10/1978	Temple et al.	52/126.4	
4,121,645	A	*	10/1978	Behr	D6/332	X
D250,378	S	*	11/1978	Woods	D25/58	
4,194,313	A	*	3/1980	Downing	40/610	
4,471,548	A		9/1984	Goudie	40/610	
4,631,881	A		12/1986	Charman	52/220	
4,658,560	A		4/1987	Beaulieu	52/646	
4,700,498	A		10/1987	Perutz et al.	40/603	
4,949,490	A	*	8/1990	Miller	40/605	
4,986,038	A		1/1991	Backer	52/71	
D317,469	S	*	6/1991	Beaulieu	D20/10	

(List continued on next page.)

OTHER PUBLICATIONS

Skyline Displays, Inc., *ps2000* brochure, 2001.
Skyline Displays, Inc., *imagine that.* brochure, 2000.
Skyline Displays, Inc., *design ideas* brochure, 2000.
Skyline Displays, Inc., *How Do You Market Your e-Business Offline?* brochure, 2001.
Skyline Displays, Inc., *mirage plus* brochure, 2001.
Skyline Displays, Inc., *skytruss* brochure, 2001.
Trussworks, Truss Catalog web page printout, *Truss Parts*, Aug. 17, 2001.
Trussworks, Truss Catalog web page printout, *Trussworks Photos, Graphics Frame*, pp. 1, 2 12 Aug. 17, 2001.
Trussworks, Truss Catalog web page printout, *Trussworks Photos, Exhibit Photos*, p. 1, Aug. 17, 2001.

Primary Examiner—Cathron C. Brooks
(74) *Attorney, Agent, or Firm*—Patterson, Thuente, Skaar & Christensen, P.A.

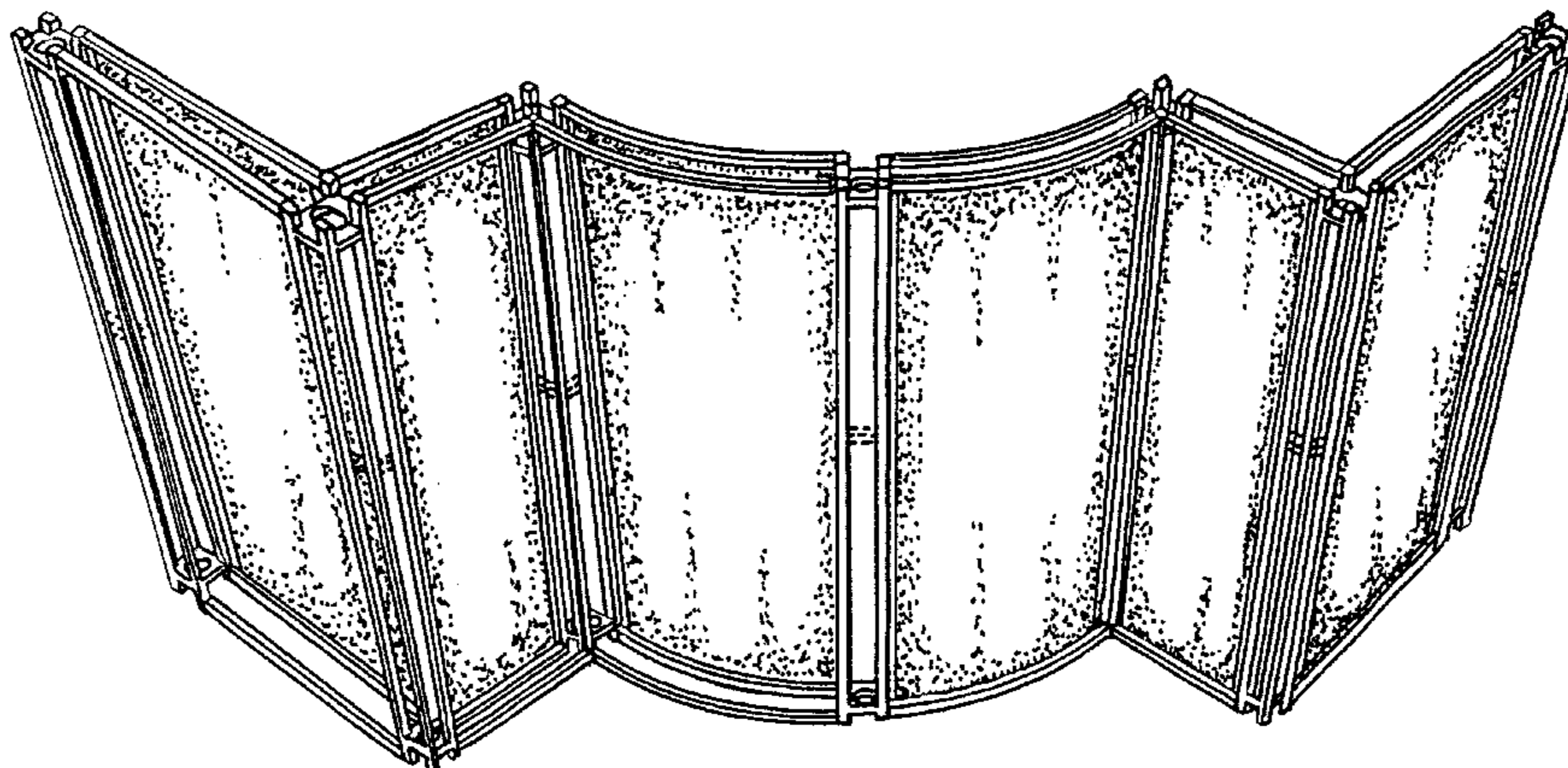
(57) **CLAIM**

The ornamental design for display frame, as shown and described.

DESCRIPTION

FIG. 1 is a front perspective view of a display according to a first embodiment of the invention.
FIG. 2 is a top plan view of a display according to a first embodiment of the invention.
FIG. 3 is a front elevational view of a display according to a first embodiment of the invention.
FIG. 4 is a side elevational view of a display according to a first embodiment of the invention.
FIG. 5 is a front perspective view of a display according to a second embodiment of the invention.
FIG. 6 is a top plan view of a display according to a second embodiment of the invention.
FIG. 7 is a front elevational view of a display according to a second embodiment of the invention.
FIG. 8 is a side elevational view of a display according to a second embodiment of the invention.
The dashed lines indicate a possible juncture between box frames for creating columns which is not part of the claimed design.

1 Claim, 5 Drawing Sheets



US D482,877 S

Page 2

U.S. PATENT DOCUMENTS

5,115,623 A	5/1992	Ahlberg	52/646	D385,044 S	* 10/1997	Johnson	D25/58
5,123,550 A	6/1992	Nodskov et al.	211/189	5,711,131 A	1/1998	Thomas	52/656.9
5,269,112 A	12/1993	Weinrub et al.	52/646	5,822,945 A	10/1998	Muller	52/646
5,323,836 A	6/1994	Tuttle et al.	160/135	6,009,930 A	* 1/2000	Jantschek	160/135
D354,818 S	* 1/1995	Johnson	D25/58	6,079,178 A	6/2000	Fisher	52/690
5,501,051 A	3/1996	Harlan	52/646	6,149,021 A	11/2000	Beaulieu	211/201
5,537,766 A	7/1996	Nickens et al.	40/605	D446,659 S	* 8/2001	Ludwig et al.	D6/332
5,561,960 A	10/1996	Minnick et al.	52/578	D455,016 S	* 4/2002	Newhouse	D6/332

* cited by examiner

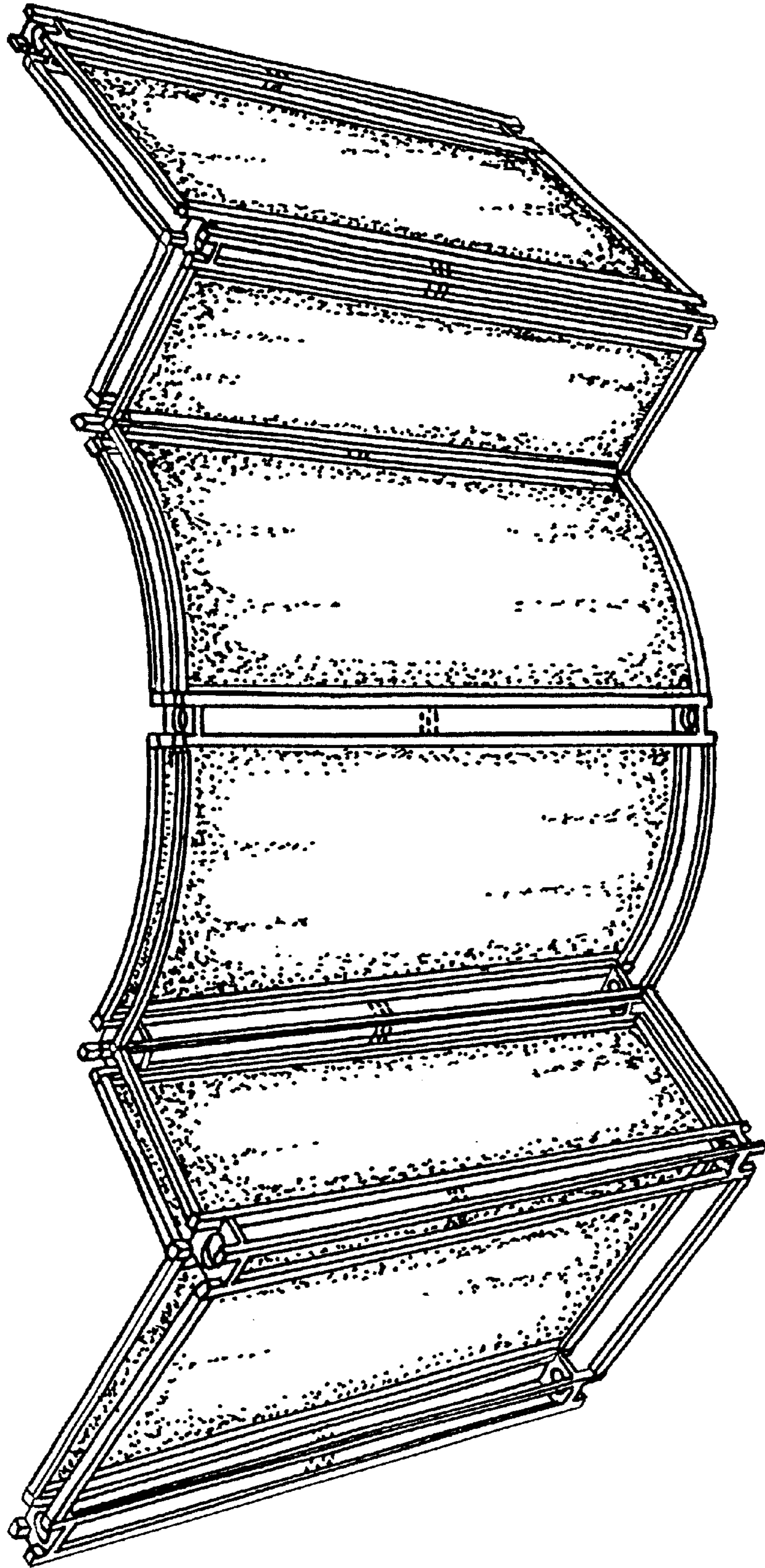


Fig. 1.

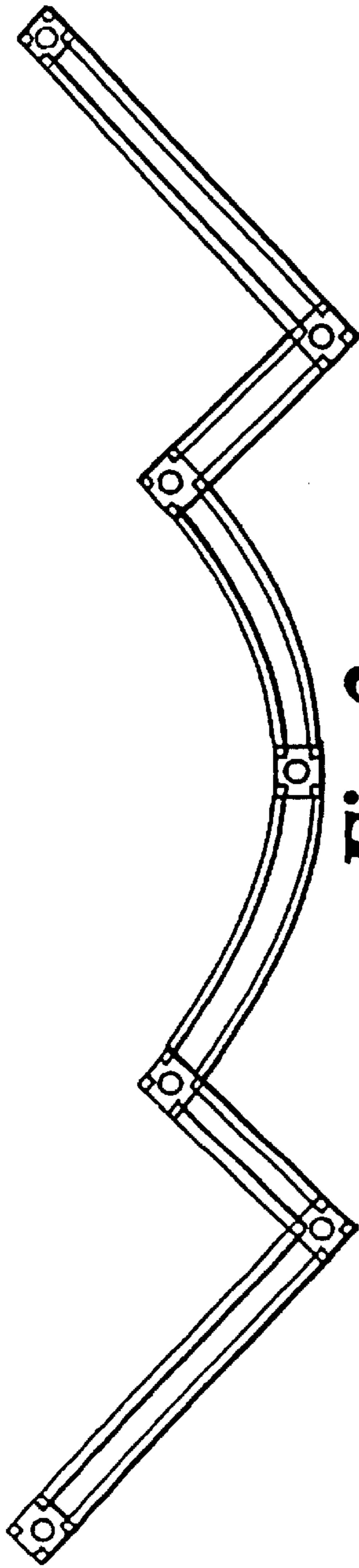


Fig. 2.




Fig. 4.

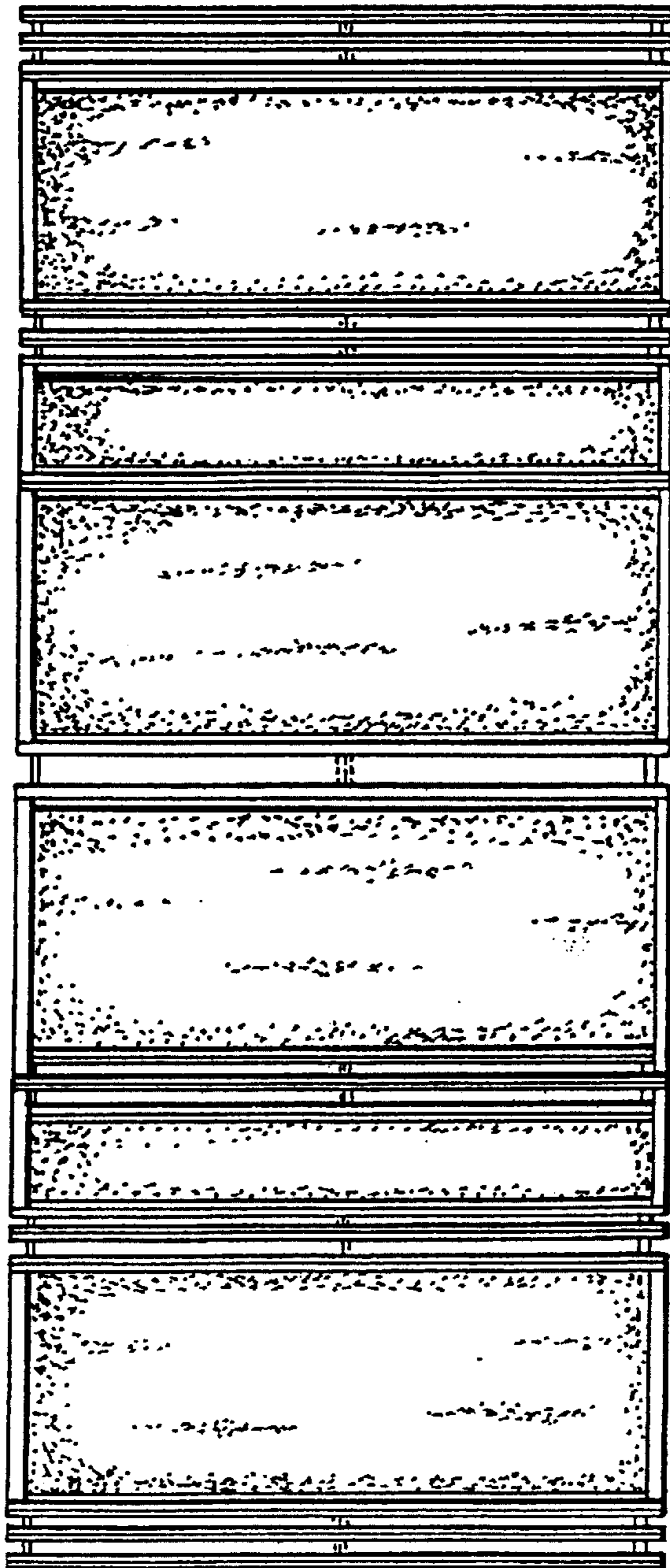


Fig. 3.

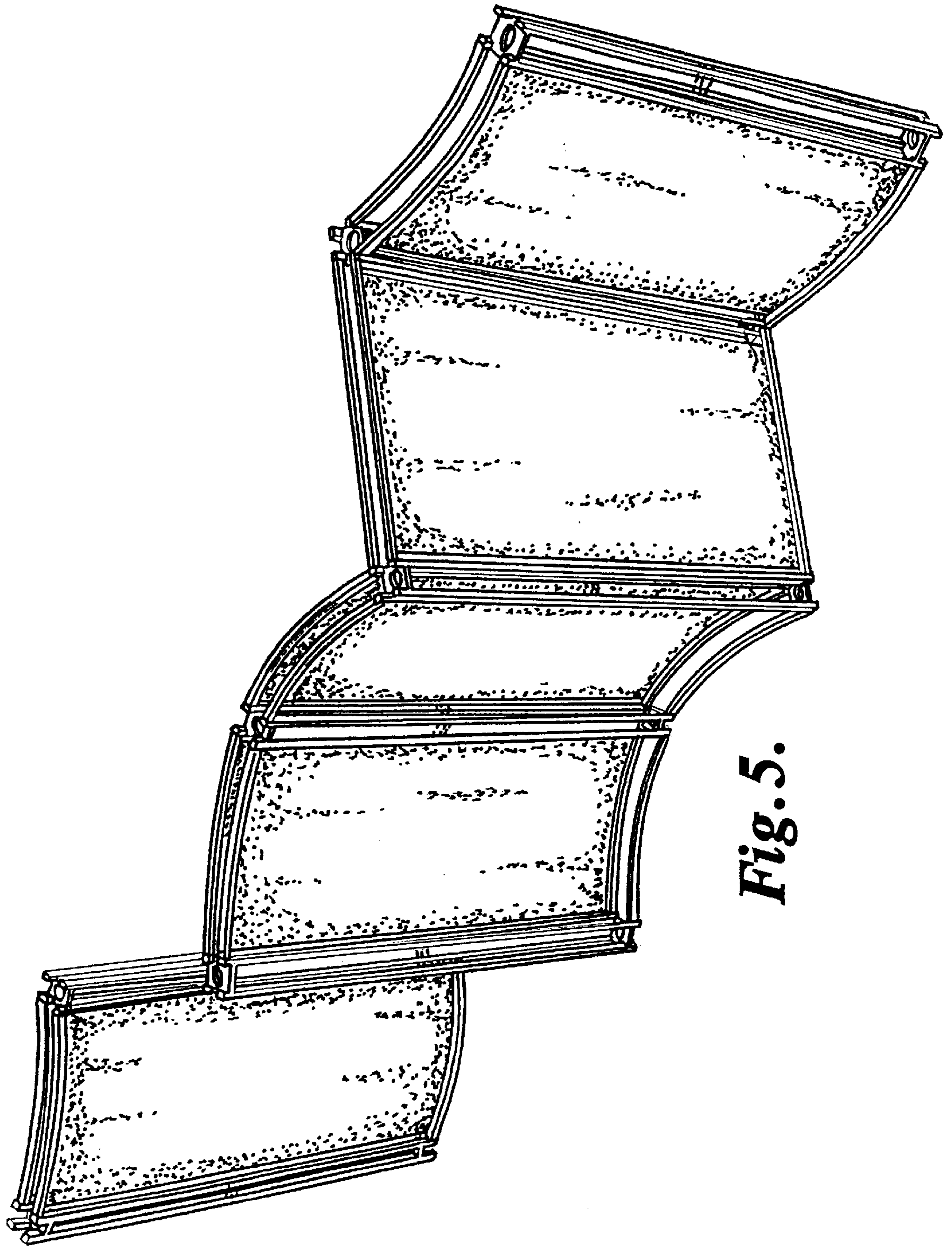


Fig. 5.




Fig. 6.

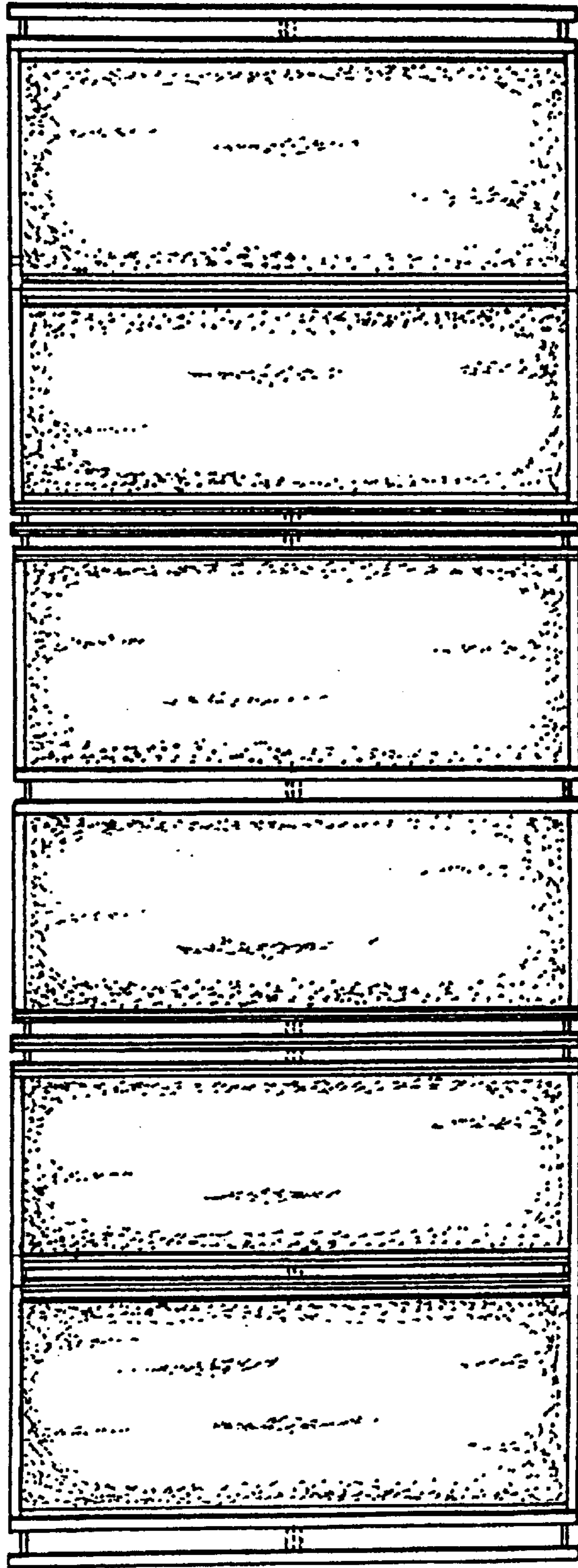


Fig. 7.

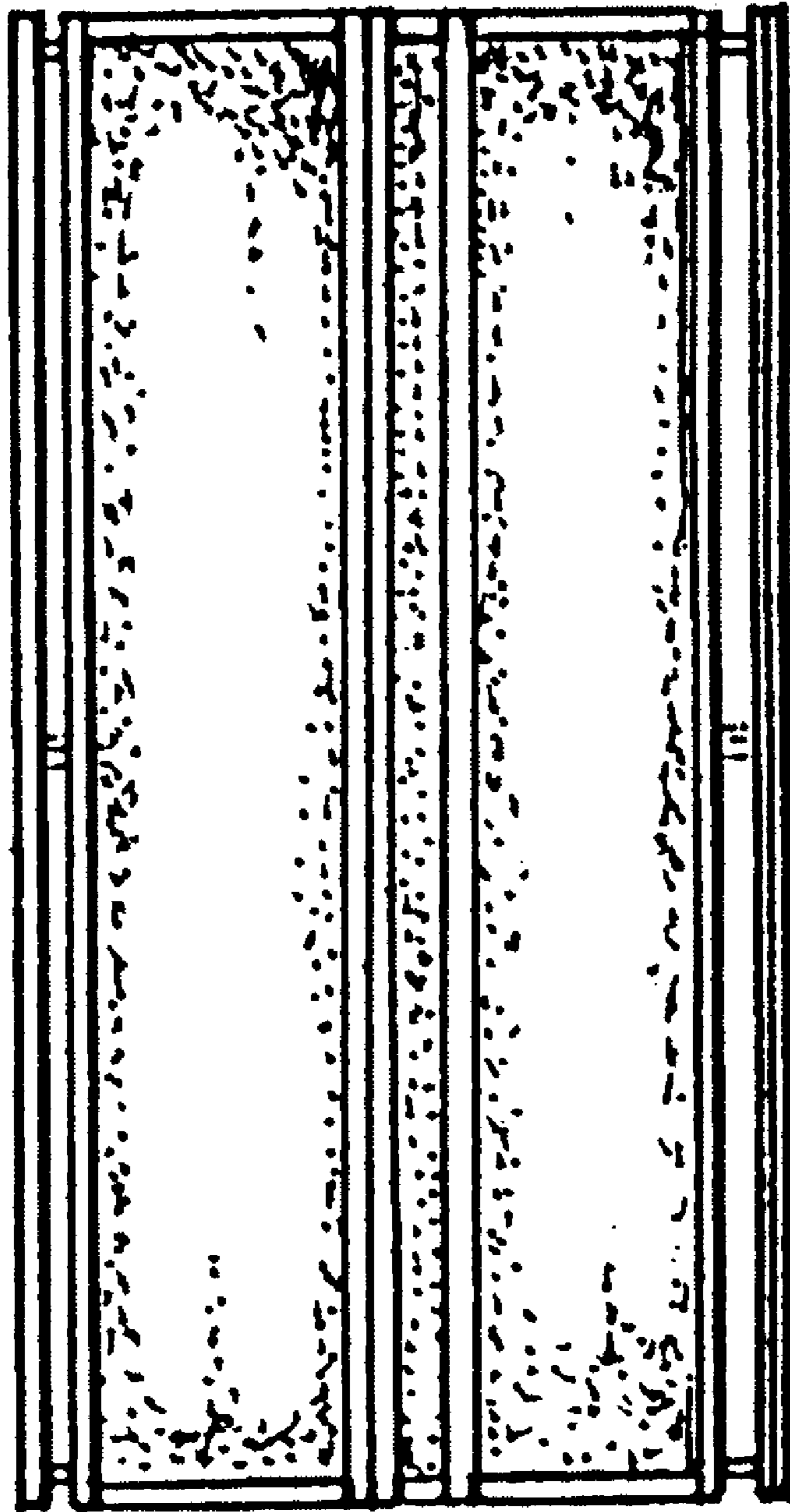


Fig. 8.