



US00D482867S

(12) **United States Design Patent**
Kranz

(10) **Patent No.:** **US D482,867 S**

(45) **Date of Patent:** **** Dec. 2, 2003**

(54) **LION SHAPED CAMERA BAG**

(75) Inventor: **Michelle R. Kranz**, Boulder, CO (US)

(73) Assignee: **Case Logic, Inc.**, Longmont, CO (US)

(**) Term: **14 Years**

(21) Appl. No.: **29/170,181**

(22) Filed: **Nov. 1, 2002**

(51) **LOC (7) Cl.** **03-01**

(52) **U.S. Cl.** **D3/267; D3/263**

(58) **Field of Search** D3/208, 215, 219,
D3/225, 226, 243, 263, 267, 268, 270,
273, 276, 283, 285, 287, 289, 290, 301;
D6/632; D21/618, 654; 206/316.1, 316.2;
224/583, 612, 908

(56) **References Cited**

U.S. PATENT DOCUMENTS

| | | | | | |
|-----------|---|---|---------|----------------|---------|
| 1,325,372 | A | * | 12/1919 | Penny | |
| 4,174,059 | A | * | 11/1979 | Maunder | 224/645 |
| D288,585 | S | * | 3/1987 | Shaffer et al. | D21/618 |
| 4,662,550 | A | * | 5/1987 | O'Donnell | 224/657 |
| 4,874,340 | A | * | 10/1989 | Smallwood | 446/28 |
| D394,672 | S | * | 5/1998 | Allen et al. | D19/29 |
| D436,443 | S | * | 1/2001 | Hillman | D3/283 |
| D455,256 | S | * | 4/2002 | Tyler | D3/219 |
| D455,547 | S | * | 4/2002 | Hillman | D3/219 |

D457,723 S * 5/2002 Tyler D3/267
D472,387 S * 4/2003 Hassett D3/301

* cited by examiner

Primary Examiner—Celia Murphy

(74) *Attorney, Agent, or Firm*—Sheridan Ross P.C.

(57) **CLAIM**

The ornamental design for a lion shaped camera bag, as shown and described.

DESCRIPTION

FIG. 1 is a front perspective view of a lion shaped camera bag;

FIG. 2 is a front elevation view of the invention illustrated in FIG. 1;

FIG. 3 is a rear elevation view of the invention illustrated in FIG. 1; the broken lines representing environment and forming no part of the claimed design;

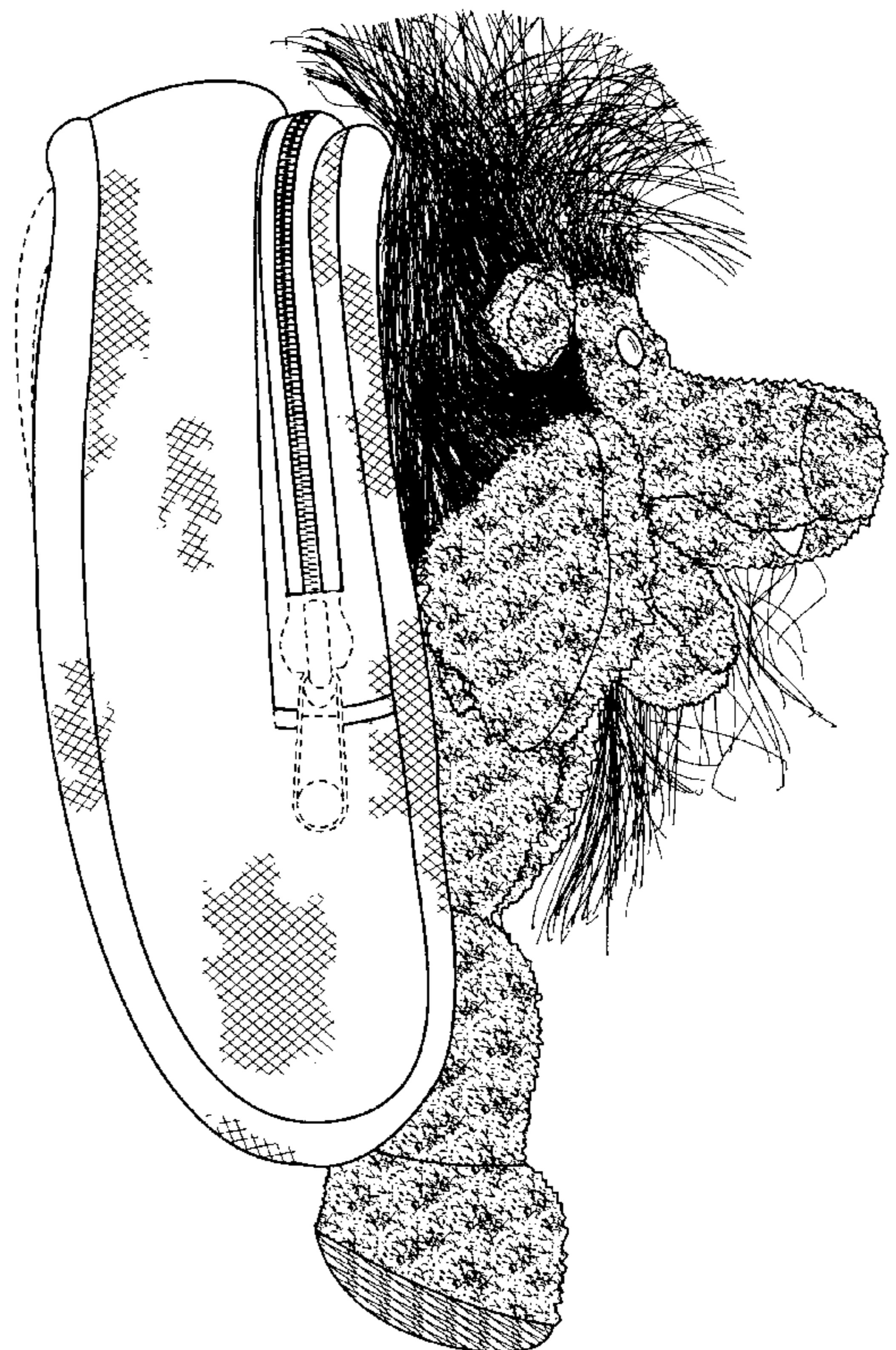

FIG. 4 is a top plan view of the invention illustrated in FIG. 1;

FIG. 5 is a bottom plan view of the invention illustrated in FIG. 1;

FIG. 6 is a left elevation view of the invention illustrated in FIG. 1; and,

FIG. 7 is a right elevation view of the invention illustrated in FIG. 1.

1 Claim, 7 Drawing Sheets






FIG. 1

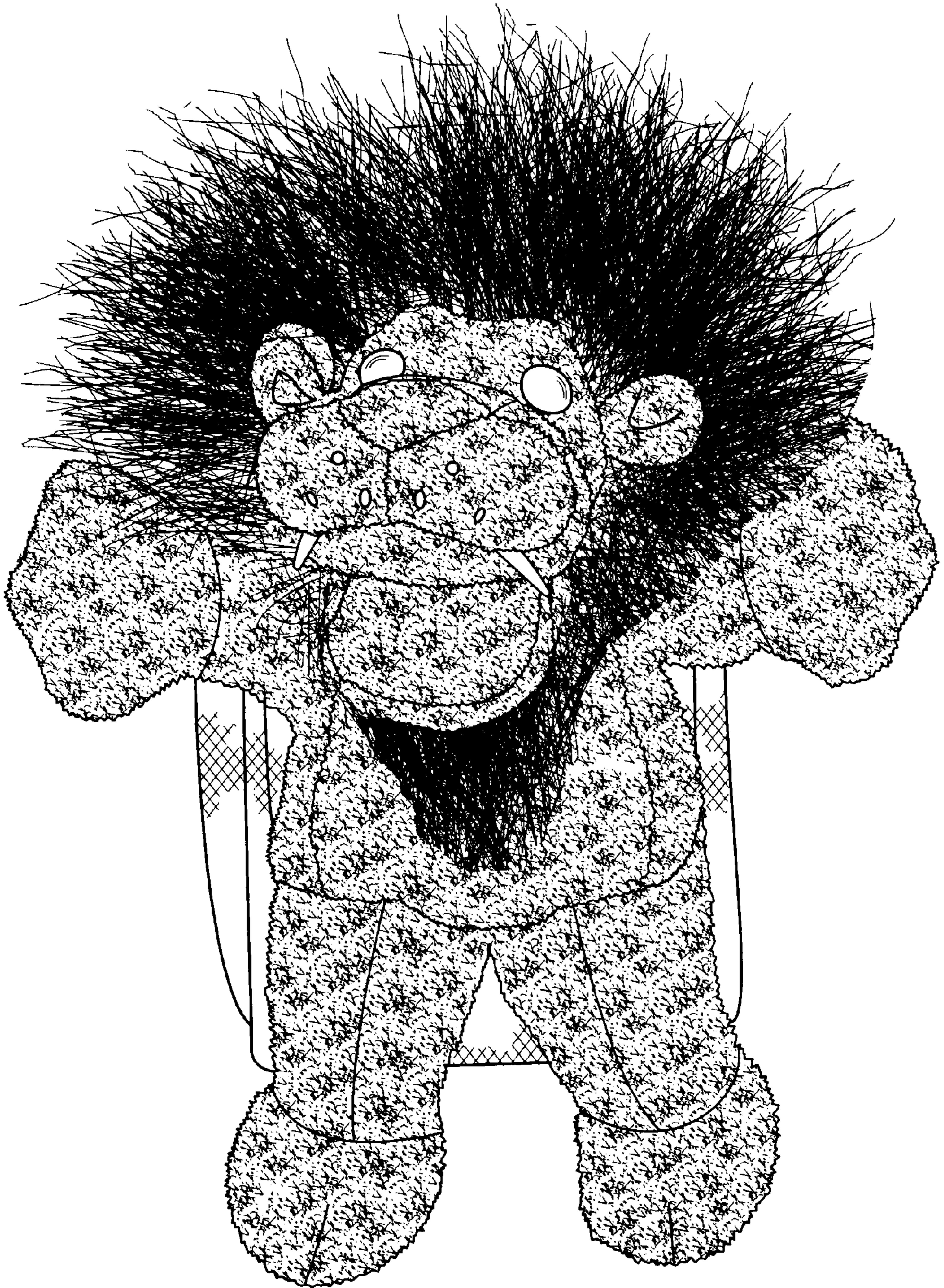


FIG. 2

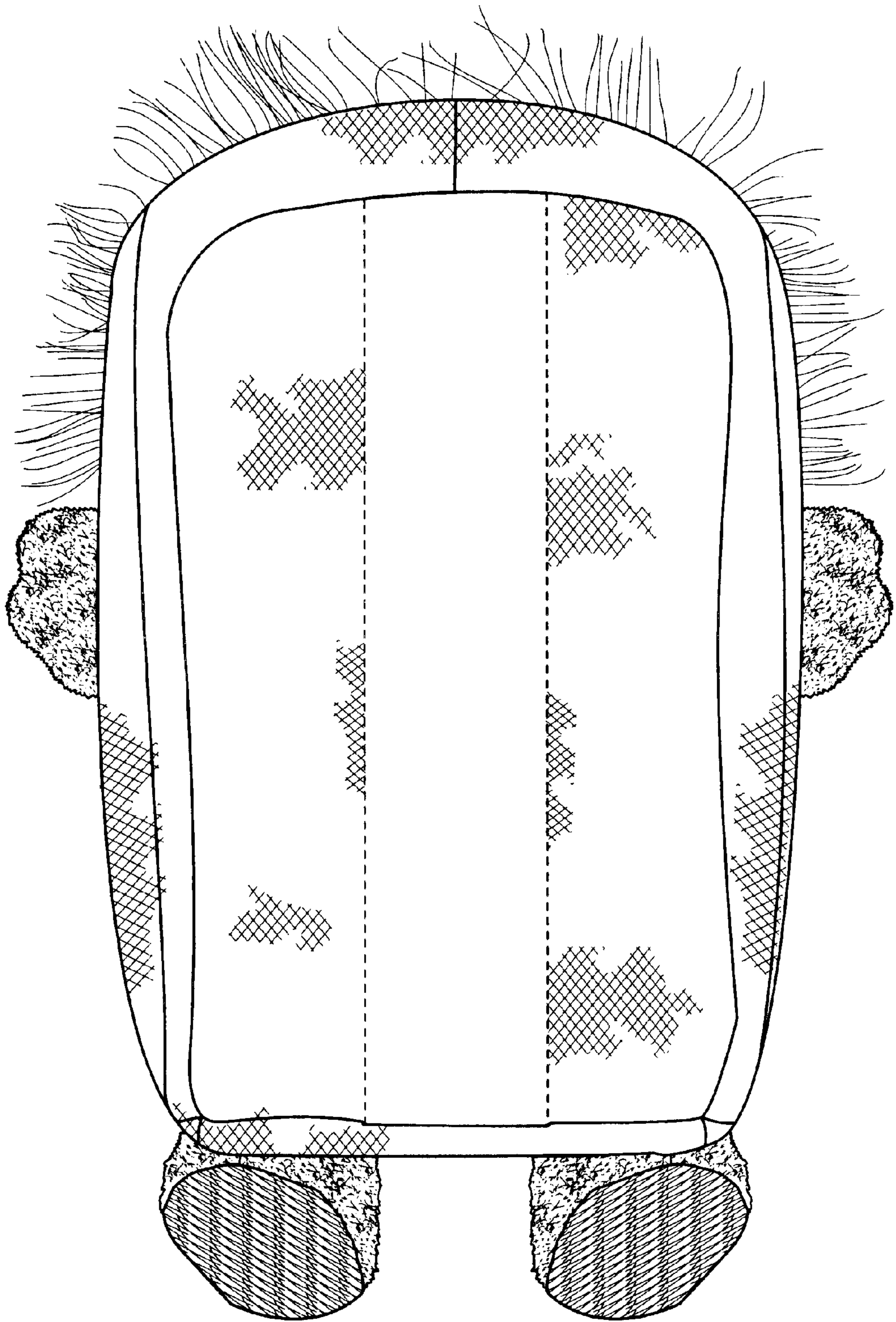


FIG. 3




FIG. 4




FIG. 5

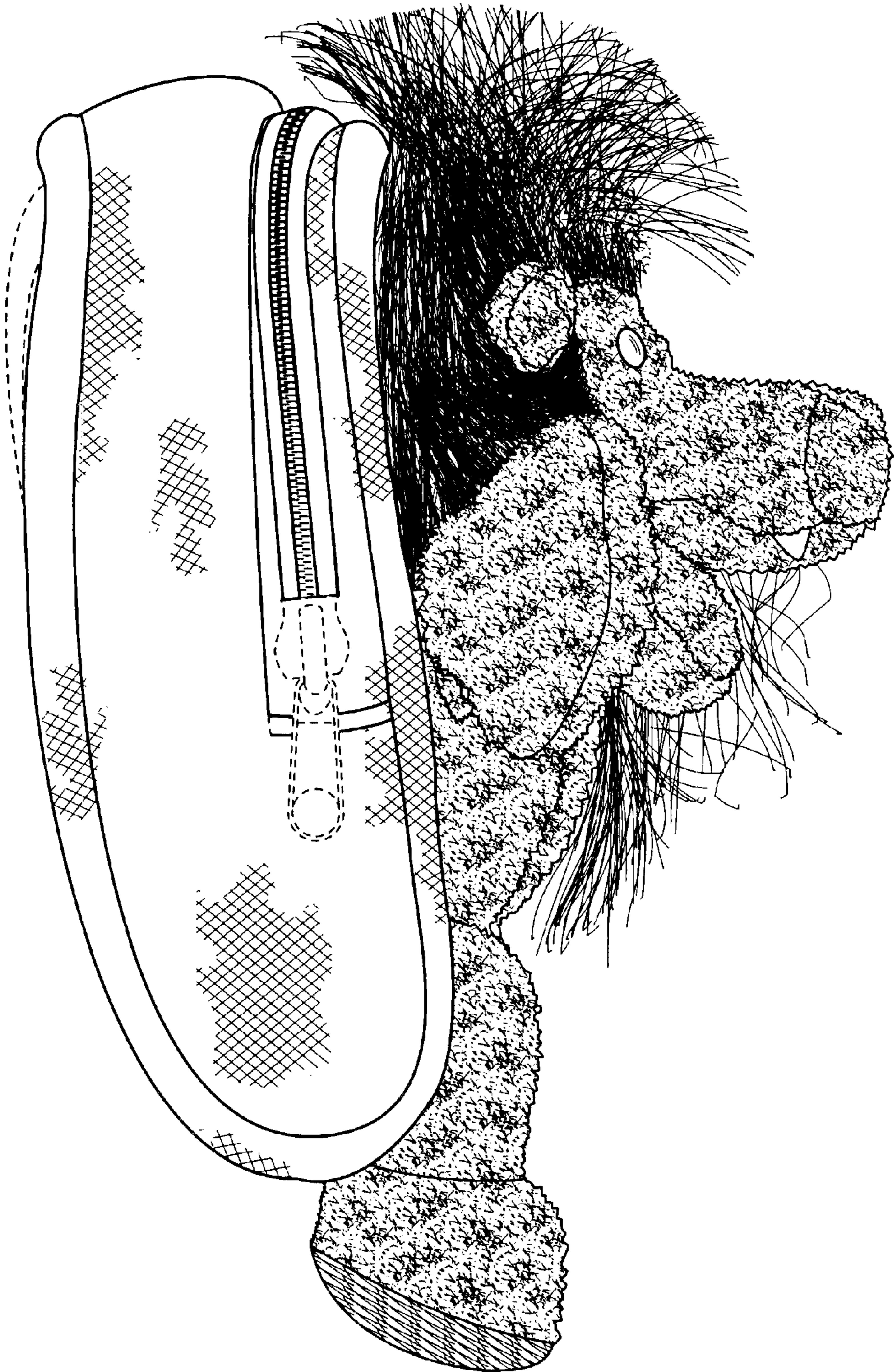


FIG. 6




FIG. 7