



US00D482859S

(12) **United States Design Patent**
Laberge

(10) **Patent No.:** **US D482,859 S**

(45) **Date of Patent:** **** Dec. 2, 2003**

(54) **FOOTWEAR UPPER PORTION**

D475,189 S * 6/2003 Laberge et al. D2/972

(75) Inventor: **Martin Laberge**, Annecy (FR)

(73) Assignee: **Salomon S.A.**, Metz-Tessy (FR)

(**) Term: **14 Years**

(21) Appl. No.: **29/171,604**

(22) Filed: **Nov. 26, 2002**

(51) **LOC (7) Cl.** **02-99**

(52) **U.S. Cl.** **D2/972**

(58) **Field of Search** D2/896, 902, 907,
D2/943, 944, 946, 969, 972-974; 36/45,
50.1, 77 M, 77 R, 83, 88, 113, 114, 126-130

(56) **References Cited**

U.S. PATENT DOCUMENTS

D319,529 S	*	9/1991	Hatfield	D2/969
D401,755 S		12/1998	Zinovieff	D2/972
D443,408 S		6/2001	Laberge	D2/972
D451,268 S	*	12/2001	Laberge et al.	D2/972
D451,269 S		12/2001	Burt	D2/972
D458,741 S		6/2002	Rogers	D2/969
D468,089 S		1/2003	Smith	D2/972

OTHER PUBLICATIONS

U.S. Design patent application Ser. No. 29/159,326 (Laberge et al.), filed on Apr. 19, 2002.

* cited by examiner

Primary Examiner—Dominic Simone

(74) *Attorney, Agent, or Firm*—Greenblum & Bernstein, P.L.C.

(57) **CLAIM**

I claim the ornamental design for a footwear upper portion, as shown and described.

DESCRIPTION

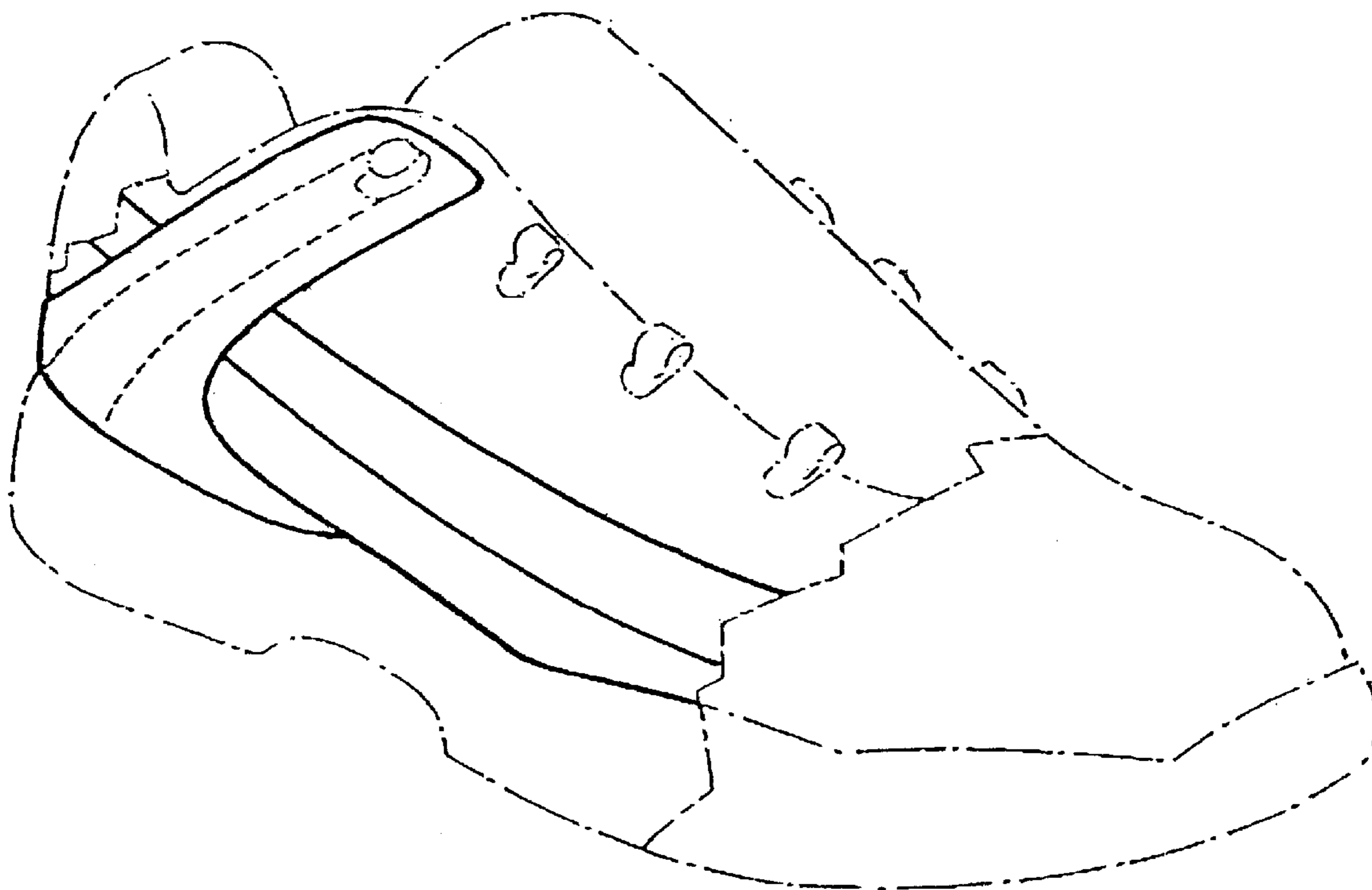
FIG. 1 is a perspective view of a footwear upper portion, seen from the front and right side thereof, showing myr new design;

FIG. 2 is a right side view thereof; and,

FIG. 3 is a left side view thereof.

The broken line showing in the figures of the sole and other parts of the footwear upper is for illustrative purposes only and forms no part of the claimed design.

1 Claim, 2 Drawing Sheets



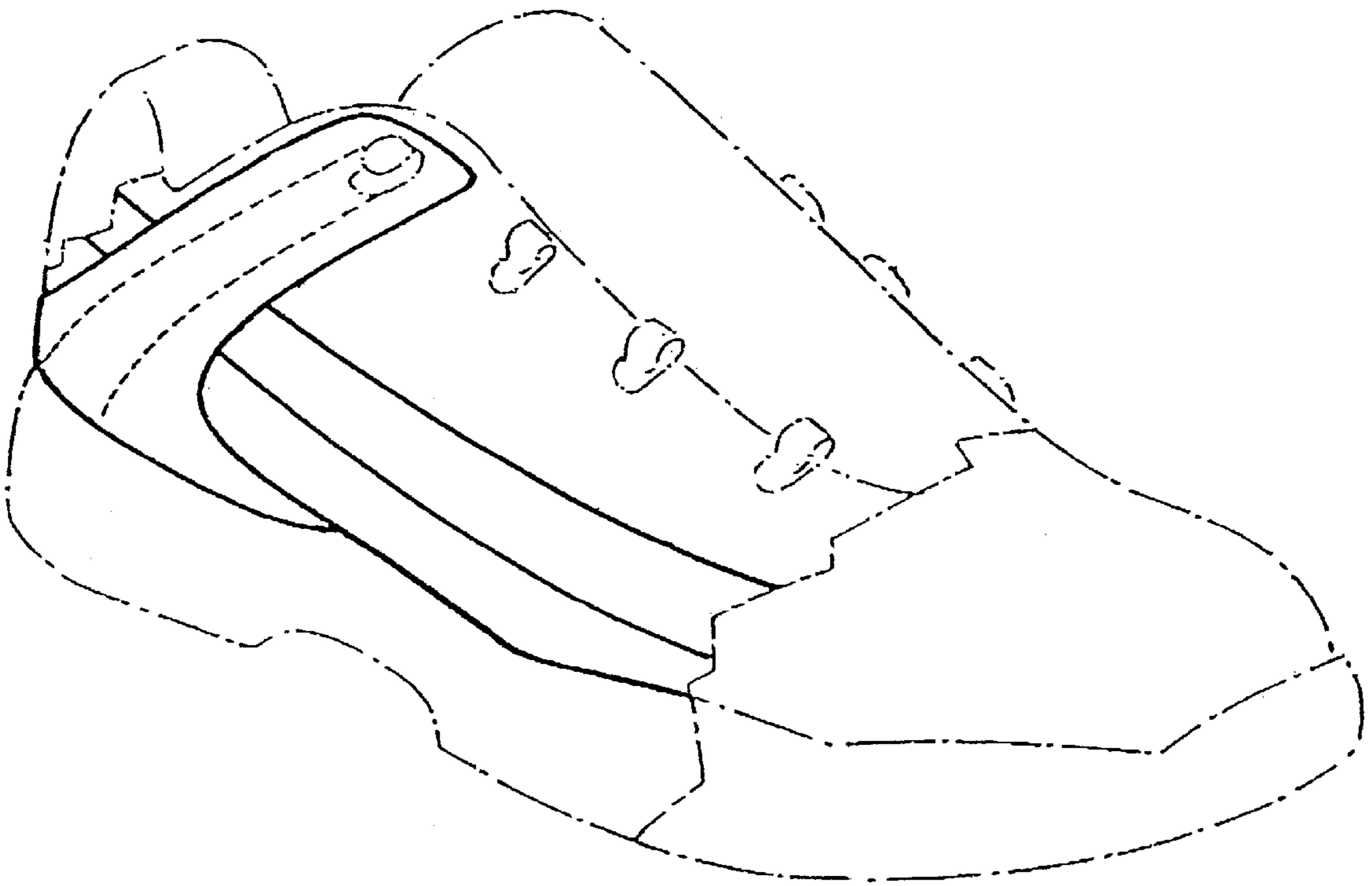


FIG. 1

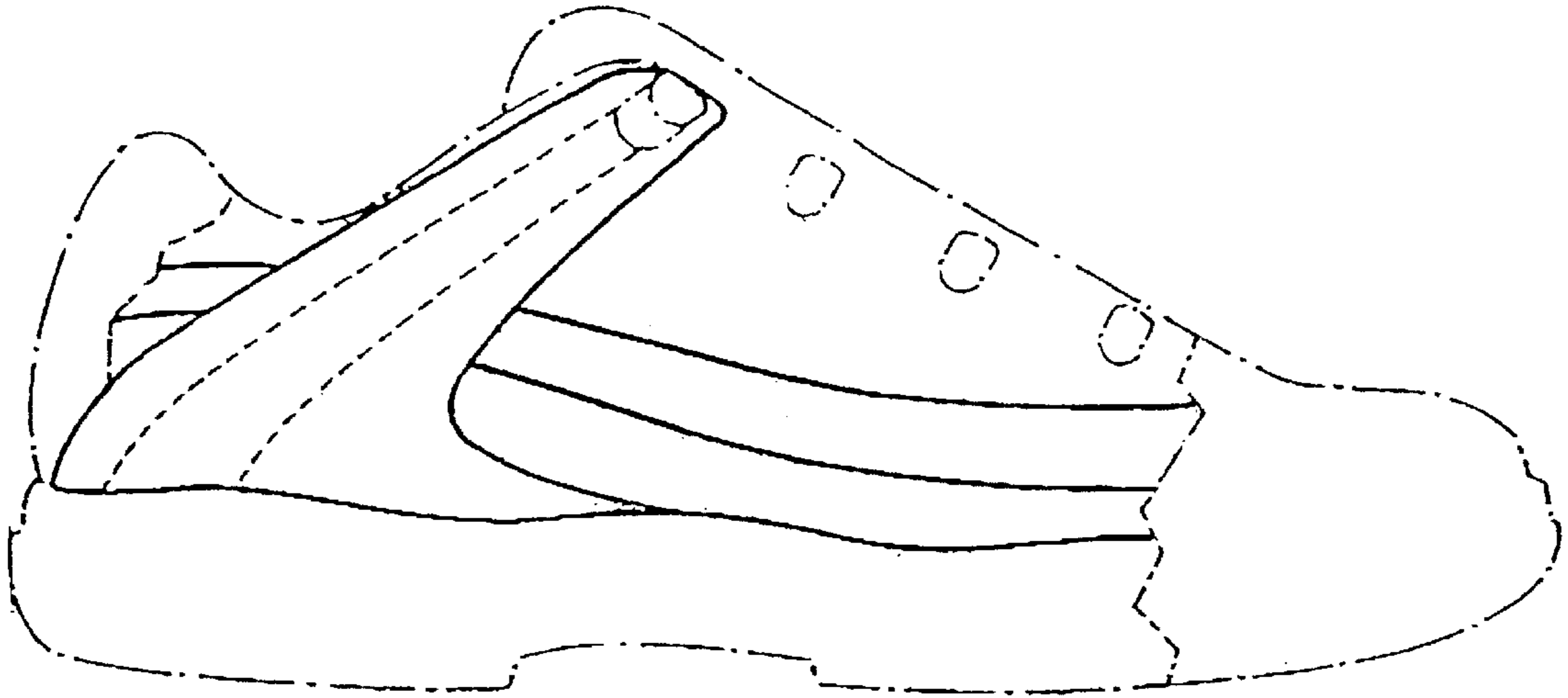


FIG. 2

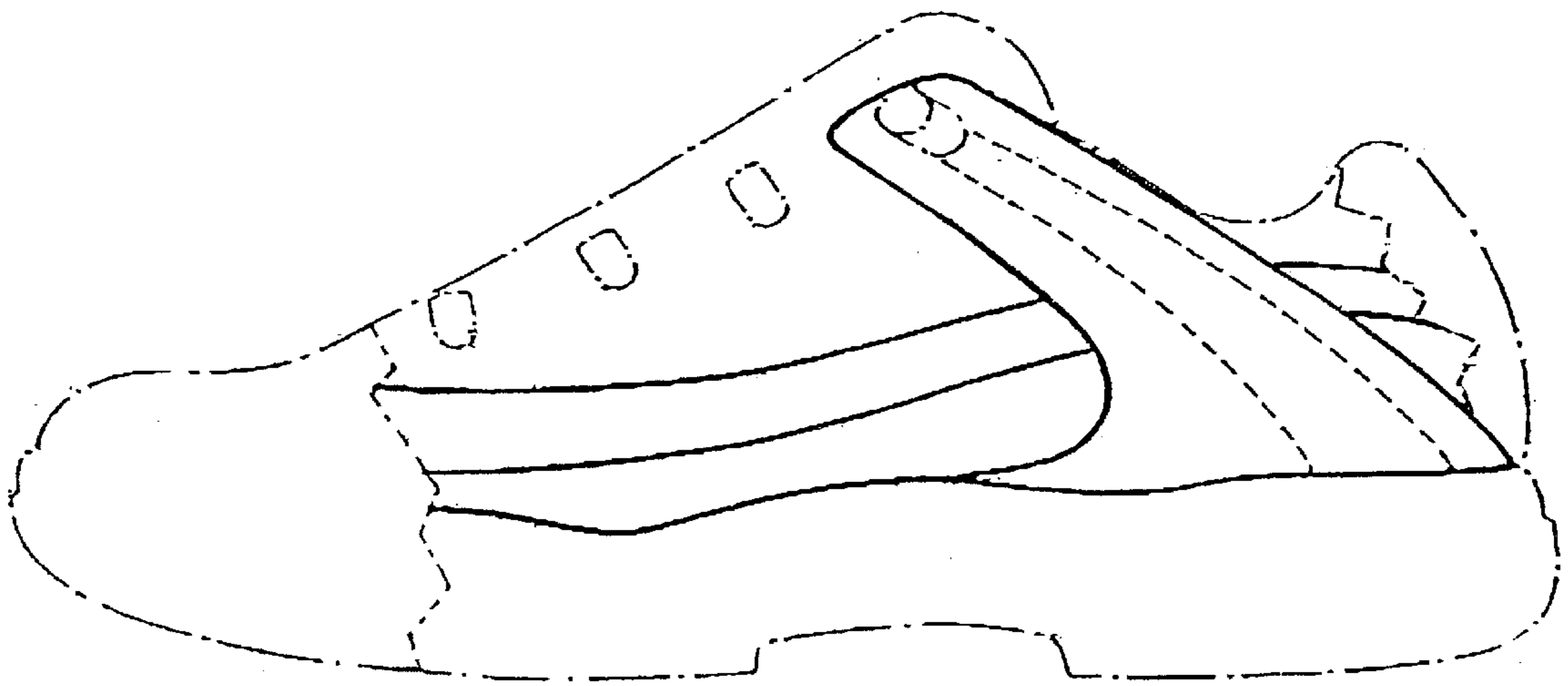


FIG. 3