



US00D482858S

(12) **United States Design Patent**
Hillyer

(10) **Patent No.:** **US D482,858 S**

(45) **Date of Patent:** **** Dec. 2, 2003**

(54) **FOOTWEAR UPPER PORTION**

(75) **Inventor:** **Chris Hillyer**, Saint-Jorioz (FR)

(73) **Assignee:** **Salomon S.A.**, Metz-Tessy (FR)

(**) **Term:** **14 Years**

(21) **Appl. No.:** **29/171,323**

(22) **Filed:** **Nov. 21, 2002**

(51) **LOC (7) Cl.** **02-99**

(52) **U.S. Cl.** **D2/972**

(58) **Field of Search** D2/896, 902, 907,
D2/943, 944, 946, 969, 972-974; 36/45,
50.1, 77 M, 77 R, 83, 88, 113, 114, 126-130

(56) **References Cited**

U.S. PATENT DOCUMENTS

D397,859 S	*	9/1998	Cass	D2/972
D398,762 S	*	9/1998	McDowell et al.	D2/972
D433,221 S	*	11/2000	Smith	D2/972
D460,610 S		7/2002	Sakai	D2/972

* cited by examiner

Primary Examiner—Dominic Simone

(74) *Attorney, Agent, or Firm*—Greenblum & Bernstein, P.L.C.

(57) **CLAIM**

I claim the ornamental design for a footwear upper portion, as shown and described.

DESCRIPTION

FIG. 1 is a perspective view of a footwear upper portion, seen from the front and right side thereof, showing my new design;

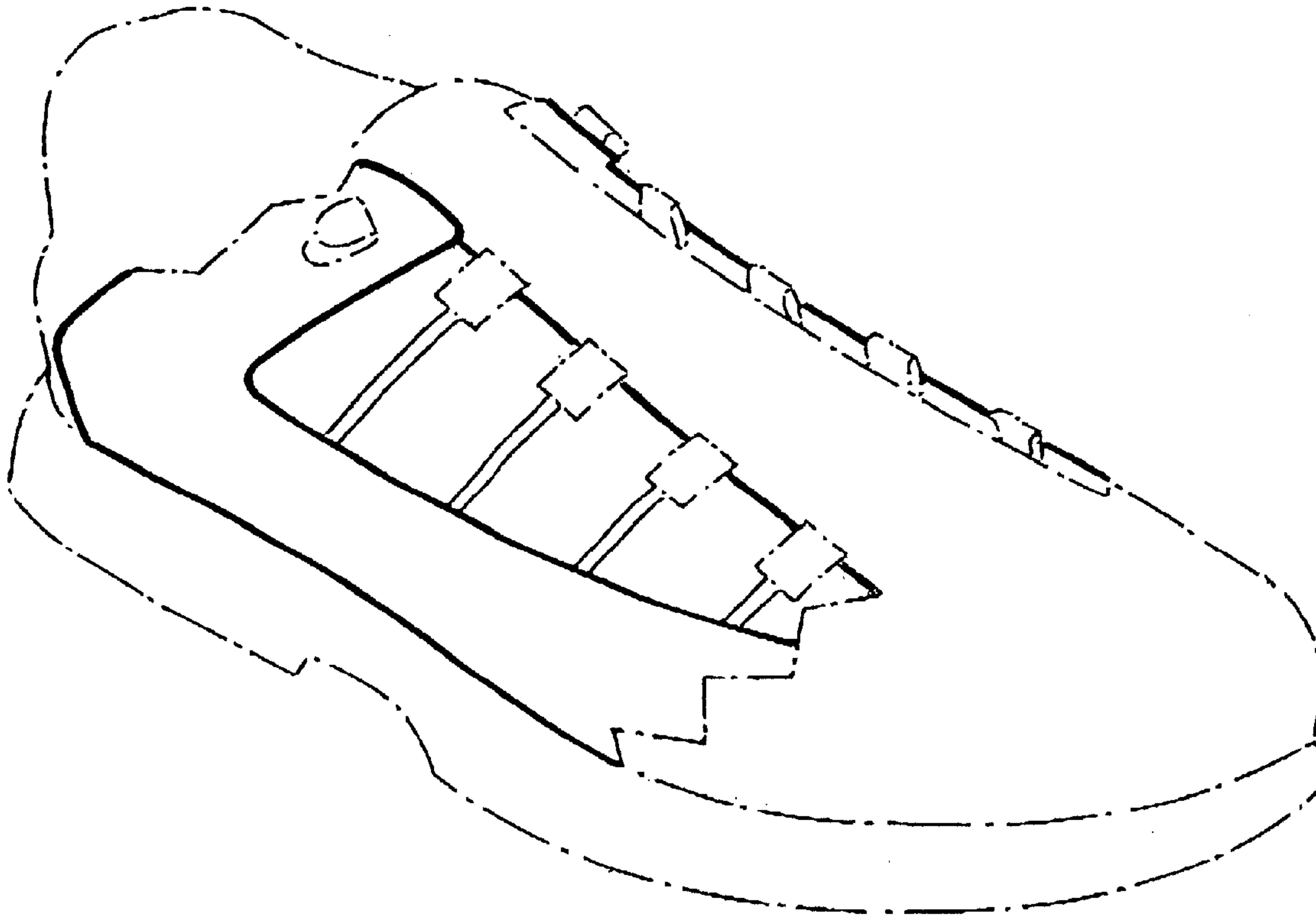
FIG. 2 is a right side view thereof; and,

FIG. 3 is a top view thereof.

The broken line showing of the sole of the footwear and other parts of the footwear upper portion are for illustrative purposes only and form no part of the claimed design.

The double line detail is representative of any of grooves, ribs, and a surface pattern on the footwear upper portion of the invention.

1 Claim, 2 Drawing Sheets



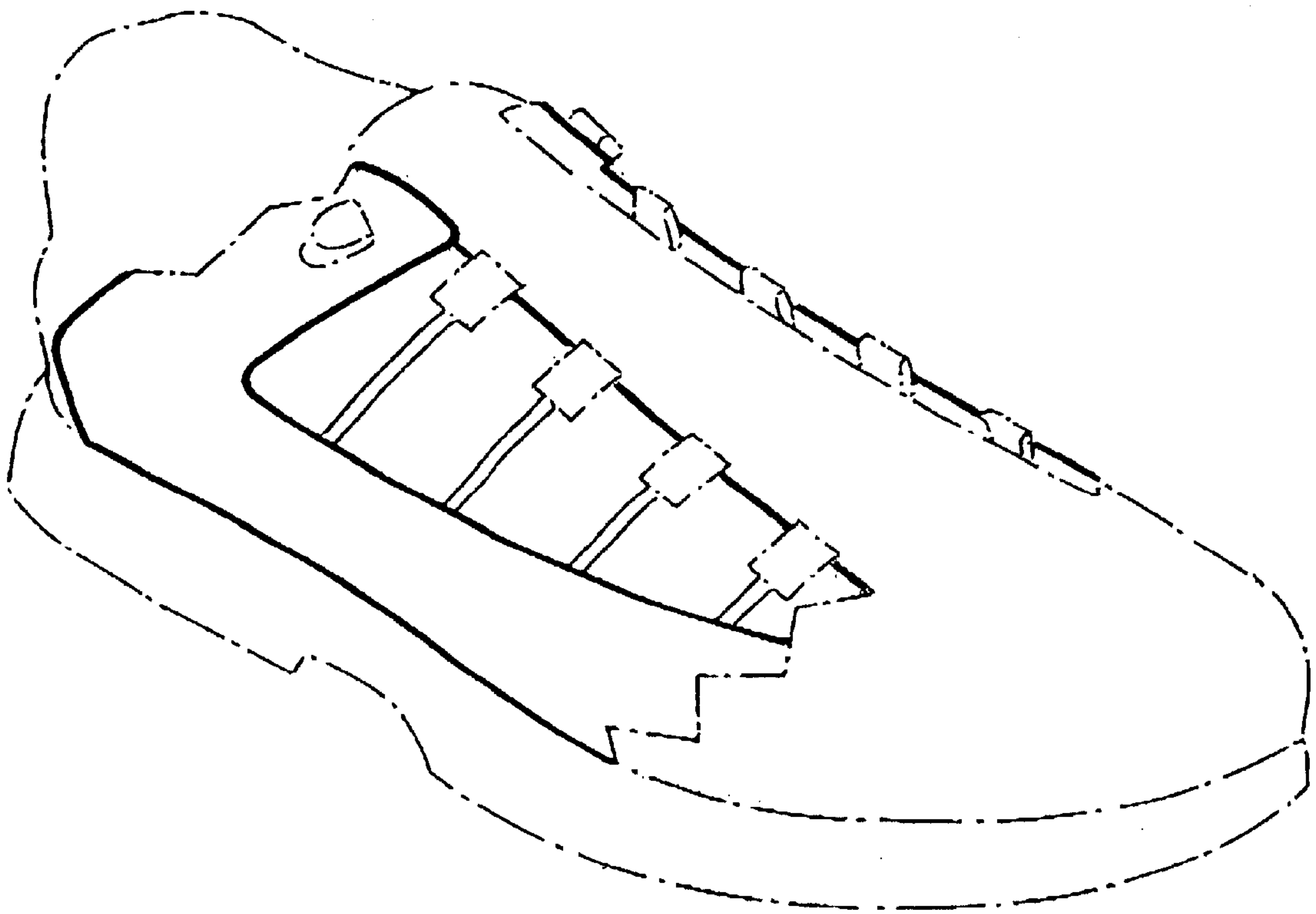


FIG. 1




FIG. 2

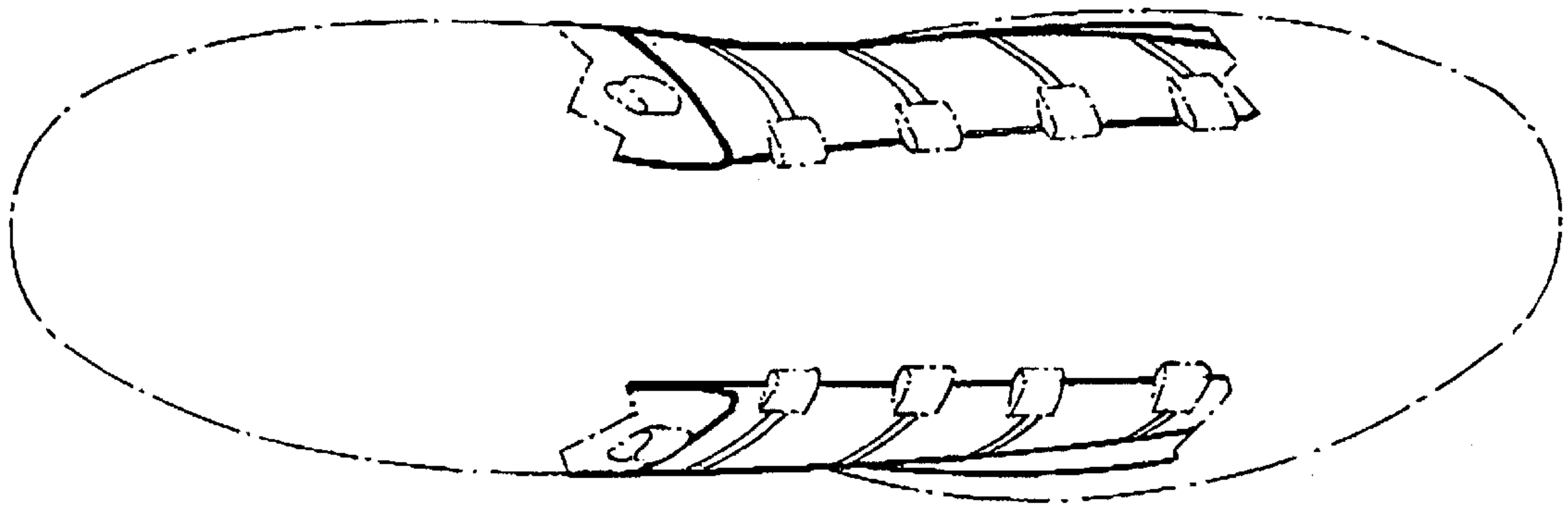


FIG. 3