



US00D482852S

(12) **United States Design Patent**
Belley et al.

(10) **Patent No.:** **US D482,852 S**

(45) **Date of Patent:** **** Dec. 2, 2003**

(54) **FOOTWEAR SOLE**

(75) Inventors: **Manon Belley**, Laval (CA); **Grant A. Urie**, Shelburne, VT (US); **Tuan Nguyen Le**, Portland, OR (US)

(73) Assignee: **Wolverine World Wide, Inc.**, Rockford, MI (US)

(**) Term: **14 Years**

(21) Appl. No.: **29/170,926**

(22) Filed: **Nov. 13, 2002**

(51) **LOC (7) Cl.** **02-04**

(52) **U.S. Cl.** **D2/957; D2/951; D2/954; D2/955; D2/960**

(58) **Field of Search** **D2/946-949, 951-962, D2/967, 977; 36/3 B, 22 R, 25 R, 30 R, 32 A, 32 R, 59 R, 67 A, 67 B**

(56) **References Cited**

U.S. PATENT DOCUMENTS

- 1,120,082 A * 12/1914 Rhodes
- D99,934 S * 6/1936 Fowler
- 2,234,542 A * 3/1941 Anderson
- 3,100,354 A * 8/1963 Lombard et al.
- 4,223,457 A * 9/1980 Borgeas 36/35 B
- D373,674 S * 9/1996 Dolinsky D2/956
- D391,045 S * 2/1998 Assous D2/954
- D394,941 S * 6/1998 Link D2/955
- D395,743 S * 7/1998 Ryan D2/960
- 6,098,316 A * 8/2000 Hong 36/97
- D439,730 S * 4/2001 Merceron D2/952
- D442,358 S * 5/2001 Nason D2/960

- D443,974 S * 6/2001 Schelling D2/947
- 6,389,712 B1 * 5/2002 Schelling 36/15
- D458,740 S * 6/2002 McClaskie D2/957
- D471,347 S * 3/2003 Haas et al. D2/953
- D472,038 S * 3/2003 Meynard D2/956

OTHER PUBLICATIONS

Clark's Shoe (unknown date; reference available before filing date of present application, Nov. 13, 2002).
Hy-Test 1998 Catalog, p. 69.

* cited by examiner

Primary Examiner—Celia Murphy

(74) *Attorney, Agent, or Firm*—Warner Norcross & Judd LLP

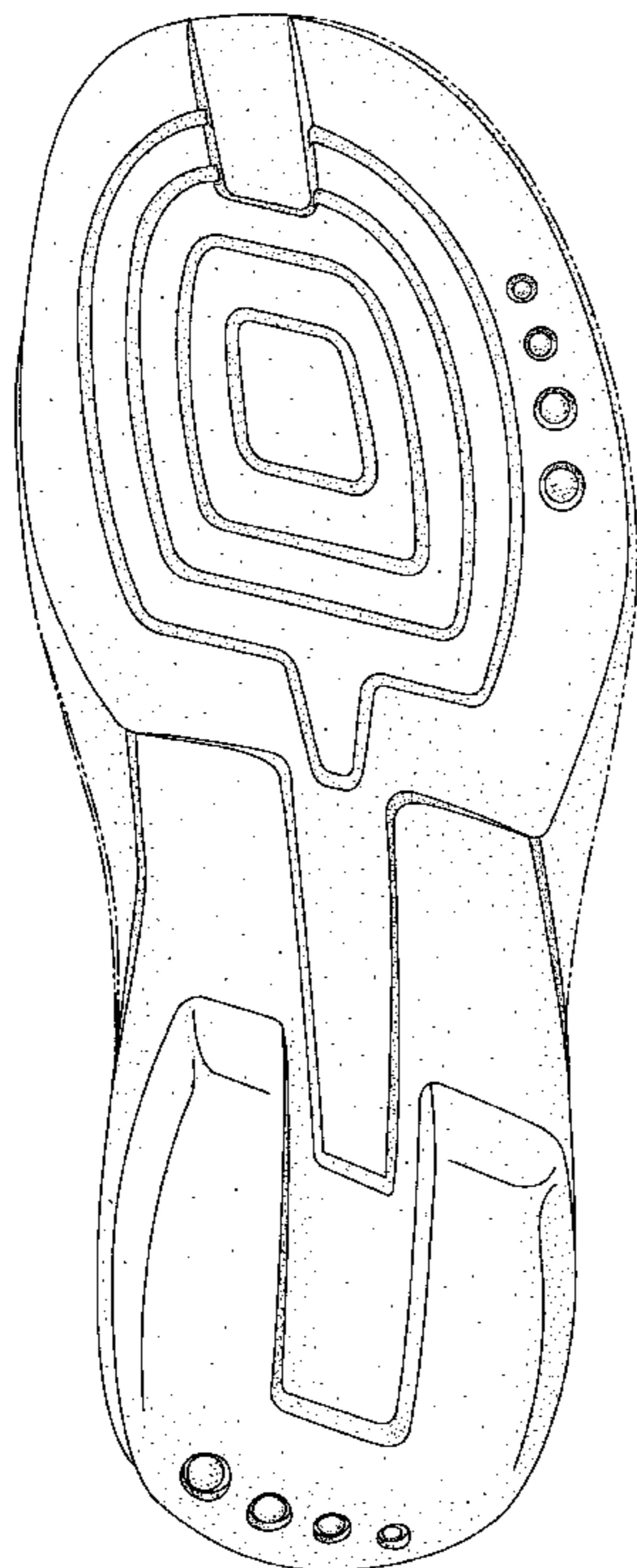
(57) **CLAIM**

The ornamental design for footwear sole, as shown and described.

DESCRIPTION

FIG. 1 is a perspective view of a footwear sole embodying our new design;
FIG. 2 is a bottom plan view thereof;
FIG. 3 is a right side elevational view thereof;
FIG. 4 is a left side elevational view thereof;
FIG. 5 is a front elevational view thereof; and,
FIG. 6 is a rear elevational view thereof.
FIGS. 1-6 show portions of an upper and a midsole in broken lines. The upper and midsole are shown for environmental purposes and do not form any part of the claimed design.

1 Claim, 4 Drawing Sheets



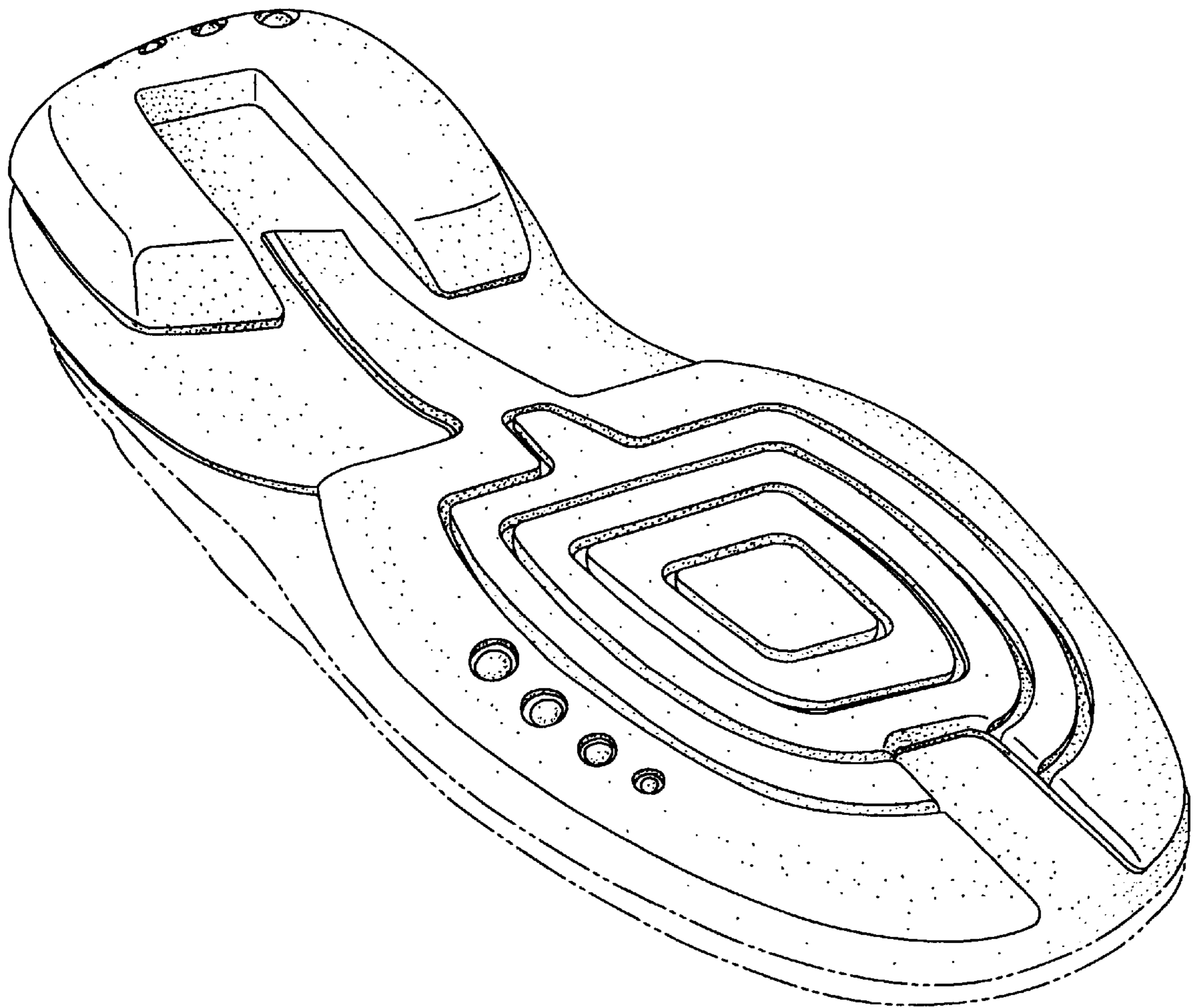


Fig. 1

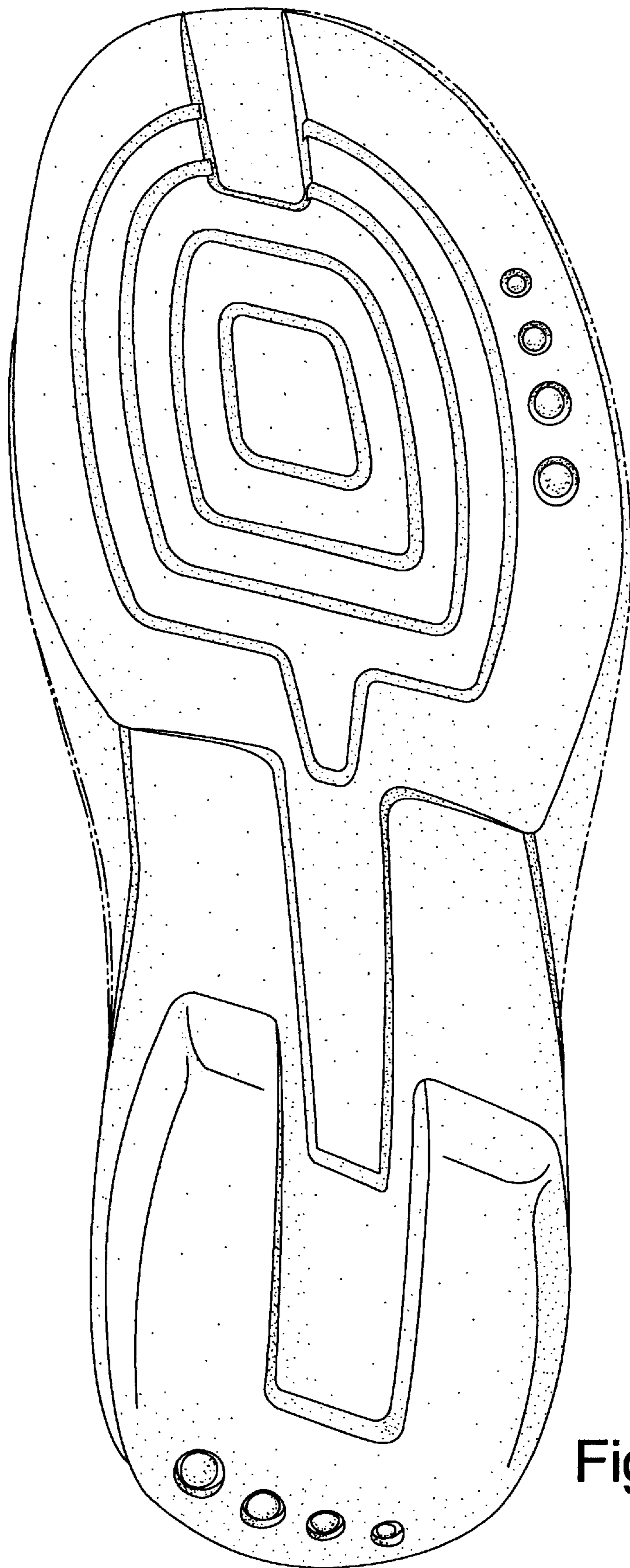


Fig. 2



Fig. 3




Fig. 4

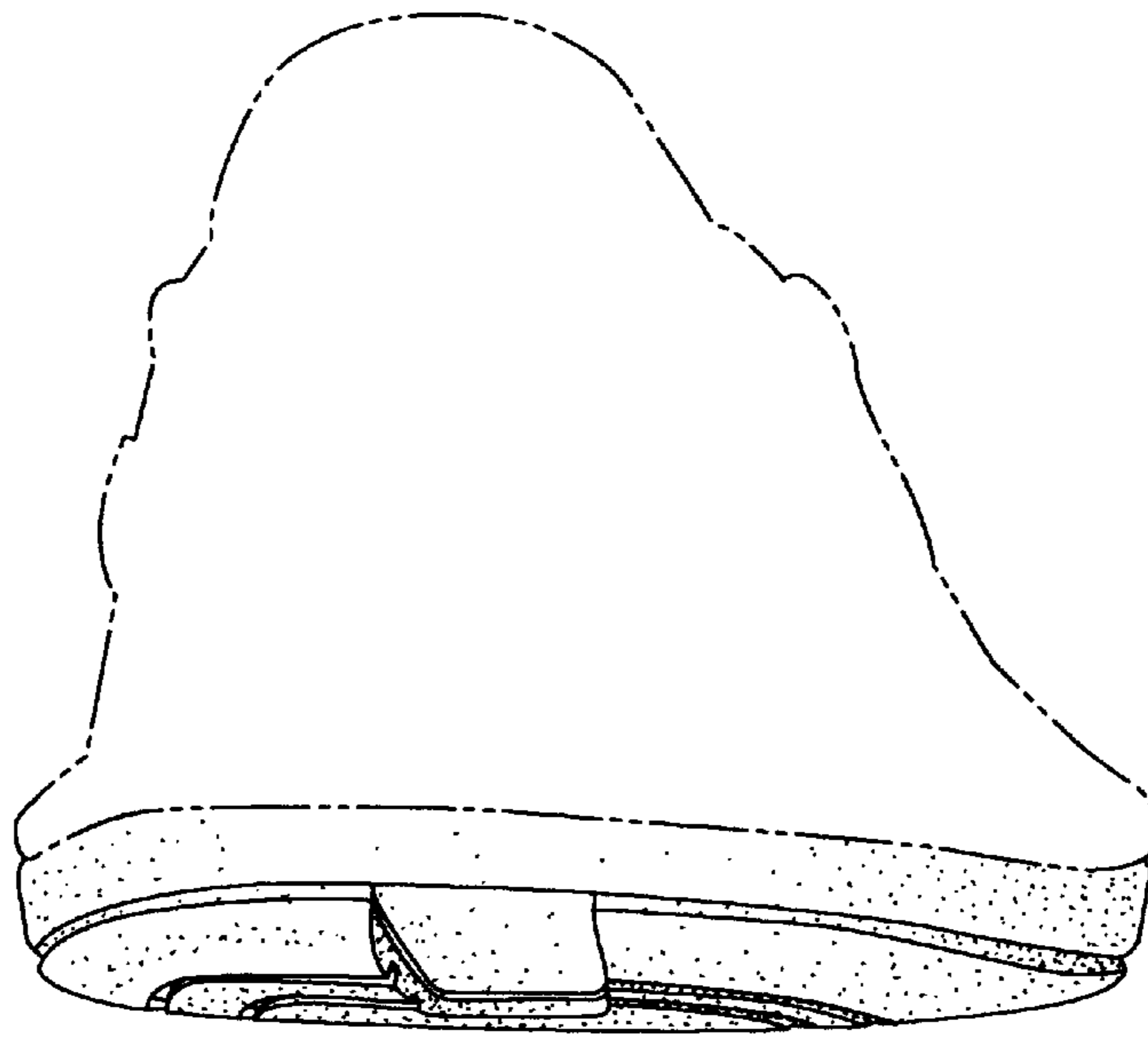


Fig. 5

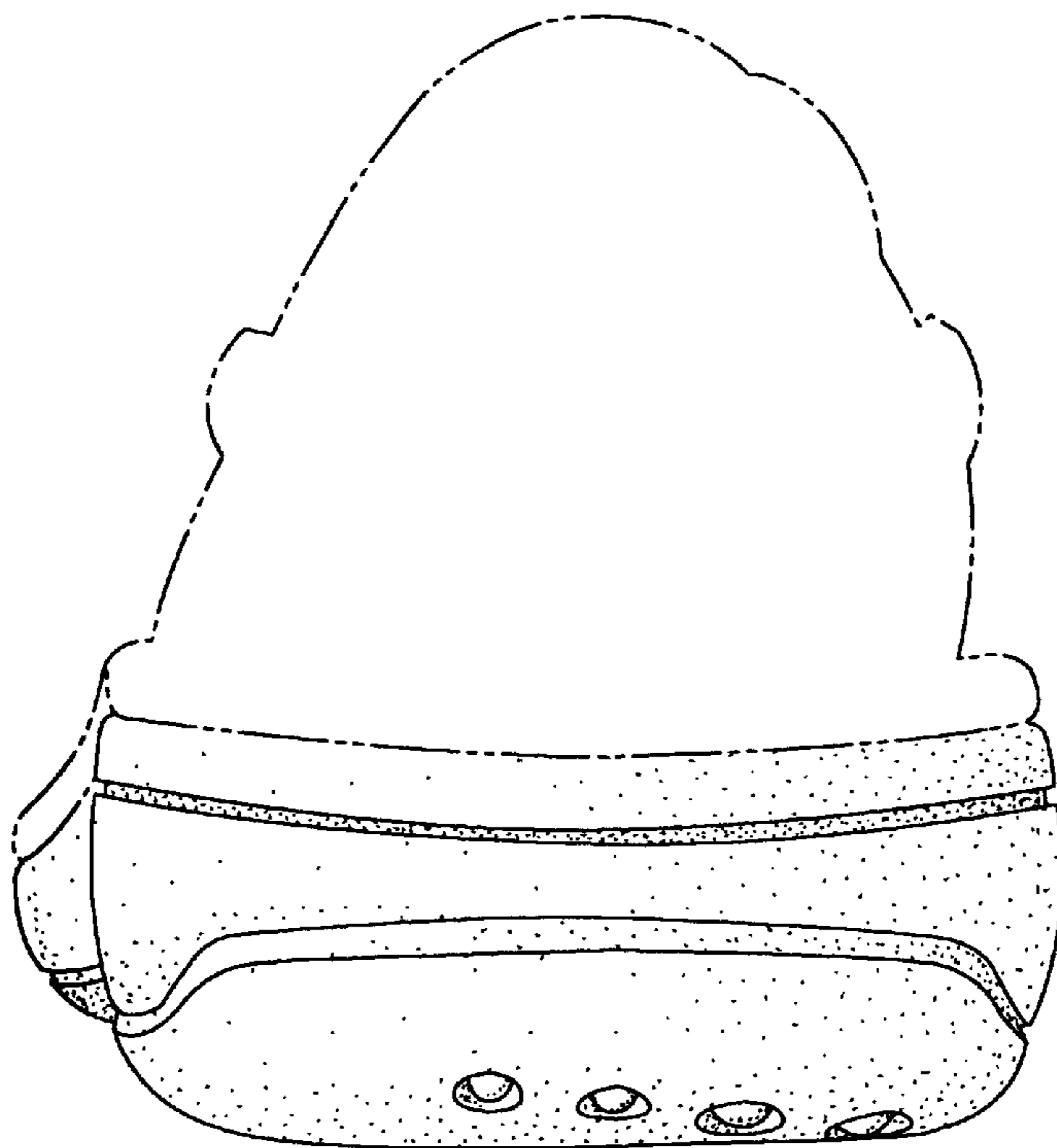


Fig. 6