



US00D482847S

(12) **United States Design Patent**
Lee

(10) **Patent No.:** **US D482,847 S**

(45) **Date of Patent:** **** Dec. 2, 2003**

(54) **GEAR HAT**

(76) Inventor: **Timothy Earl Lee**, 9113 Crosstimbers Rd., Flower Mound, TX (US) 75022-6443

(**) Term: **14 Years**

(21) Appl. No.: **29/181,350**

(22) Filed: **May 9, 2003**

(51) **LOC (7) Cl.** **02-03**

(52) **U.S. Cl.** **D2/869**

(58) **Field of Search** D2/865, 869, 871, D2/875; 2/171, 181, 195.1, 209.11; D8/397, 399; 411/134, 957

D217,540 S	*	5/1970	Weise	D8/397
D273,561 S	*	4/1984	Ozaki et al.	D8/397
D278,883 S	*	5/1985	Friberg	D8/399
6,012,174 A		1/2000	Rech et al.	
D420,206 S		2/2000	Lawson	
D420,782 S		2/2000	Sandt et al.	
D422,399 S	*	4/2000	Flugger	D2/871
D458,438 S	*	6/2002	Volk et al.	D2/869

* cited by examiner

Primary Examiner—Doris V. Coles

Assistant Examiner—Mimosa De

(74) *Attorney, Agent, or Firm*—Kevin Mark Klughart

(57) **CLAIM**

The ornamental design for a gear hat, as shown and described.

(56) **References Cited**

U.S. PATENT DOCUMENTS

D23,917 S	*	12/1894	Lane et al.	D8/397
1,660,772 A	*	2/1928	Swenson	411/957
1,850,242 A	*	3/1932	Olson	411/957
2,559,833 A	*	7/1951	Stellin	411/957
D201,388 S	*	6/1965	Pick	D8/397
D203,947 S	*	3/1966	Pick	D8/397

DESCRIPTION

FIG. 1 is a top plan view of a gear hat showing my new design;
FIG. 2 is a perspective view thereof with hat top extended;
and,
FIG. 3 is an exploded view of FIG. 2.

1 Claim, 3 Drawing Sheets




FIG. 1

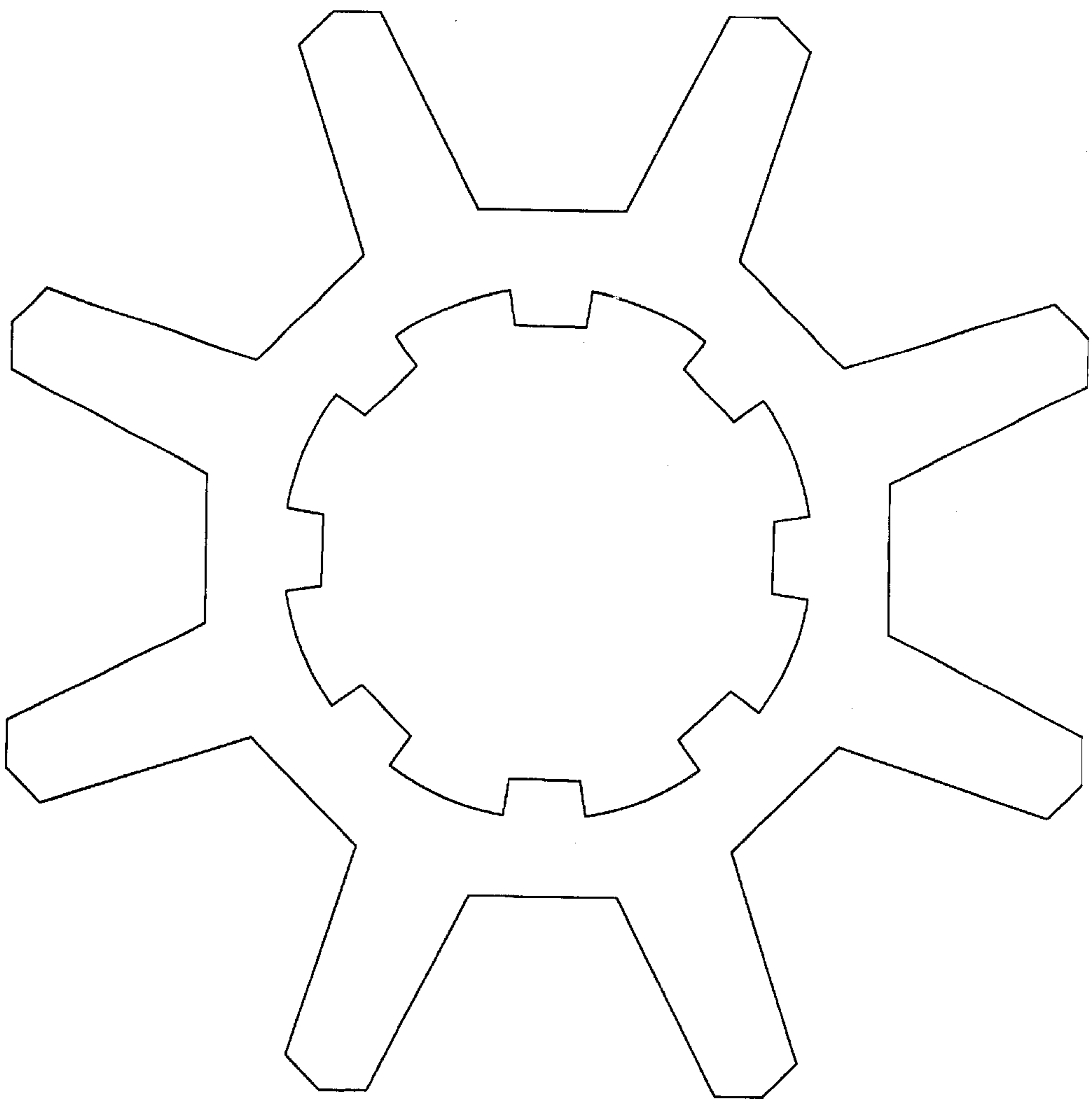


FIG. 2




FIG. 3

