



US00D482831S

(12) **United States Design Patent**
Lemos

(10) **Patent No.:** **US D482,831 S**

(45) **Date of Patent:** **** Nov. 25, 2003**

(54) **GROCERY BAG HOLDER DEVICE**

(76) **Inventor:** **George M. Lemos**, 2819 Stanford, Fort Collins, CO (US) 80525

(**) **Term:** **14 Years**

(21) **Appl. No.:** **29/163,519**

(22) **Filed:** **Jul. 9, 2002**

(51) **LOC (7) Cl.** **34-99**

(52) **U.S. Cl.** **D34/6**

(58) **Field of Search** D6/553, 567; D34/6; 248/100, 95, 98, 99, 101; D9/434; 211/13.1

(56) **References Cited**

U.S. PATENT DOCUMENTS

2,305,863 A	*	12/1942	Ginter	248/100
D137,712 S	*	4/1944	Miano	D9/434
4,669,689 A		6/1987	Jones		
4,695,020 A		9/1987	Collins		
4,705,249 A	*	11/1987	Edwards	248/101
D303,305 S	*	9/1989	Deacon	D34/6
4,997,149 A	*	3/1991	Koch	248/100
5,018,637 A		5/1991	Miller		
5,160,103 A	*	11/1992	Breitenstein	248/100
5,222,702 A		6/1993	Olmos		

5,246,190 A	9/1993	Swirkal
5,480,113 A	1/1996	Hachenberg
5,639,051 A	6/1997	Surbeck
5,915,584 A	6/1999	Sposit et al.

* cited by examiner

Primary Examiner—Brian N. Vinson

(74) *Attorney, Agent, or Firm*—Tipton L. Randall

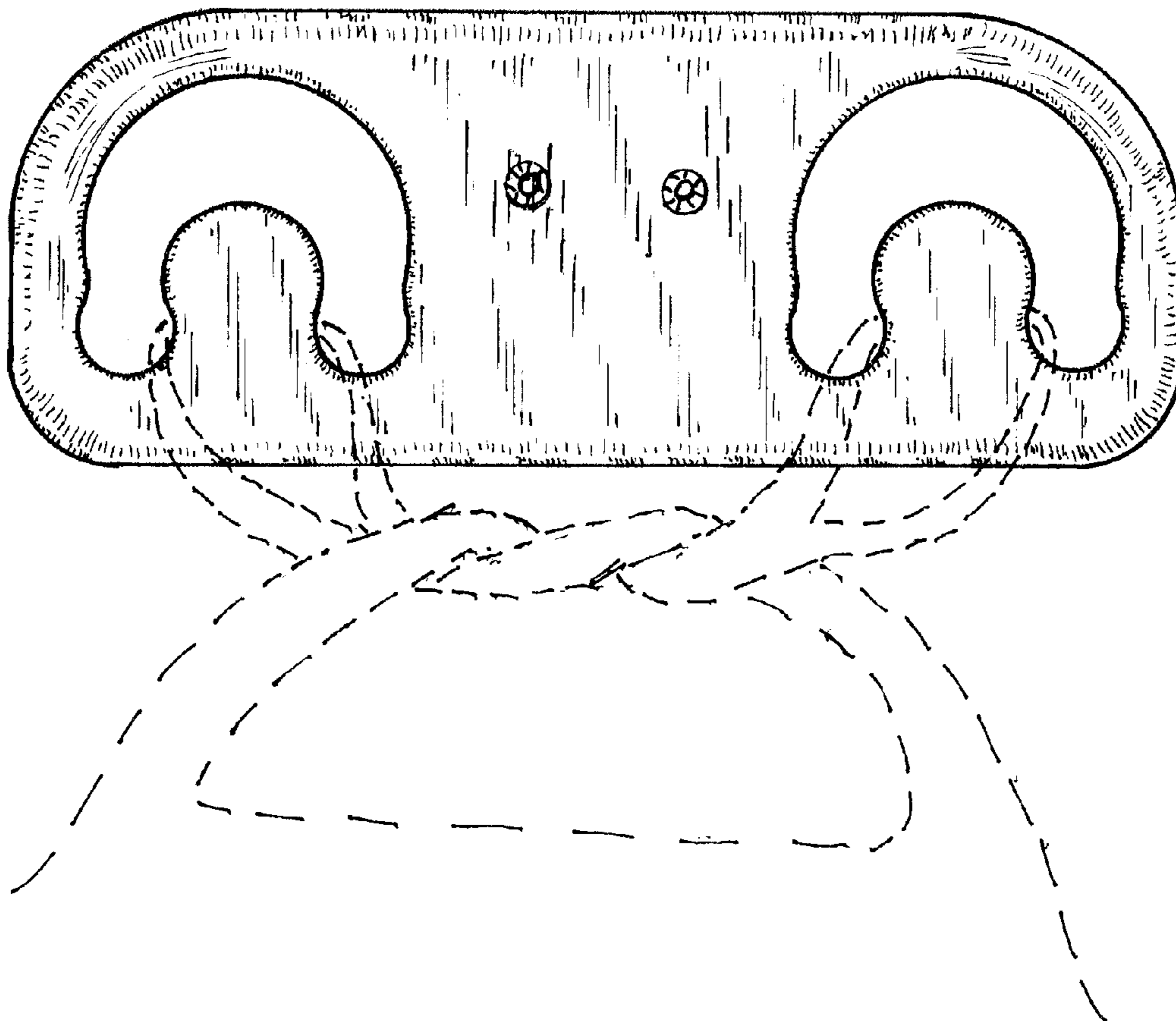
(57) **CLAIM**

The ornamental design for a grocery bag holder device, as shown.

DESCRIPTION

FIG. 1 is a front plan view of a grocery bag holder device showing my new design;
 FIG. 2 is a top plan view thereof;
 FIG. 3 is a bottom plan view thereof;
 FIG. 4 is a right plan view thereof;
 FIG. 5 is a left plan view thereof;
 FIG. 6 is a rear plan view thereof; and,
 FIG. 7 is a front perspective view thereof.
 The broken-line disclosure of a portion of a bag in the views is for illustrative purposes only and forms no part of the claimed design.

1 Claim, 7 Drawing Sheets



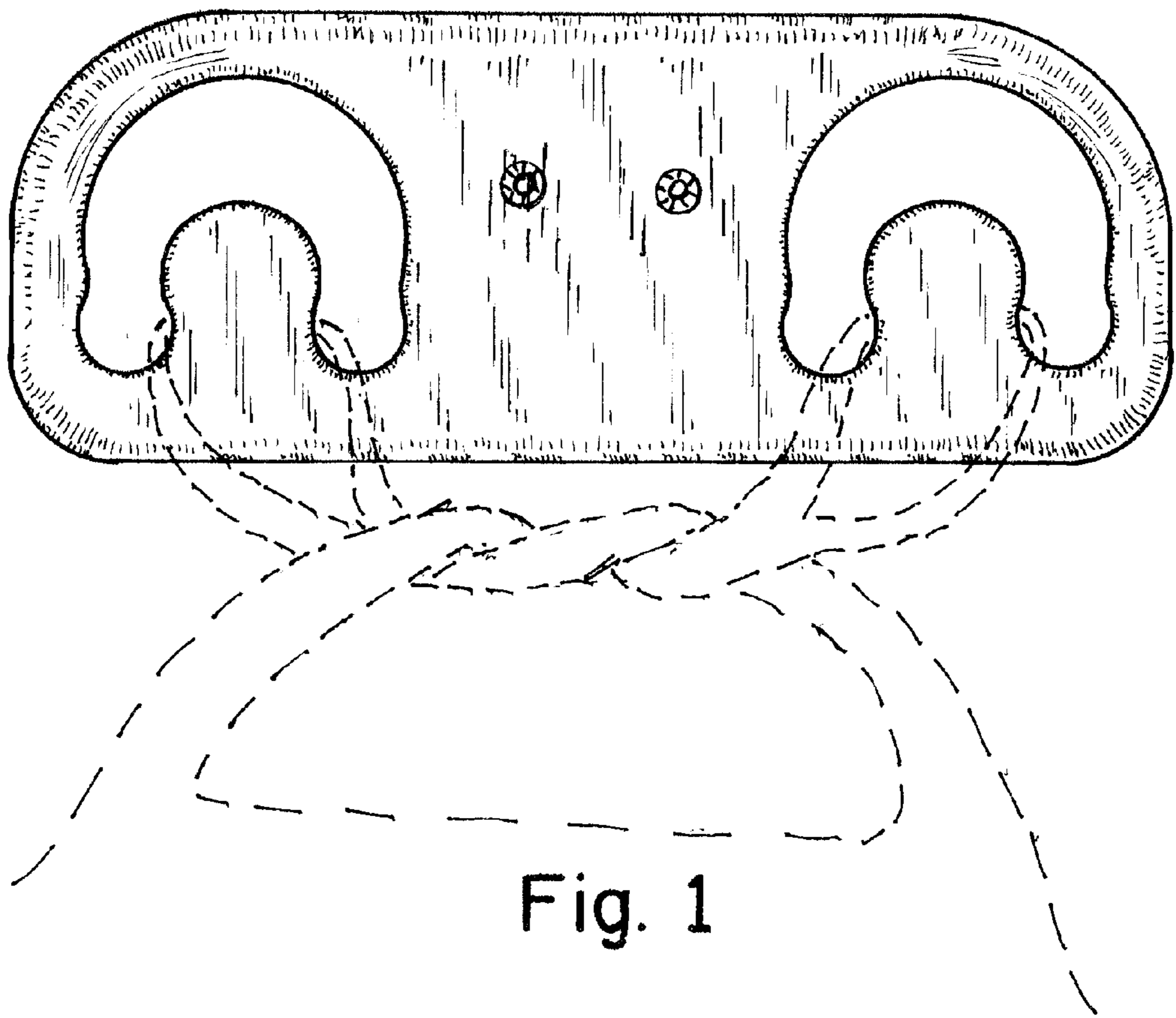


Fig. 1




Fig. 2



Fig. 3




Fig. 4

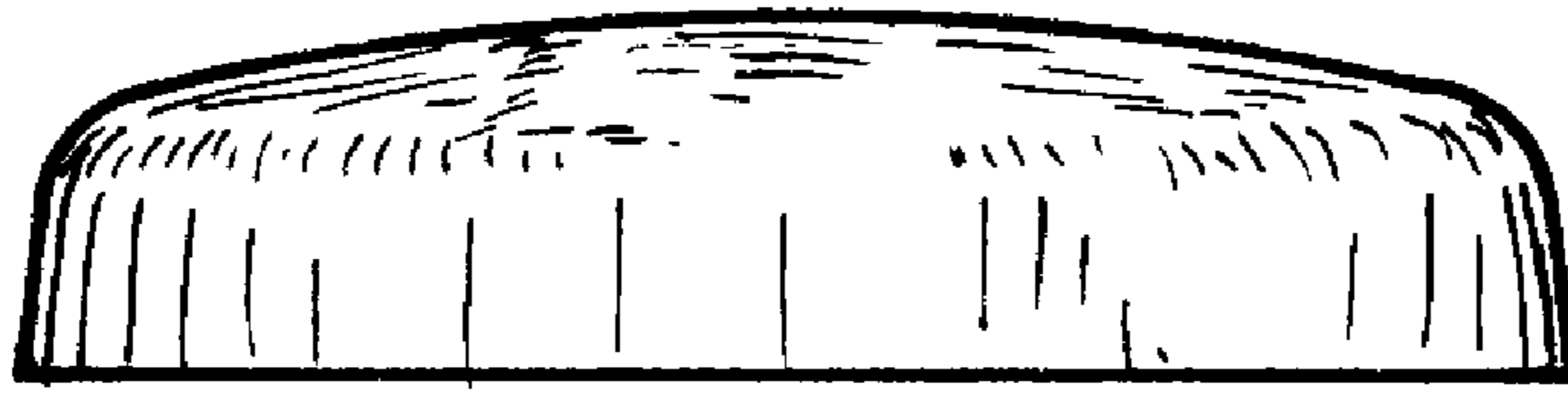


Fig. 5

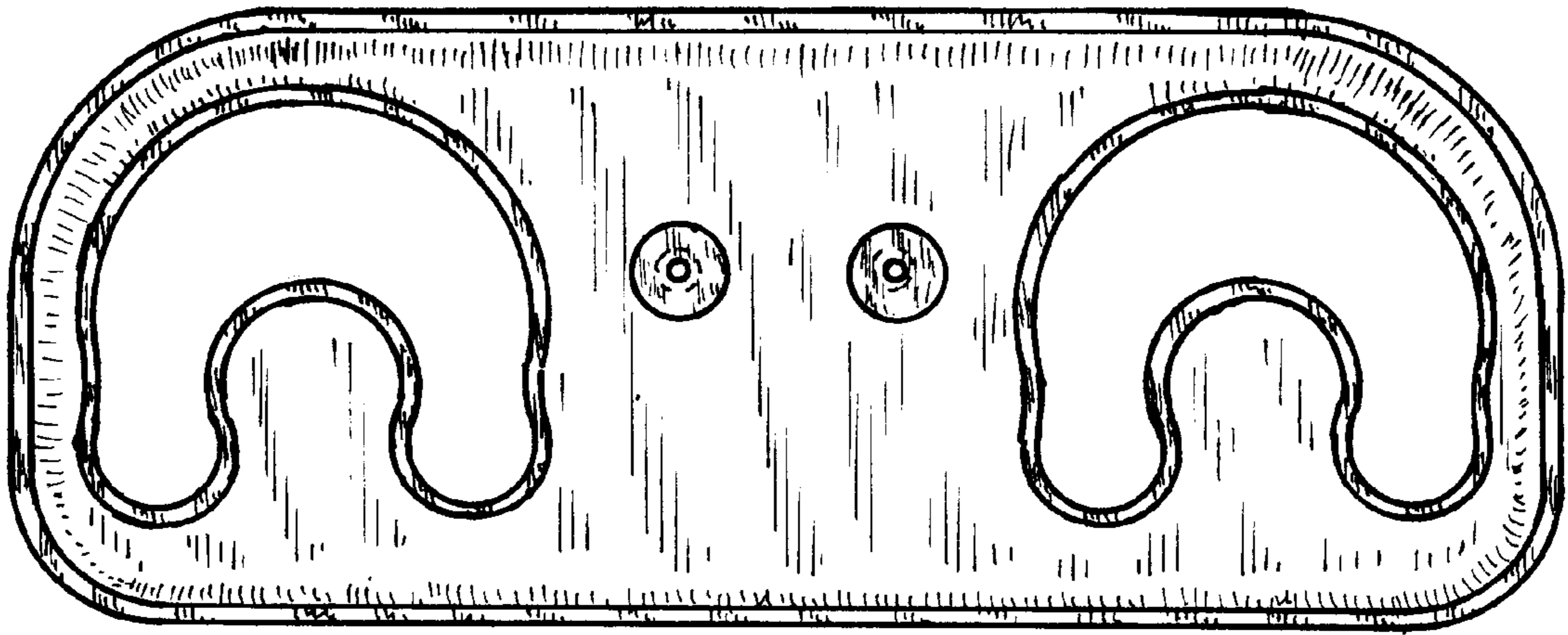


Fig. 6

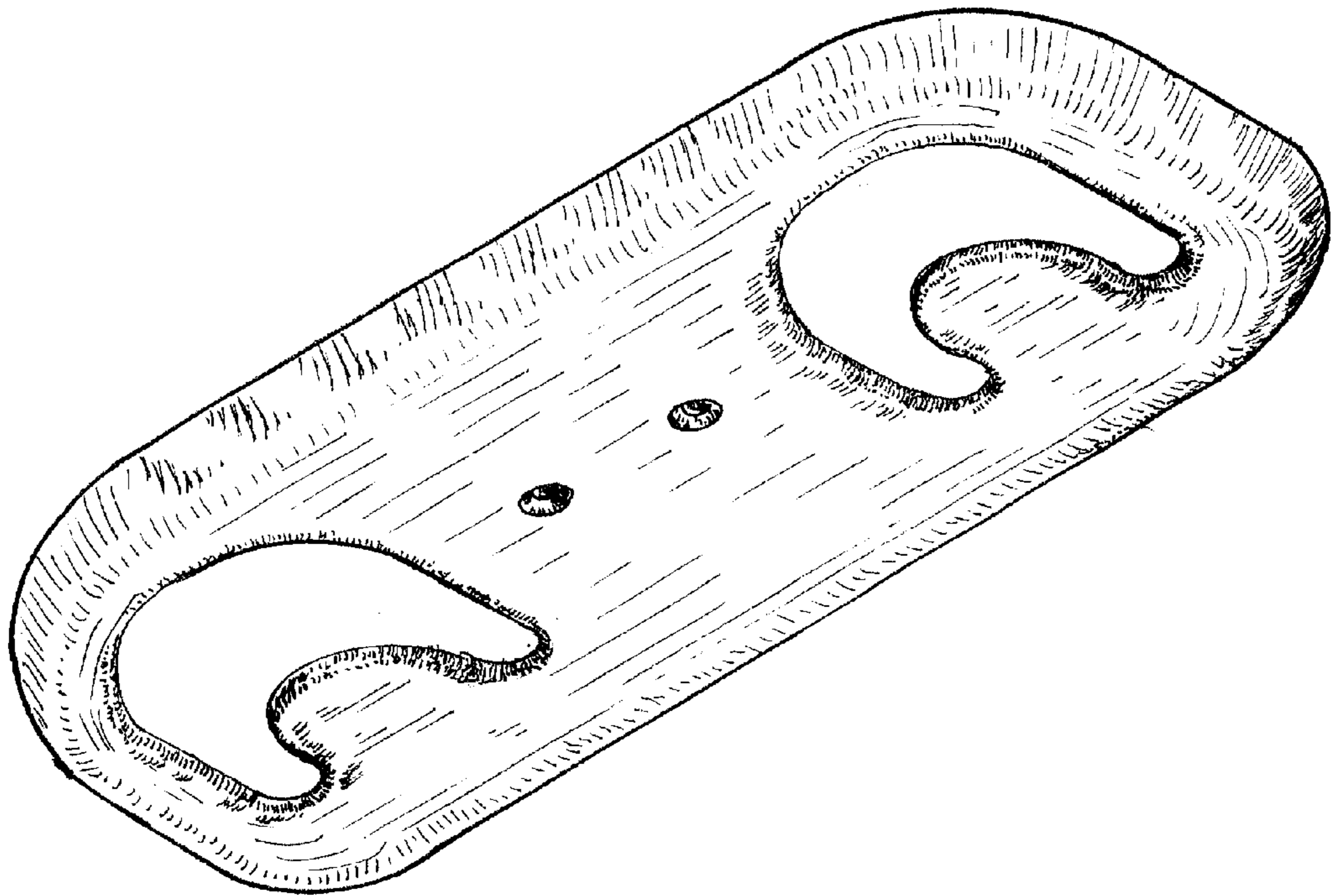


Fig. 7