



US00D482827S

(12) **United States Design Patent** (10) **Patent No.:** **US D482,827 S**  
**Storer et al.** (45) **Date of Patent:** **\*\* Nov. 25, 2003**

(54) **ABRASIVE MEDIA DUST COLLECTOR**

(75) Inventors: **Ron D. Storer**, Fullerton, CA (US);  
**Robert A. Robinson**, Glenwood, NM  
(US); **Lance G. Nord**, Huntington  
Beach, CA (US); **Stephen C.**  
**McGrady**, Hesperia, CA (US)

(73) Assignee: **Media Blast & Abrasives, Inc.**, Brea,  
CA (US)

(\*\*) Term: **14 Years**

(21) Appl. No.: **29/164,685**

(22) Filed: **Jul. 29, 2002**

(51) **LOC (7) Cl.** ..... **15-05**

(52) **U.S. Cl.** ..... **D32/21**

(58) **Field of Search** ..... D32/21-22, 15-16,  
D32/30-34, 38-39, 14; 15/347, 350-353,  
349, 335, 361; 55/337, 429, DIG. 3, 302,  
283, 303; 95/278, 280

4,330,400 A	5/1982	Schmidt	
4,336,040 A	6/1982	Haberi	
4,348,057 A	9/1982	Parenti et al.	
4,416,673 A	11/1983	Kirchen et al.	
4,543,111 A	9/1985	Muller et al.	
4,655,806 A	4/1987	Bowersox	
4,657,567 A	4/1987	Callgren et al.	
4,673,424 A *	6/1987	Range .....	55/356
4,792,382 A	12/1988	Lorenz et al.	
4,878,927 A	11/1989	Margraf	
4,984,397 A	1/1991	Van Leeuwen	
5,089,037 A *	2/1992	Marsolais .....	55/357
5,185,968 A	2/1993	Lyras	
5,221,300 A	6/1993	Hoogland et al.	
5,271,751 A	12/1993	Lagler	
D352,808 S *	11/1994	McNeil .....	D32/21
D361,177 S *	8/1995	Hoover .....	D32/15
5,584,901 A	12/1996	Bakharev et al.	
5,690,709 A	11/1997	Barnes	
D394,526 S *	5/1998	Strandell .....	D32/21
5,761,764 A *	6/1998	Fiegel et al. ....	15/353
5,800,246 A	9/1998	Tomioka	

(List continued on next page.)

**OTHER PUBLICATIONS**

User's Manual for a Dust Collector Mar. 1991.

*Primary Examiner*—Ruth McInroy

(74) *Attorney, Agent, or Firm*—Stetina Brunda Garred &  
Brucker

(57) **CLAIM**

The ornamental design for an abrasive media dust collector,  
as shown and described.

**DESCRIPTION**

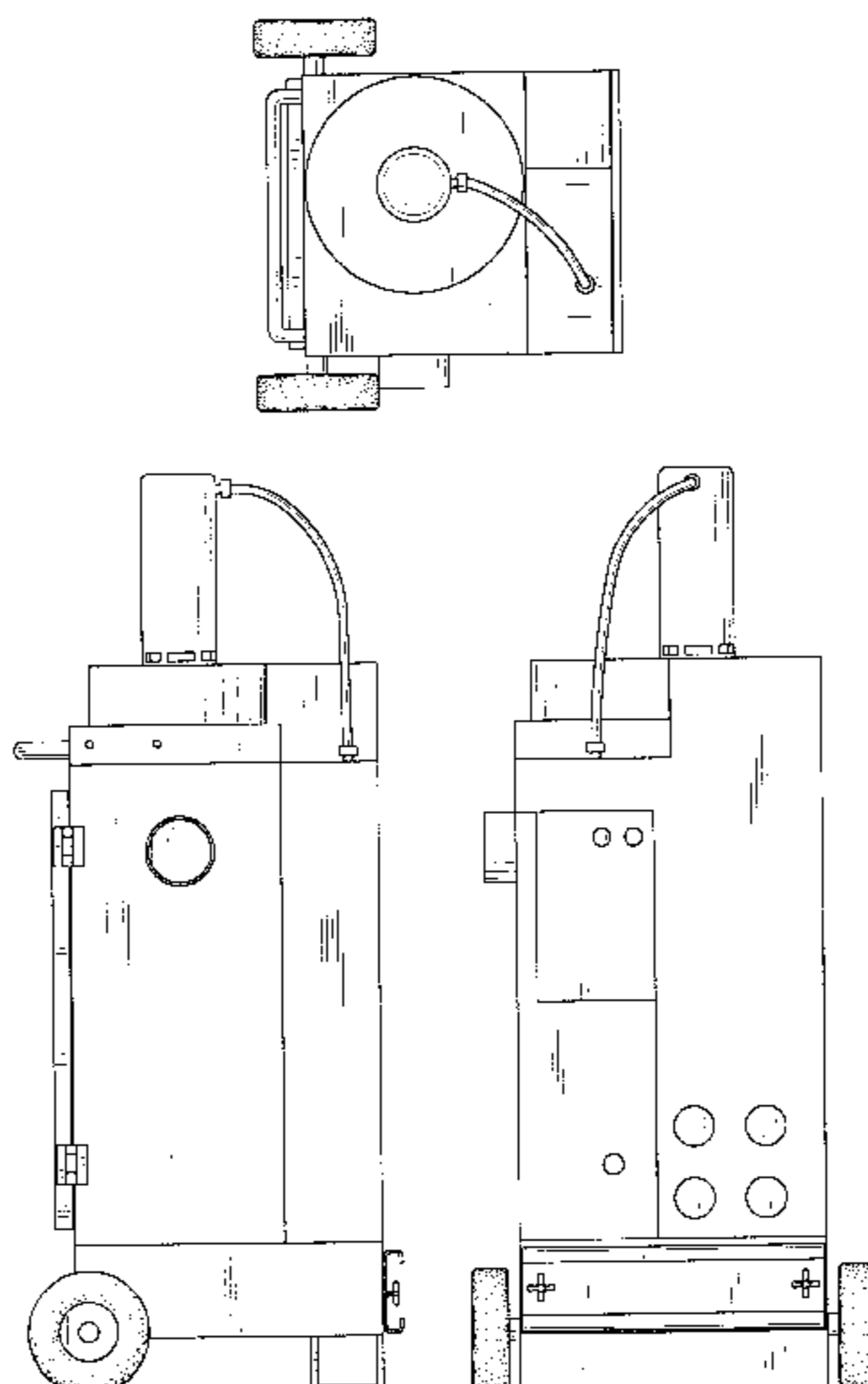
FIG. 1 is a top plan view of the abrasive media dust collector  
of the present invention showing our new design;  
FIG. 2 is a right side elevational view thereof;  
FIG. 3 is a front elevational view thereof;  
FIG. 4 is a left side elevational view thereof;  
FIG. 5 is a rear elevational view thereof; and,  
FIG. 6 is a bottom plan view thereof.

**1 Claim, 2 Drawing Sheets**

(56) **References Cited**

**U.S. PATENT DOCUMENTS**

D239,155 S *	3/1976	Kent et al. ....	D32/16
3,953,184 A	4/1976	Stockford et al.	
3,970,437 A	7/1976	Van Diepenbroek et al.	
4,026,687 A	5/1977	Berz	
4,047,907 A	9/1977	Knutsson et al.	
4,099,937 A	7/1978	Ufken et al.	
4,140,502 A	2/1979	Margraf	
4,144,043 A	3/1979	Johnston	
4,156,600 A	5/1979	Jacobson	
4,201,256 A	5/1980	Truhan	
4,202,142 A	5/1980	Van Fossen	
4,223,748 A	9/1980	Barendsen	
4,230,468 A	10/1980	Rebours et al.	
4,244,715 A	1/1981	Eisenbarth	
4,266,673 A	5/1981	Haidlen et al.	
4,272,260 A	6/1981	Klein et al.	
4,275,531 A	6/1981	Van Fossen	
4,285,707 A	8/1981	Pfenninger	
4,286,974 A	9/1981	Schminke et al.	



# US D482,827 S

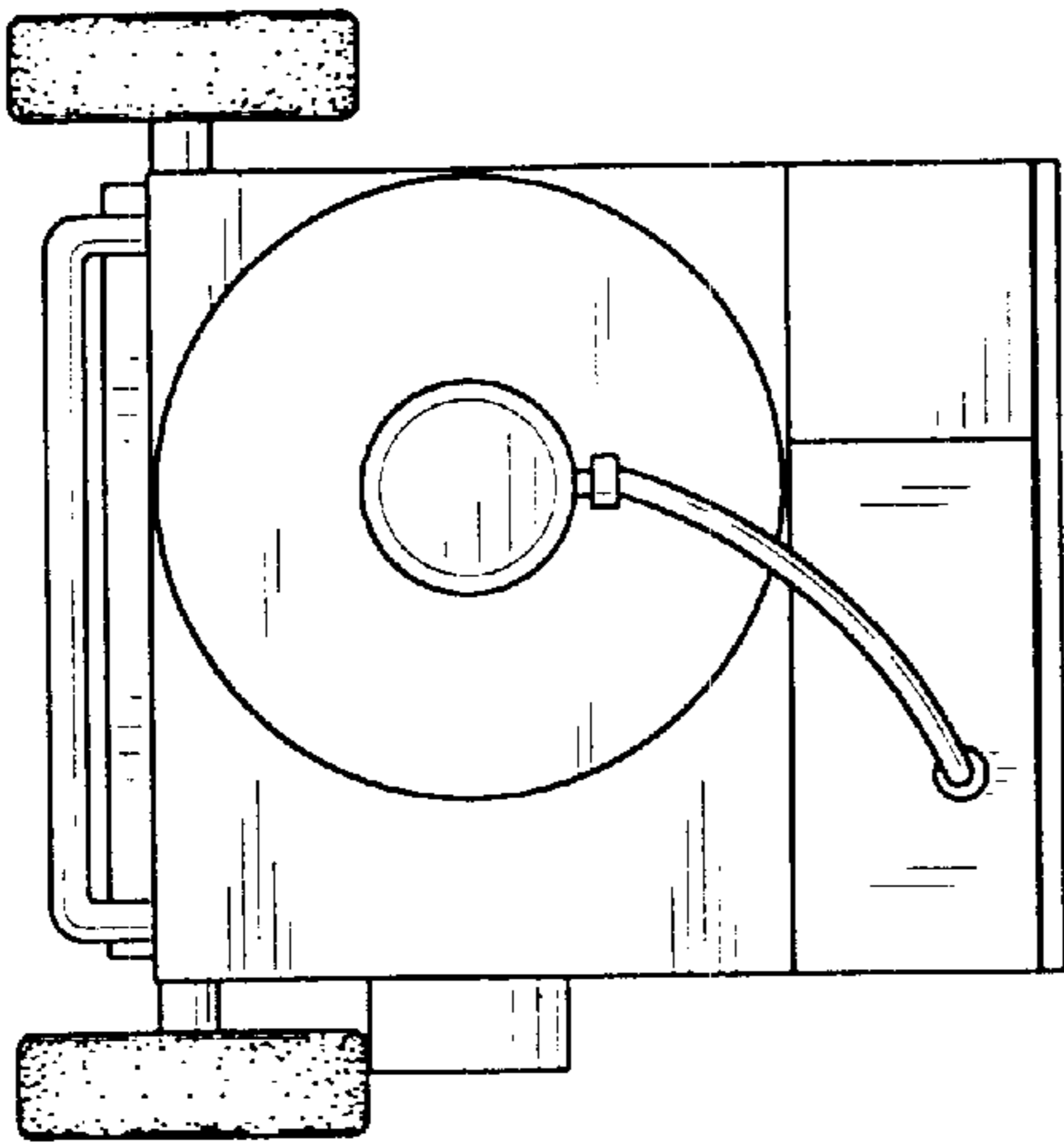
Page 2

---

## U.S. PATENT DOCUMENTS

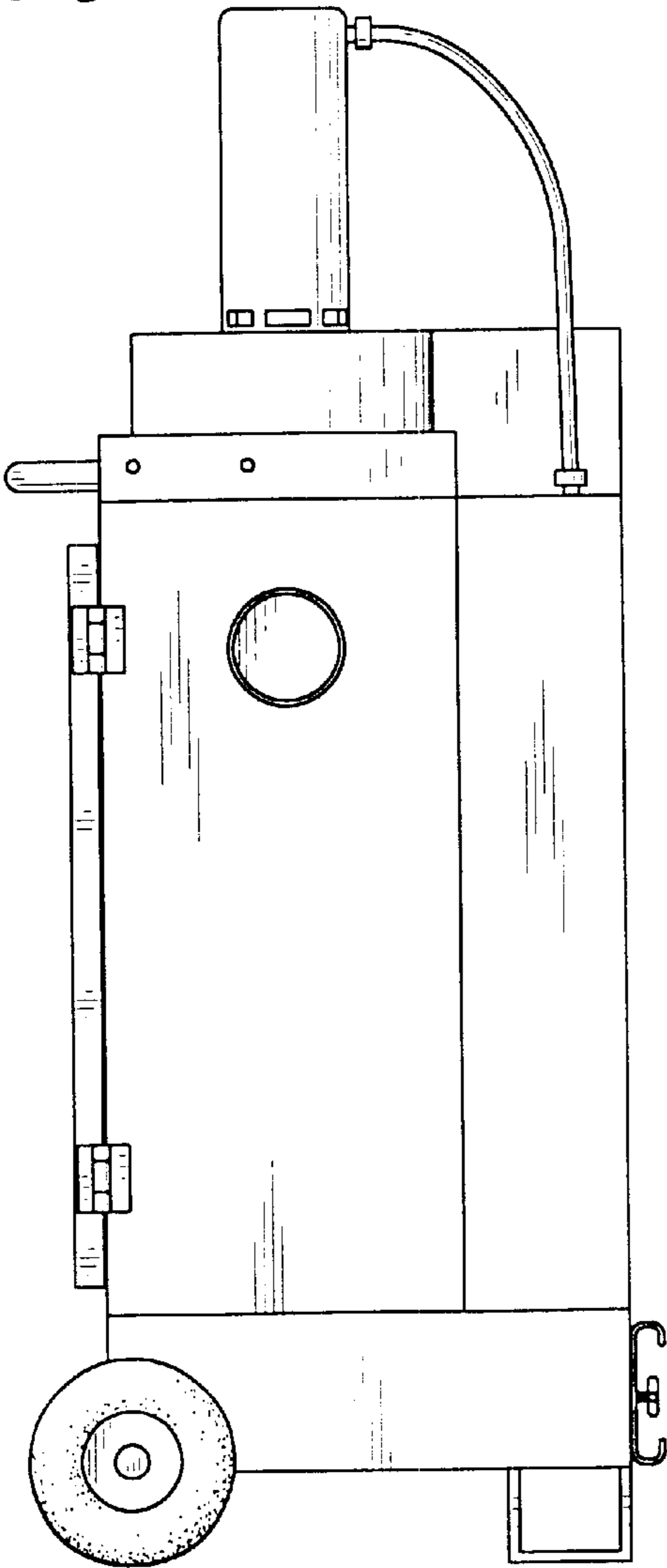
5,839,951 A	11/1998	Tomioka	6,224,645 B1	5/2001	Rydin et al.	
5,983,840 A	11/1999	Riccius et al.	6,254,362 B1	7/2001	Higuchi et al.	
6,051,054 A	4/2000	Ahman	6,319,295 B1	11/2001	Tojner	
6,195,837 B1	3/2001	Vanderlinden	6,521,051 B1 *	2/2003	Lutich .....	134/21

\* cited by examiner

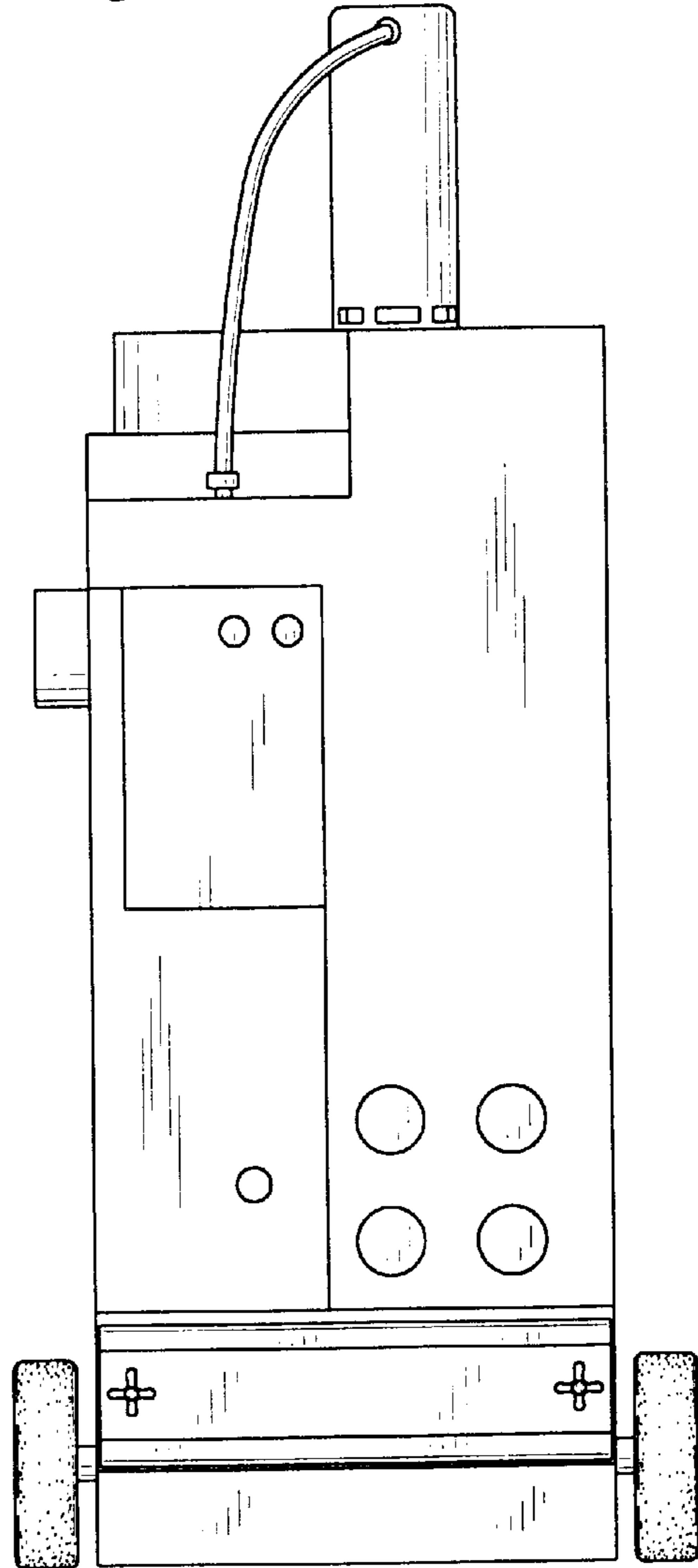


*Fig. 1*

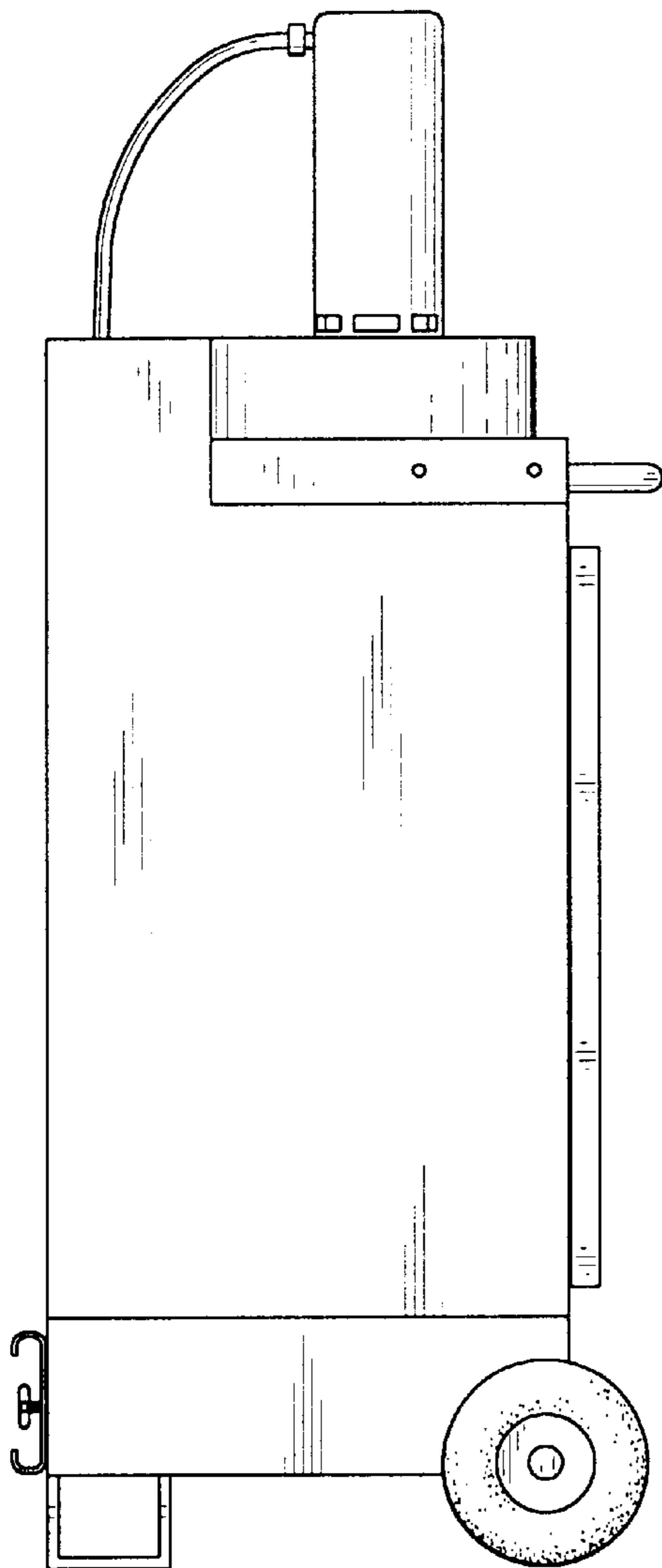
*Fig. 2*



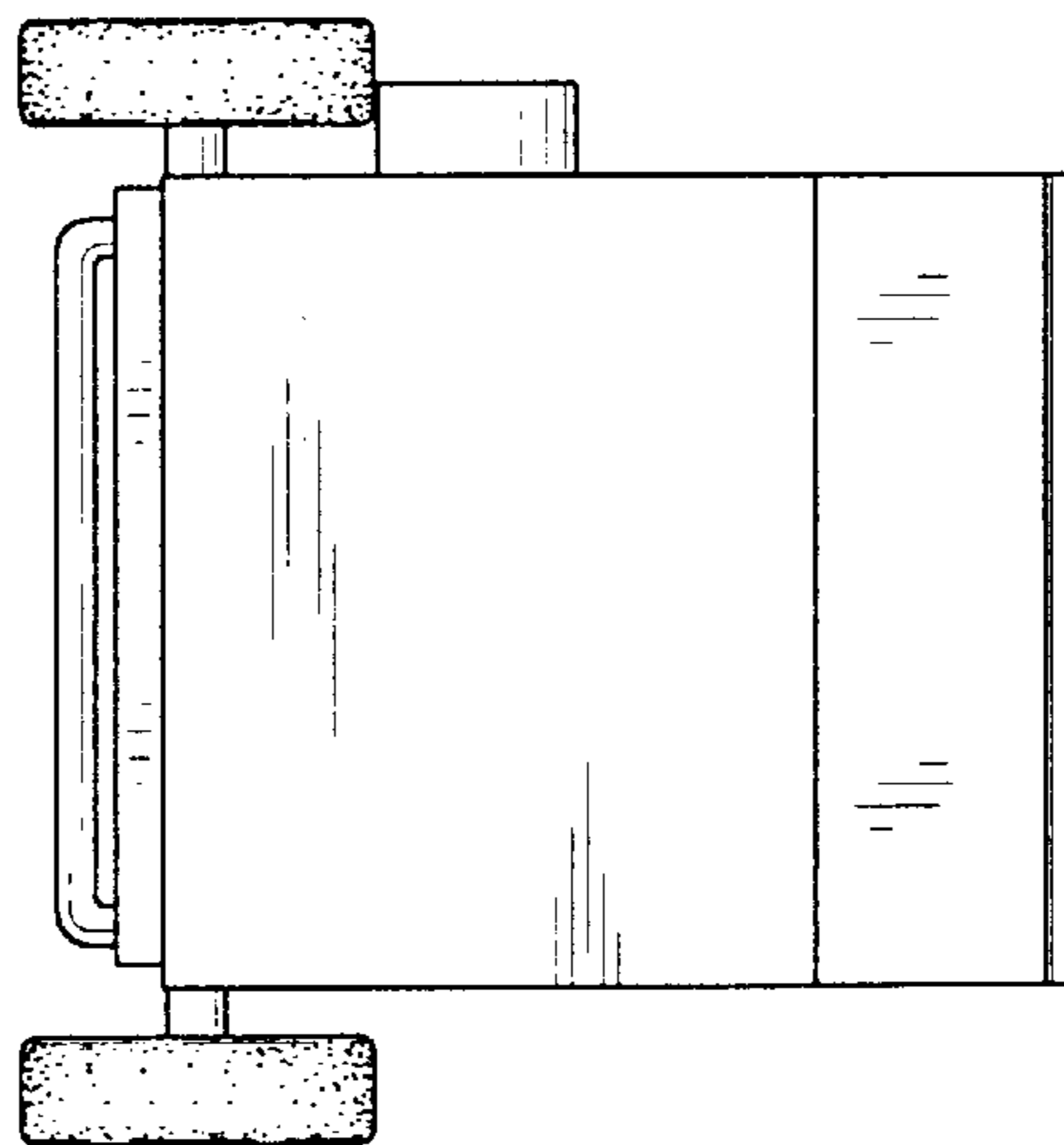
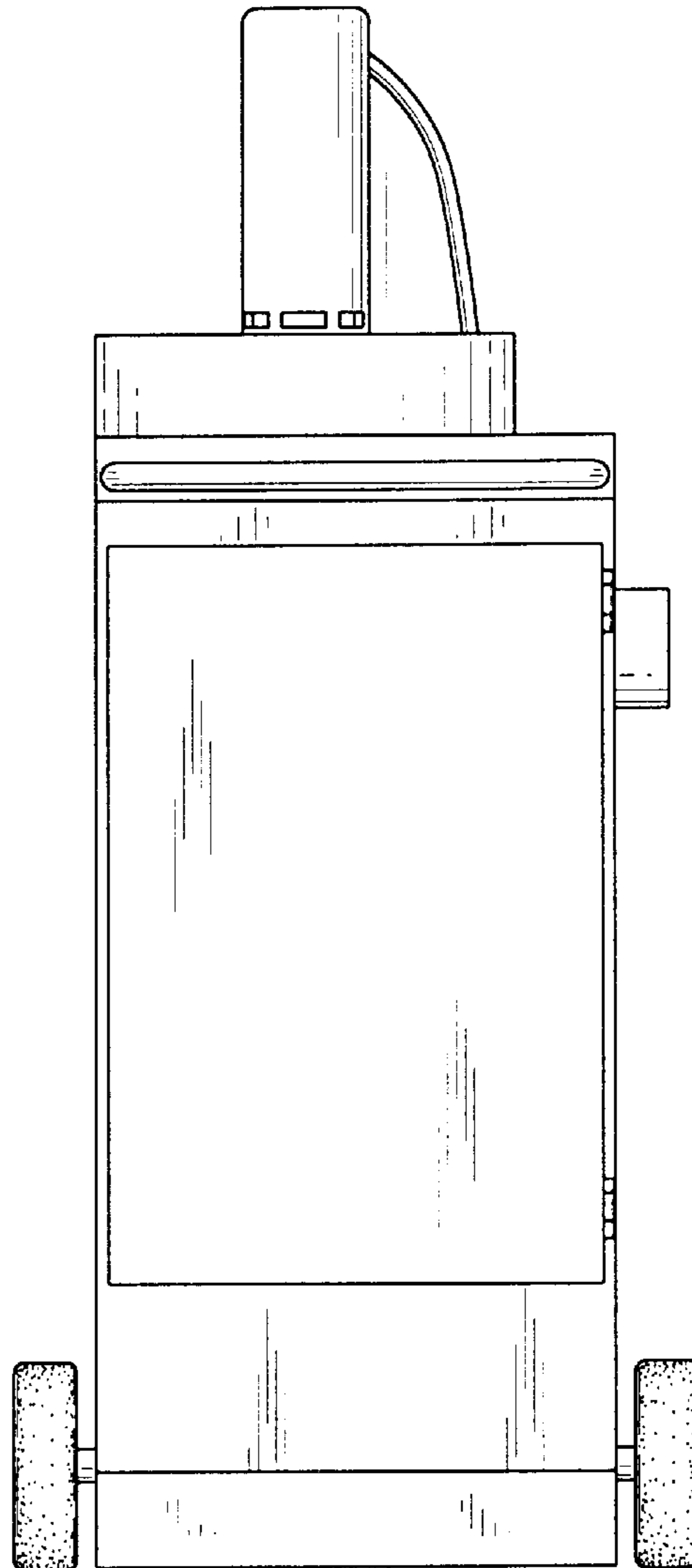
*Fig. 3*



*Fig. 4*



*Fig. 5*



*Fig. 6*