



US00D482824S

(12) **United States Design Patent**
Robinson

(10) **Patent No.:** **US D482,824 S**

(45) **Date of Patent:** **** Nov. 25, 2003**

(54) **HAND PRESSURE ABATEMENT APPARATUS
USABLE BY AN OPERATOR OF A POWER
TOOL**

(76) **Inventor:** **Josh M. Robinson**, 7252 W. County
Rd. 24H, Loveland, CO (US) 80538

(**) **Term:** **14 Years**

(21) **Appl. No.:** **29/176,957**

(22) **Filed:** **Feb. 28, 2003**

(51) **LOC (7) Cl.** **29-02**

(52) **U.S. Cl.** **D29/113**

(58) **Field of Search** D29/113, 115–118,
D29/123; D2/610, 617–623, 999; D24/190;
2/16, 19–20, 158–159, 161.1–161.8, 164–165

(56) **References Cited**

U.S. PATENT DOCUMENTS

| | | | |
|-------------|-----------|------------------|------------|
| 4,023,430 A | 5/1977 | Imamura | 74/412 |
| 4,140,446 A | 2/1979 | Fernstrom et al. | 418/270 |
| 4,374,439 A | 2/1983 | Norman | 2/161 |
| 4,383,336 A | 5/1983 | Beckman et al. | 2/158 |
| 4,458,416 A | 7/1984 | Hansson et al. | 30/168 |
| 4,624,016 A | * 11/1986 | Luevano | 2/19 |
| 4,632,103 A | * 12/1986 | Fabricant et al. | D24/192 X |
| 4,651,350 A | 3/1987 | Dawiedczyk | 2/158 |
| 4,691,387 A | 9/1987 | Lopez | 2/161 |
| 4,779,289 A | 10/1988 | Prouty | 2/161 |
| 4,808,469 A | 2/1989 | Hiles | 428/318.6 |
| 4,825,548 A | 5/1989 | Driggers | 30/276 |
| 5,027,910 A | 7/1991 | Honsa et al. | 173/162.2 |
| 5,031,640 A | 7/1991 | Spitzer | 128/878 |
| 5,050,596 A | 9/1991 | Walasek et al. | 128/381 |
| 5,054,562 A | 10/1991 | Honsa et al. | 173/139 |
| 5,150,475 A | 9/1992 | Hansen et al. | 2/16 |
| D341,424 S | * 11/1993 | Lurie | D24/190 X |
| 5,257,418 A | 11/1993 | Jaskiewicz | 2/20 |
| 5,285,529 A | * 2/1994 | Arena | 2/16 X |
| 5,329,638 A | 7/1994 | Hansen et al. | 2/16 |
| 5,330,249 A | 7/1994 | Weber et al. | 297/214 |
| 5,365,637 A | 11/1994 | Bodell et al. | 16/116 |
| D362,914 S | * 10/1995 | Mann | D24/190 |
| 5,575,051 A | 11/1996 | Moore | 29/243.523 |

| | | | |
|-------------|-----------|----------------|---------|
| 5,581,809 A | 12/1996 | Mah | 2/20 |
| 5,607,023 A | 3/1997 | Palm | 173/178 |
| 5,632,045 A | 5/1997 | Chase et al. | 2/161.6 |
| 5,640,712 A | 6/1997 | Hansen et al. | 2/20 |
| 5,653,643 A | 8/1997 | Falone et al. | 473/300 |
| 5,666,667 A | 9/1997 | Hook, Jr. | 2/159 |
| D387,503 S | * 12/1997 | Ho | D29/113 |
| 5,829,061 A | 11/1998 | Visgil et al. | 2/161.6 |
| 5,933,868 A | 8/1999 | Bender | 2/161.1 |
| 5,975,862 A | 11/1999 | Arahata et al. | 417/234 |
| D463,566 S | * 9/2002 | Slautterback | D24/190 |
| D465,617 S | * 11/2002 | DeLaup | D29/113 |
| D468,434 S | * 1/2003 | Slaughterback | D24/190 |

* cited by examiner

Primary Examiner—Louis S. Zarfaz

Assistant Examiner—Robert A Delehanty

(74) *Attorney, Agent, or Firm*—Santangelo Law Offices
P.C.; Alfred K. Wiedmann, Jr.

(57) **CLAIM**

The ornamental design for a hand pressure abatement apparatus usable by an operator of a power tool, as shown and described.

DESCRIPTION

FIG. 1 is a front plan view of a first embodiment of a hand pressure abatement apparatus usable by an operator of a power tool, in a disengaged configuration.

FIG. 2 is a front plan view of a second embodiment thereof;

FIG. 3 is a front plan view of a third embodiment thereof;

FIG. 4 is a front plan view of a fourth embodiment thereof;

FIG. 5 is a front plan view of a fifth embodiment thereof;

FIG. 6 is a front plan view of a sixth embodiment thereof;

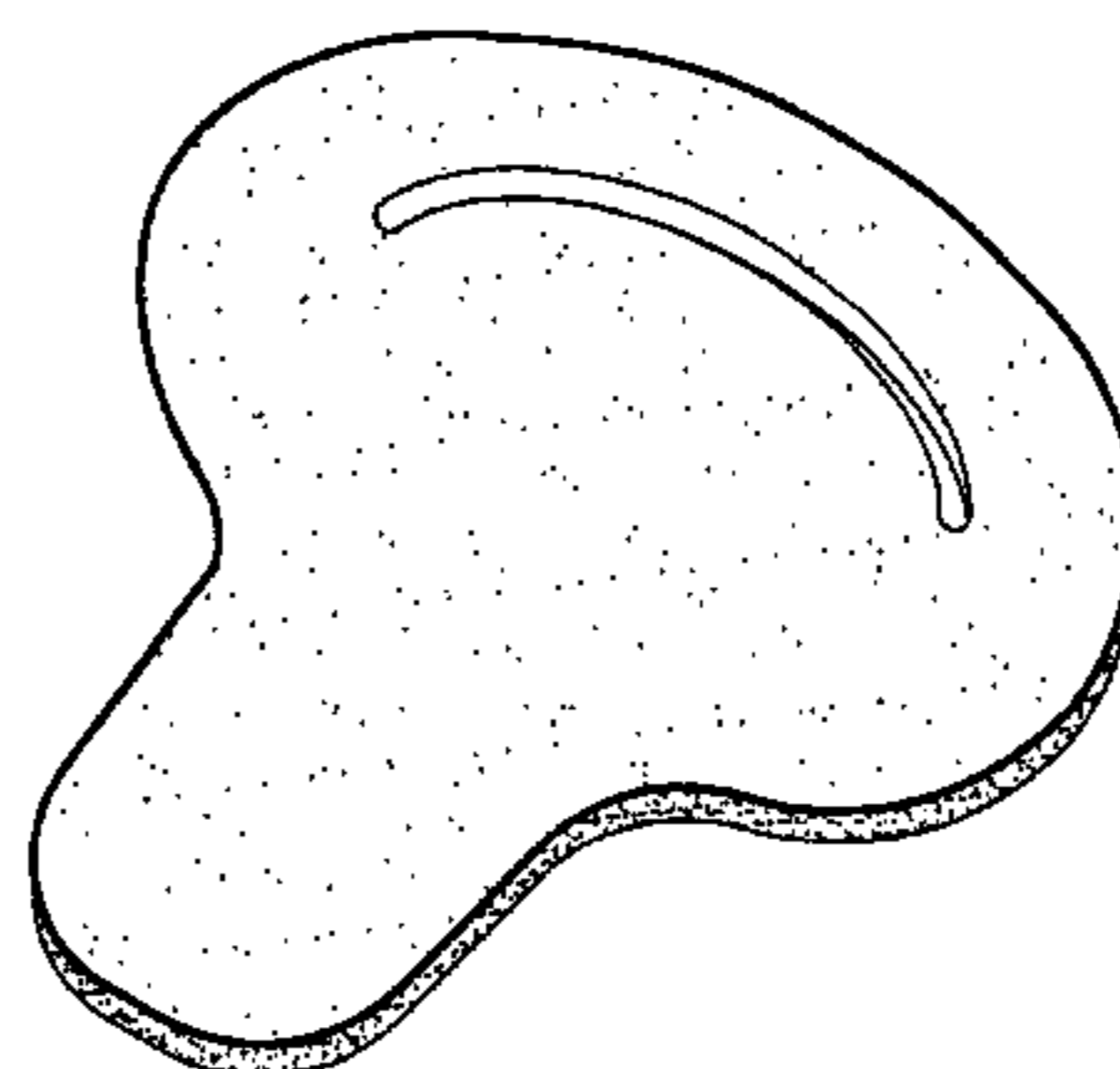
FIG. 7 is a top side view of the embodiments shown in FIGS. 4–6 thereof;

FIG. 8 is a side side view of the embodiment shown in FIGS. 1–6 thereof;

FIG. 9 is a bottom side view of the embodiments shown in FIGS. 1–6 thereof; and,

FIG. 10 is a top perspective view of the embodiment shown in FIG. 2 thereof.

1 Claim, 3 Drawing Sheets



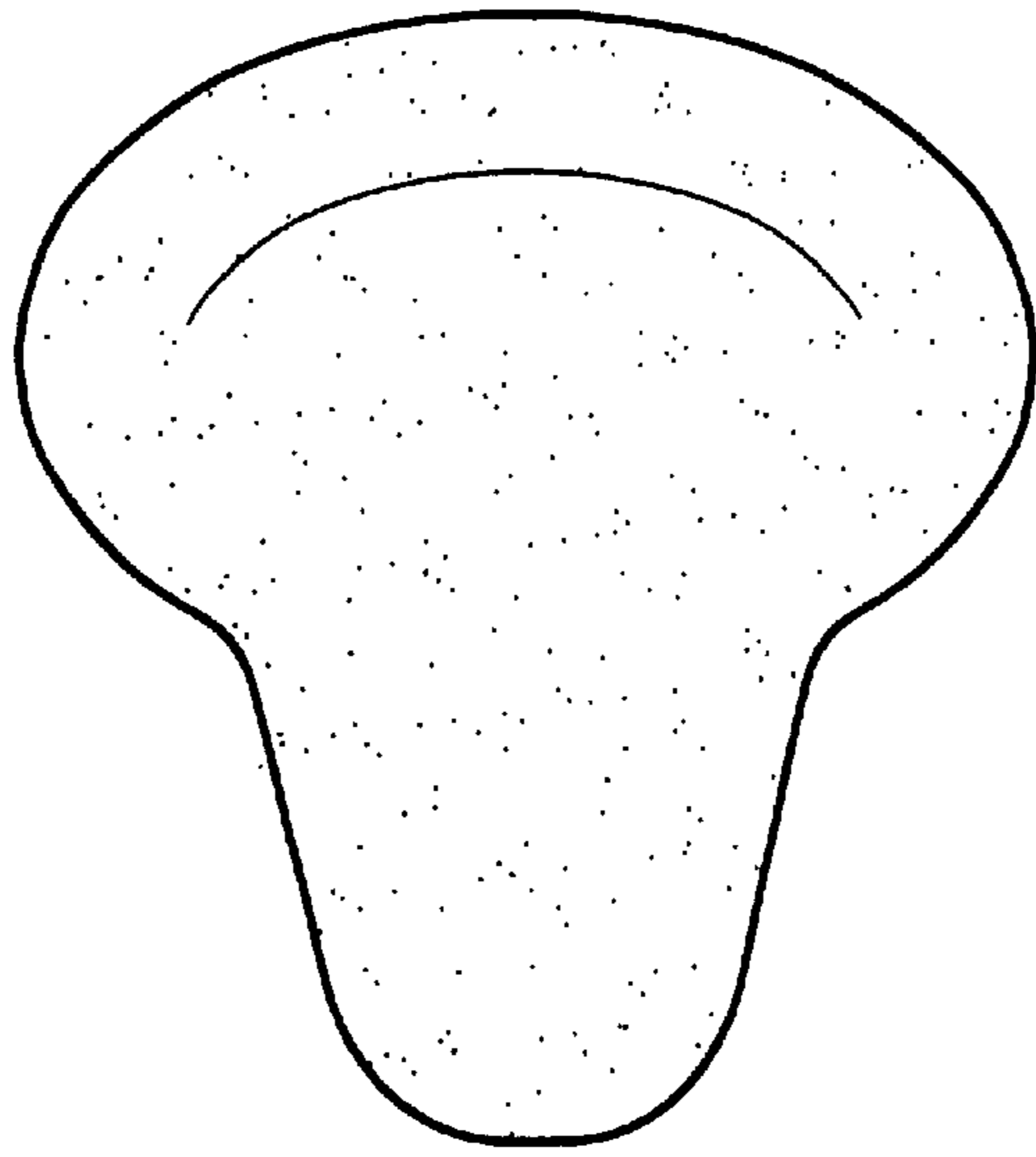


Fig. 1

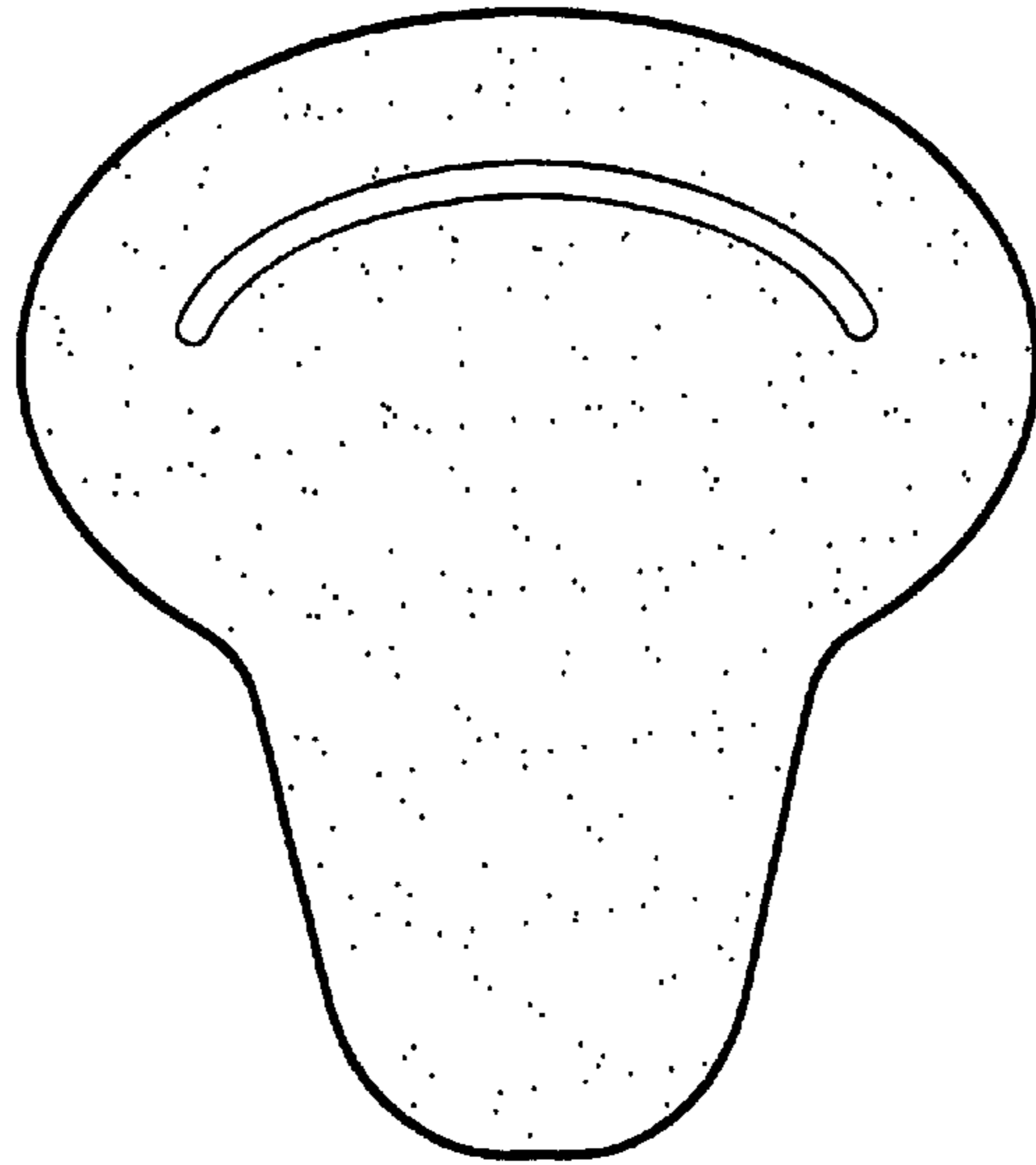


Fig. 2

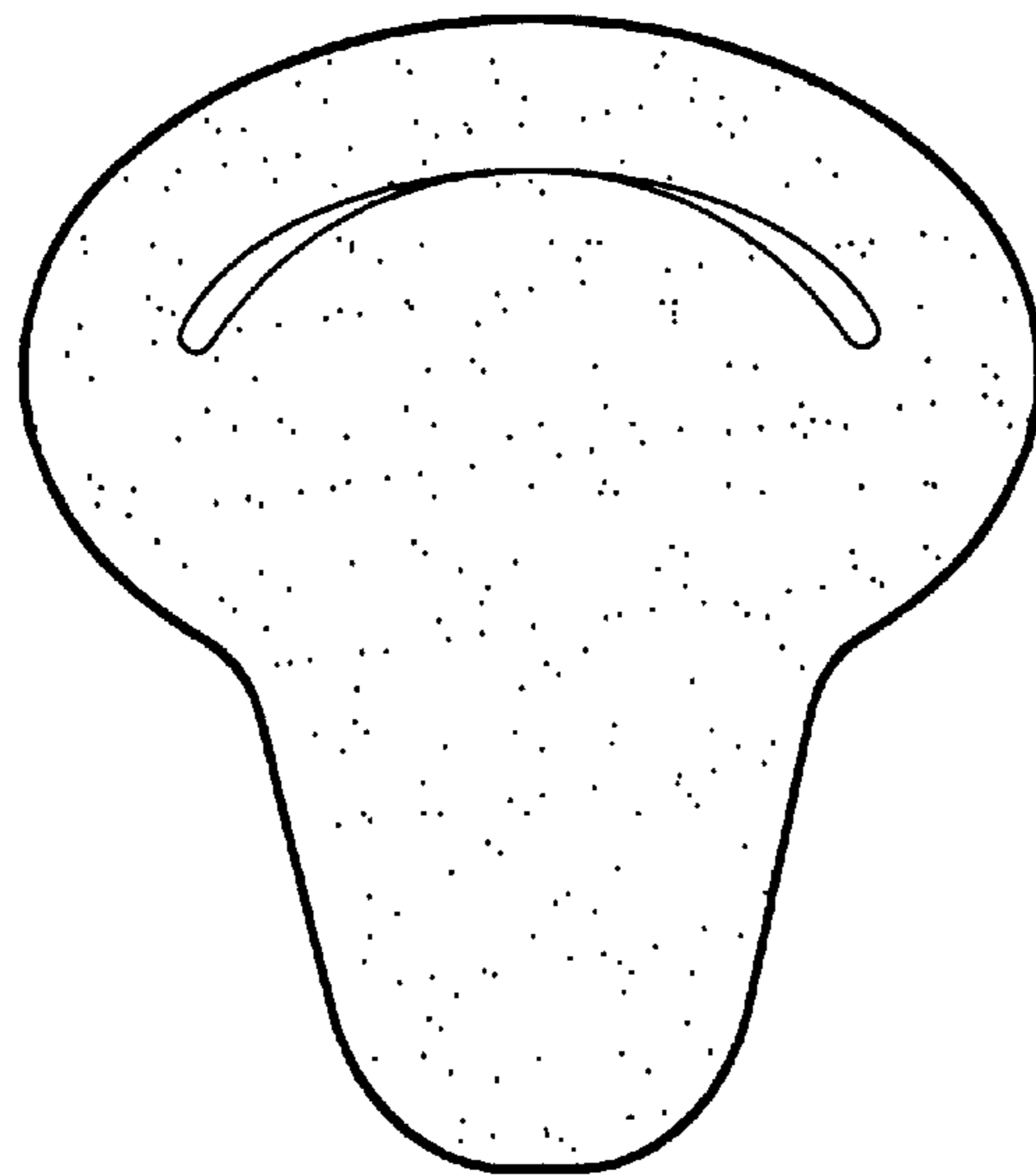


Fig. 3

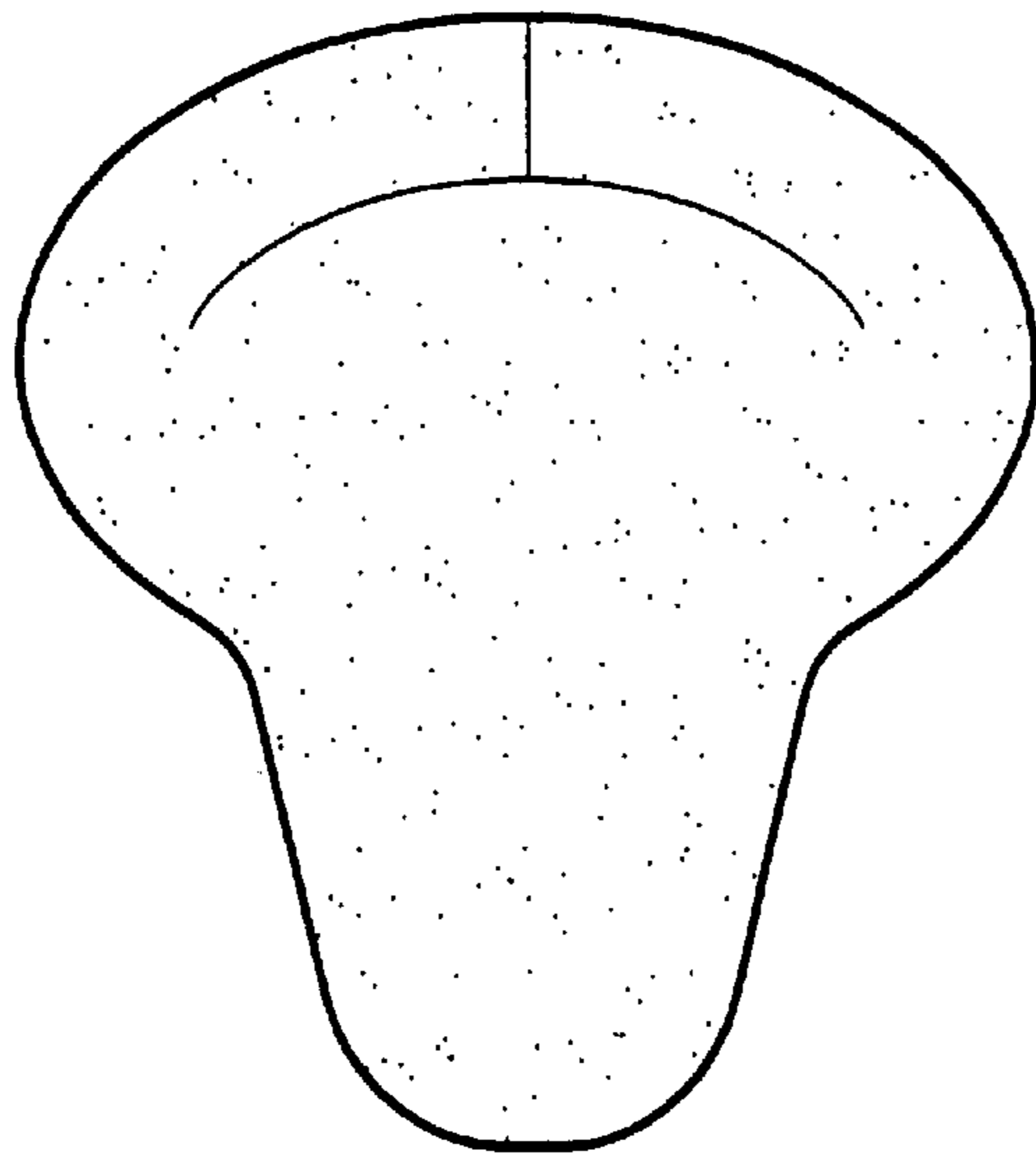


Fig. 4

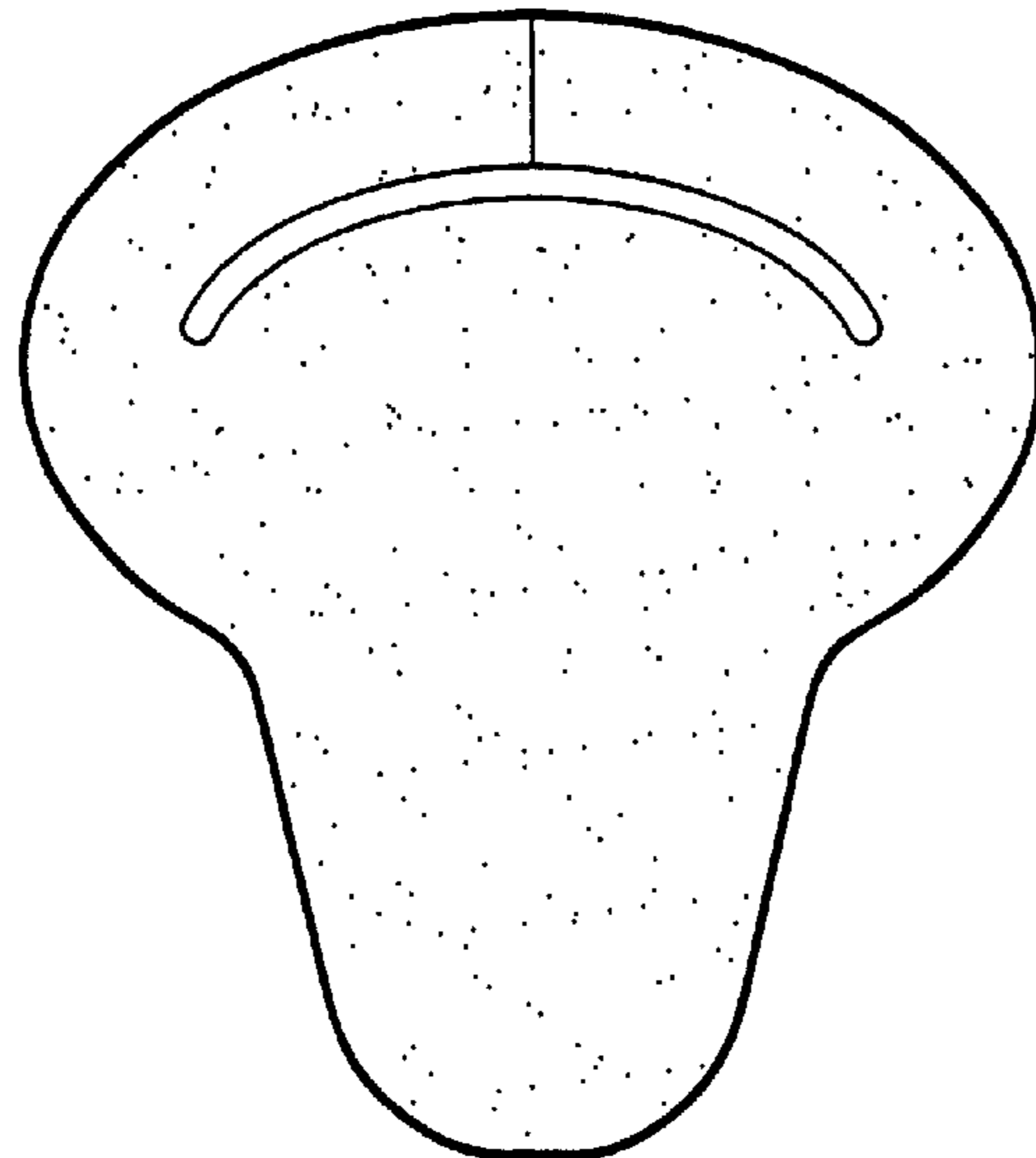


Fig. 5

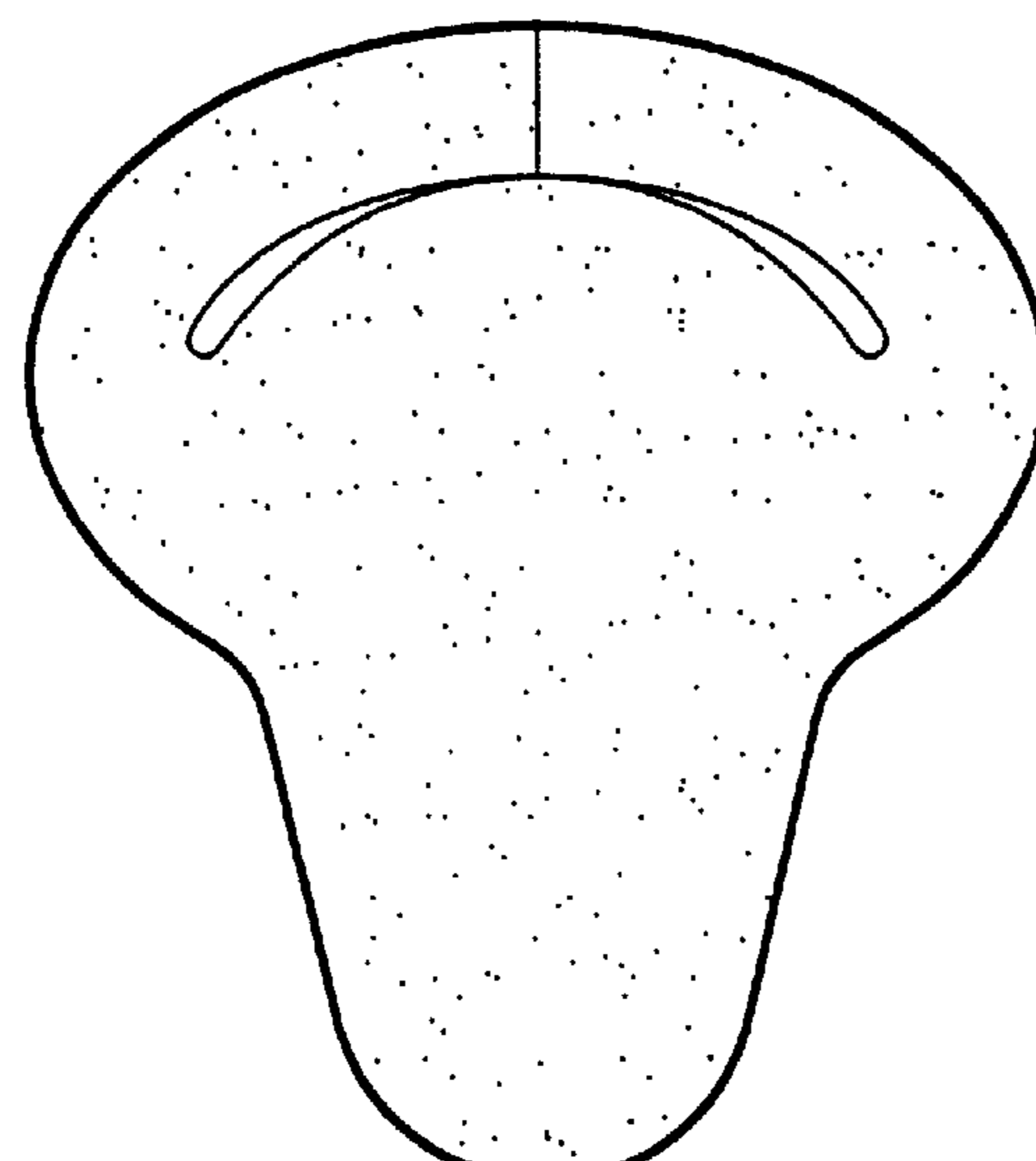


Fig. 6



Top View

Fig. 7



Side View

Fig. 8



Bottom View

Fig. 9

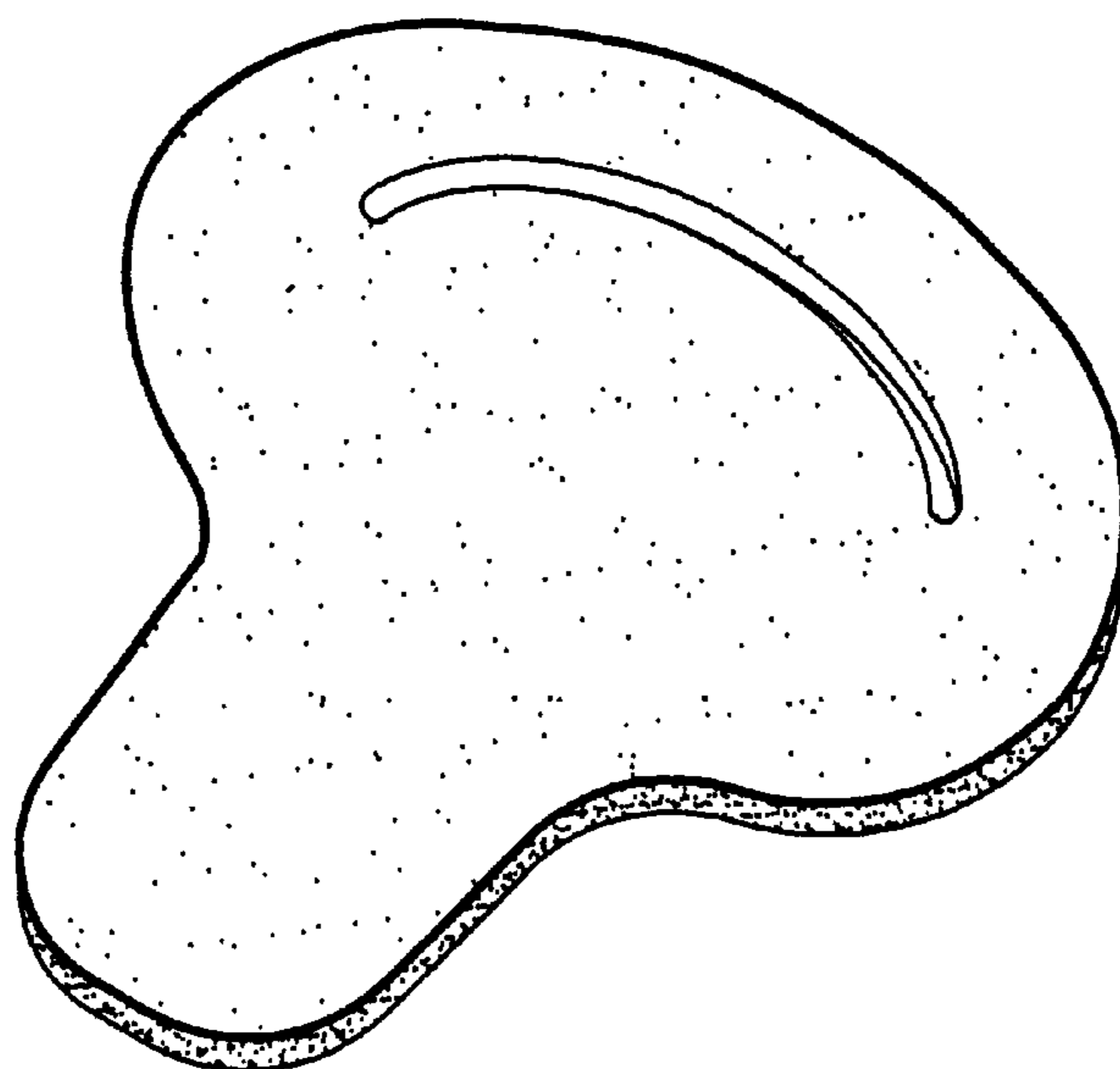


Fig. 10