



US00D482806S

(12) **United States Design Patent**  
**Lofton**

(10) **Patent No.:** **US D482,806 S**

(45) **Date of Patent:** **\*\* Nov. 25, 2003**

(54) **CHRISTMAS LIGHT DISPLAY**

D450,399 S \* 11/2001 Chang ..... D26/25  
D453,384 S \* 2/2002 Chang ..... D26/25

(75) Inventor: **Phyllis Lofton**, 6111 Woodmont Rd.,  
Alexandria, VA (US) 22307

\* cited by examiner

(73) Assignee: **Phyllis Lofton**, Alexandria, VA (US)

*Primary Examiner*—Marcus A. Jackson

(\*\*) Term: **14 Years**

(57) **CLAIM**

(21) Appl. No.: **29/172,055**

The ornamental design for a Christmas light display, as shown and described.

(22) Filed: **Dec. 6, 2002**

**DESCRIPTION**

(51) **LOC (7) Cl.** ..... **26-06**

(52) **U.S. Cl.** ..... **D26/25**

(58) **Field of Search** ..... D26/25, 73, 125,  
D26/126; D11/3, 6, 20, 21, 117, 119, 121;  
362/236, 240, 244, 246, 249, 250, 253,  
806, 807, 808

FIG. 1 is a front perspective view of a Christmas light display embodying my new design with the broken line showing for illustrative purposes only and showing no part of the claimed design;

FIG. 2 is a front elevational view; and

FIG. 3 is a rear elevational view; and

FIG. 4 is a left side elevational view; and

FIG. 5 is a right side elevational view; and

FIG. 6 is a top plan view; and,

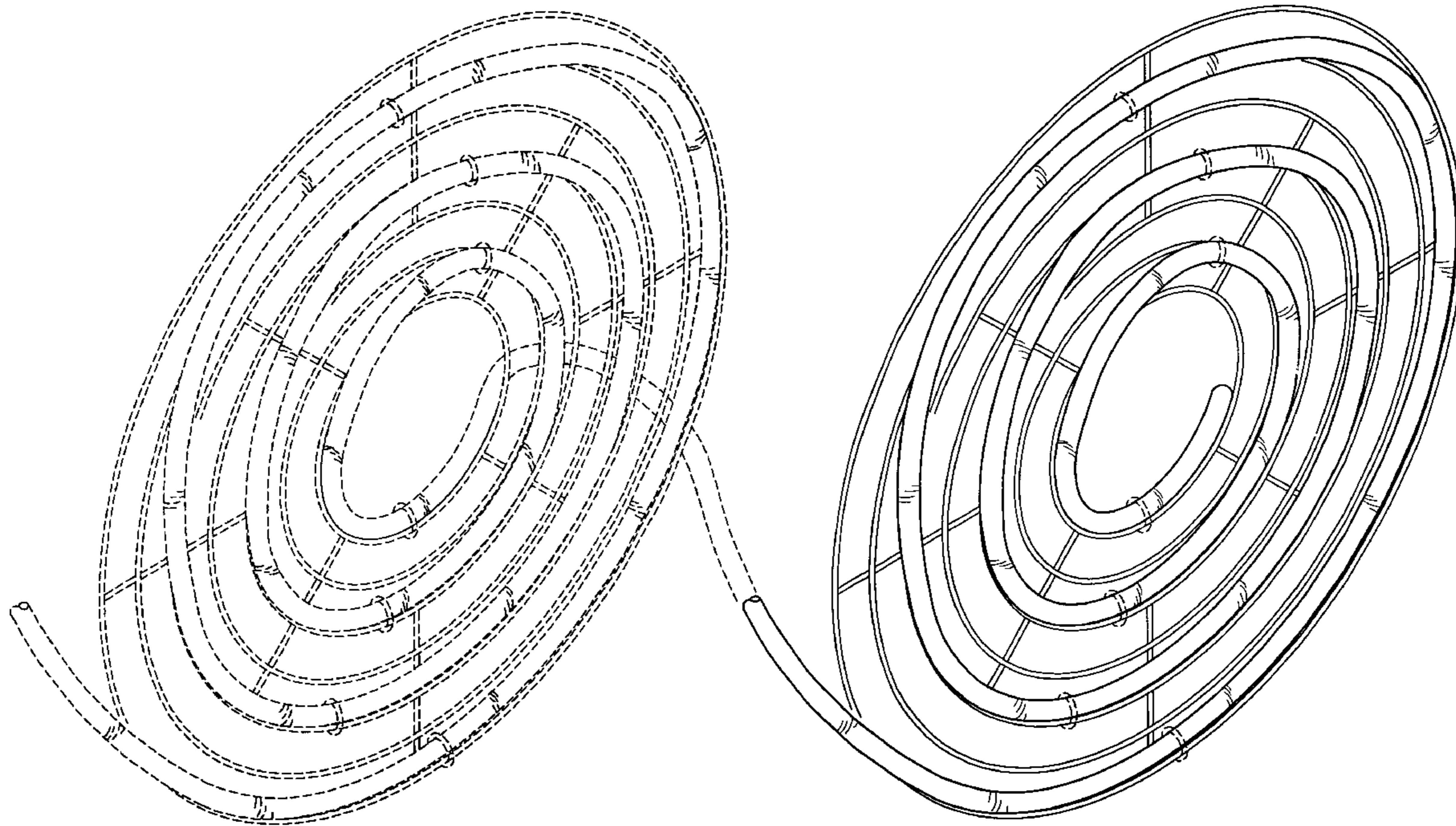
FIG. 7 is a bottom plan view.

(56) **References Cited**

**U.S. PATENT DOCUMENTS**

D424,720 S \* 5/2000 Nichols, Jr. .... D26/25  
D426,327 S \* 6/2000 Guzik ..... D26/25

**1 Claim, 3 Drawing Sheets**



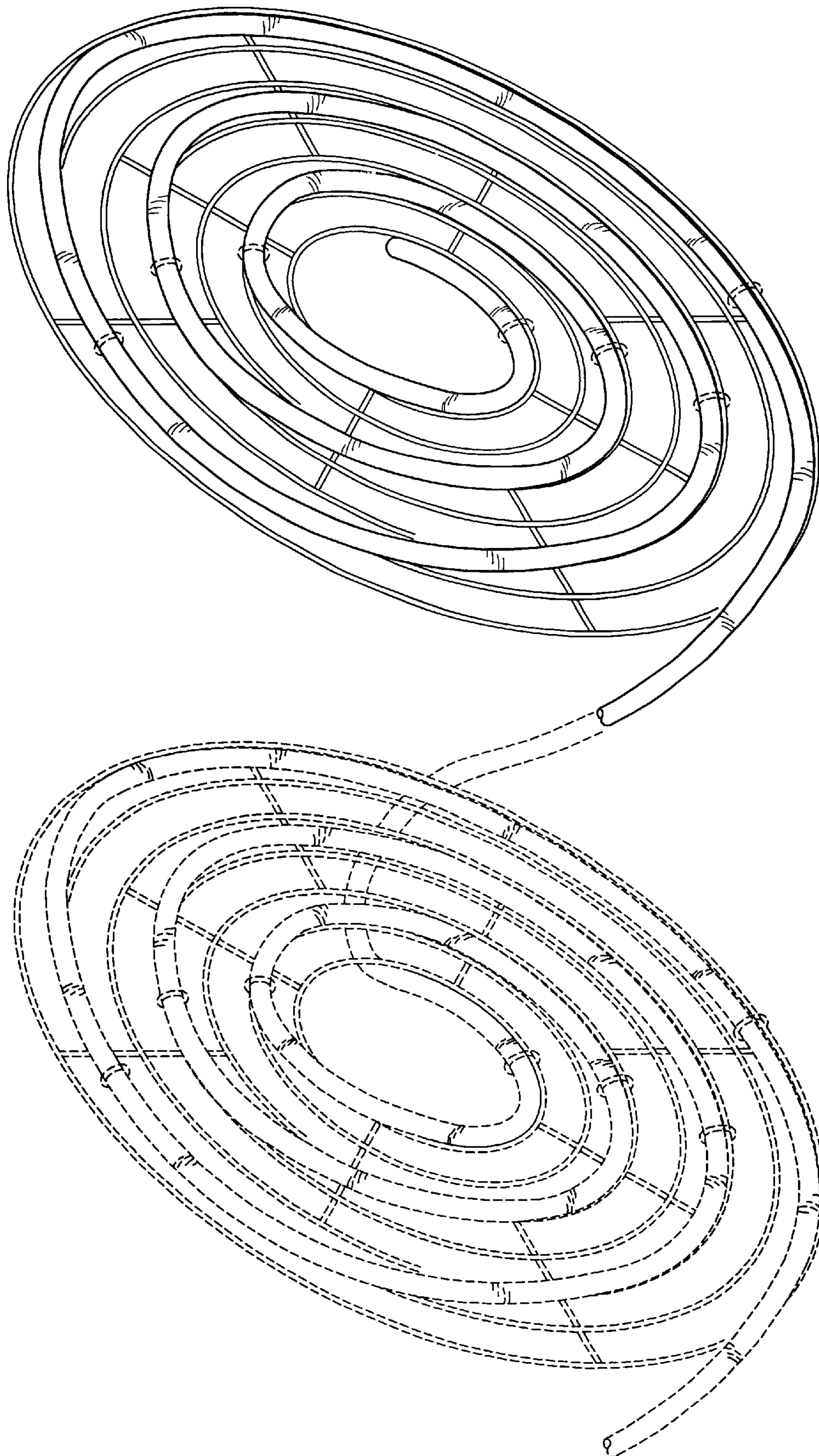


FIG. 1

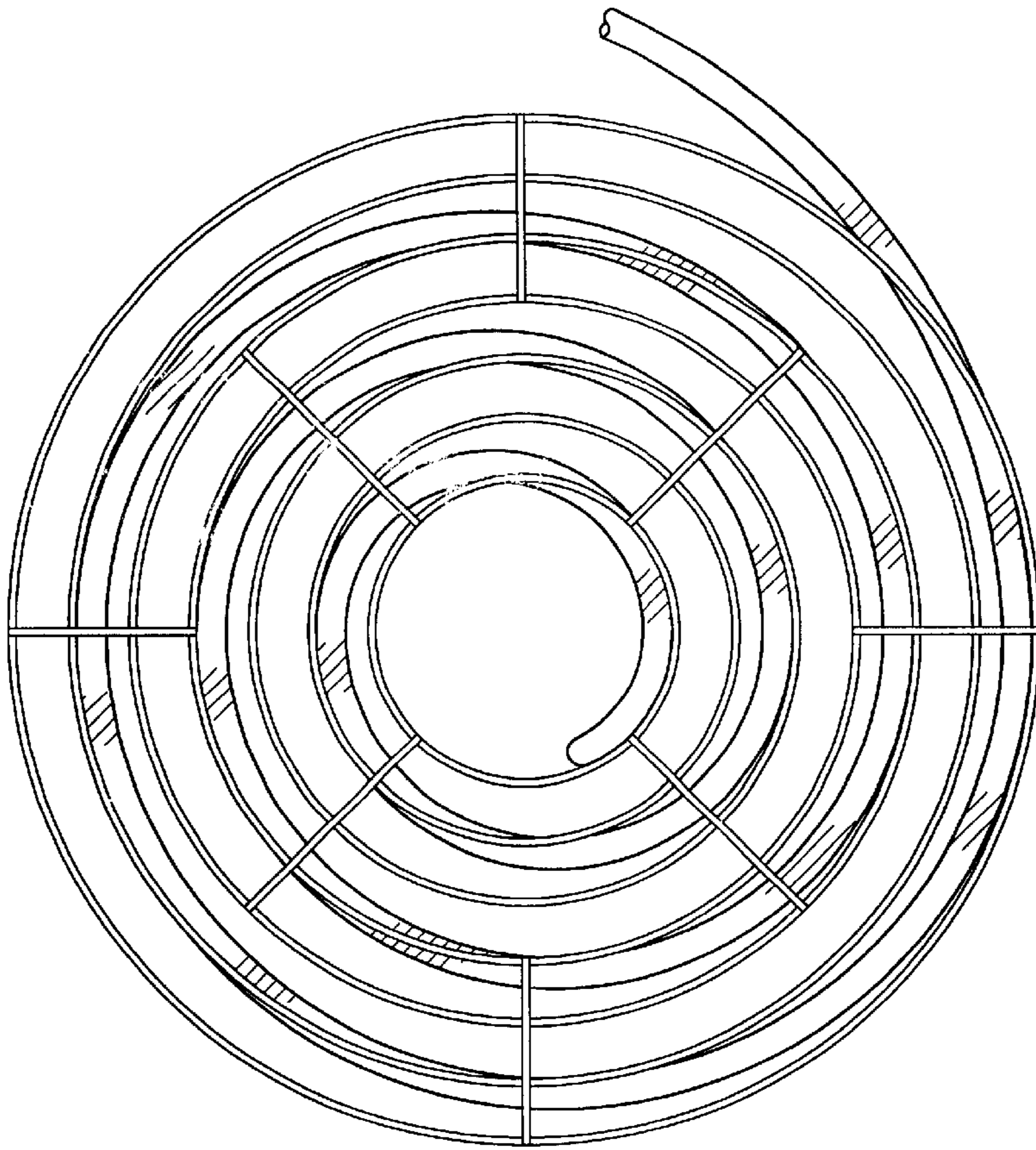


FIG. 3

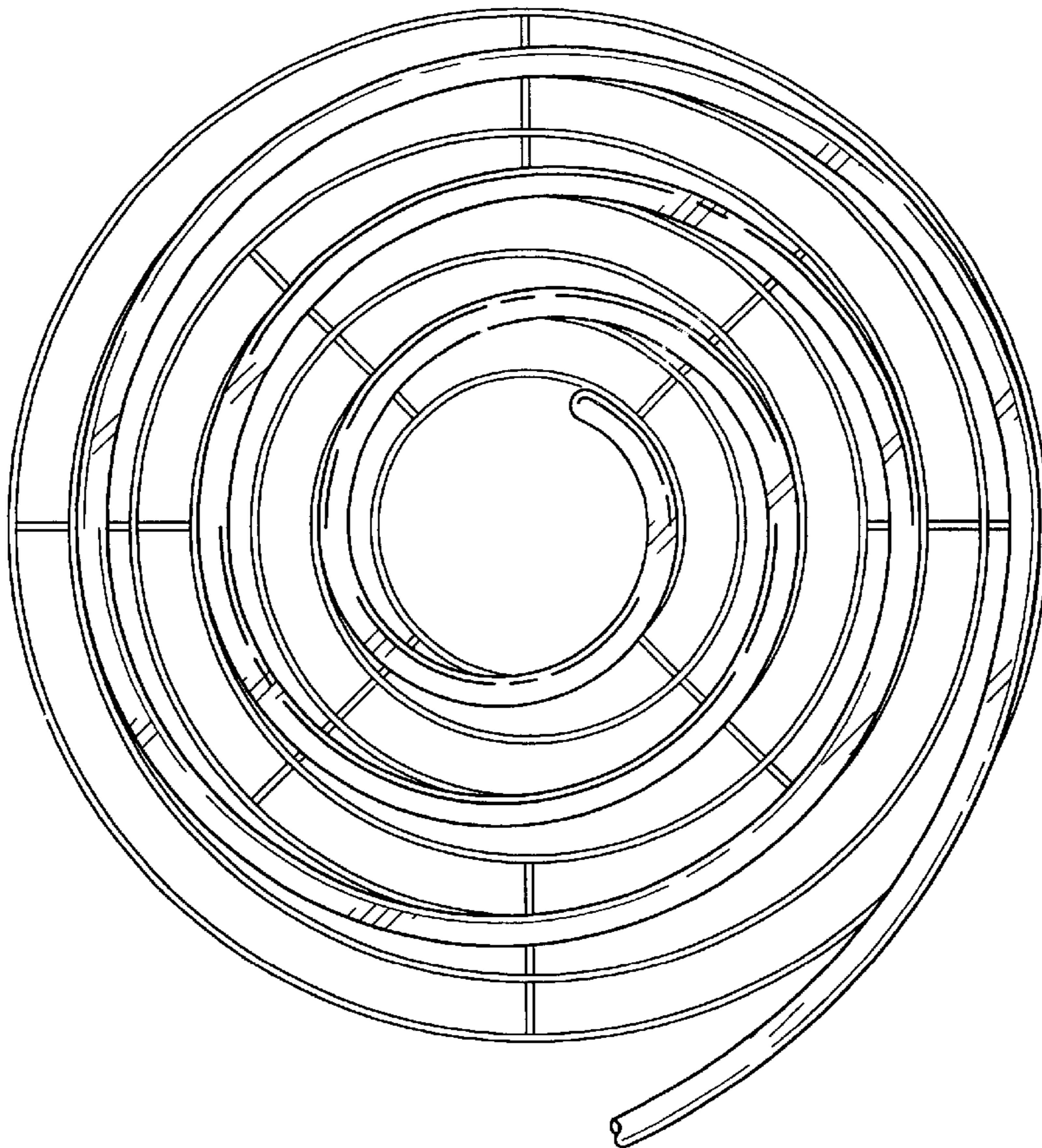


FIG. 2




FIG. 4

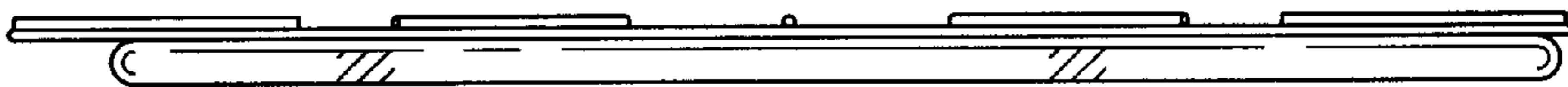


FIG. 5



FIG. 6



FIG. 7