



US00D482779S

(12) **United States Design Patent**  
**Shapiro**

(10) **Patent No.:** **US D482,779 S**

(45) **Date of Patent:** **\*\* Nov. 25, 2003**

(54) **CIRCULAR FAN GRILL**

(75) Inventor: **Barry Shapiro**, Doylestown, PA (US)

(73) Assignee: **Lasko Holdings, Inc.**, Wilmington, DE (US)

(\*\*) Term: **14 Years**

(21) Appl. No.: **29/164,413**

(22) Filed: **Jul. 24, 2002**

(51) **LOC (7) Cl.** ..... **23-04**

(52) **U.S. Cl.** ..... **D23/412**

(58) **Field of Search** ..... D23/412, 382,  
D23/381, 411; 416/247 R, 246; D25/53

(56) **References Cited**

**U.S. PATENT DOCUMENTS**

D395,080 S	*	6/1998	Jane et al.	.....	D23/382
D444,871 S	*	7/2001	Wilson, Jr.	.....	D23/382
D459,467 S	*	6/2002	Wilson, Jr.	.....	D23/412

\* cited by examiner

*Primary Examiner*—Lisa Lichtenstein  
(74) *Attorney, Agent, or Firm*—RatnerPrestia

(57) **CLAIM**

The ornamental design for a circular fan grill, as shown and described.

**DESCRIPTION**

FIG. 1 is a right side front perspective view of a circular fan grill showing my new design;

FIG. 2 is a front elevation view thereof;


FIG. 3 is a side elevation view thereof, the opposite side being a mirror image of that shown;

FIG. 4 is a rear elevation view thereof;

FIG. 5 is an enlarged cross-sectional view taken along line 5—5 in FIG. 2; and,

FIG. 6 is an enlarged partial view showing the area 6 in FIG. 5.

**1 Claim, 4 Drawing Sheets**






FIG. 1

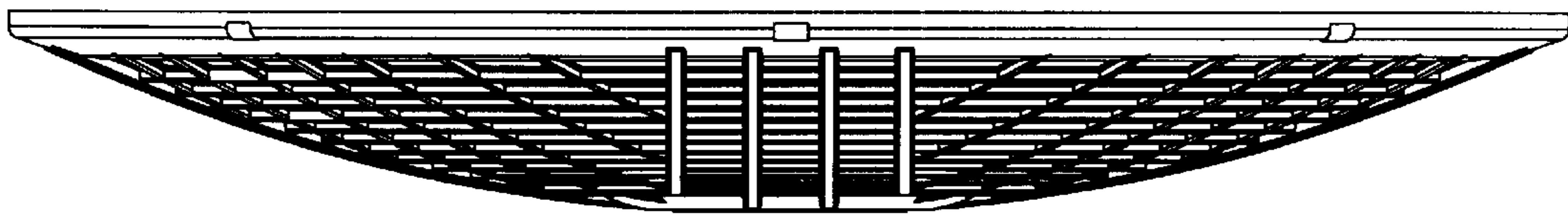


FIG. 3

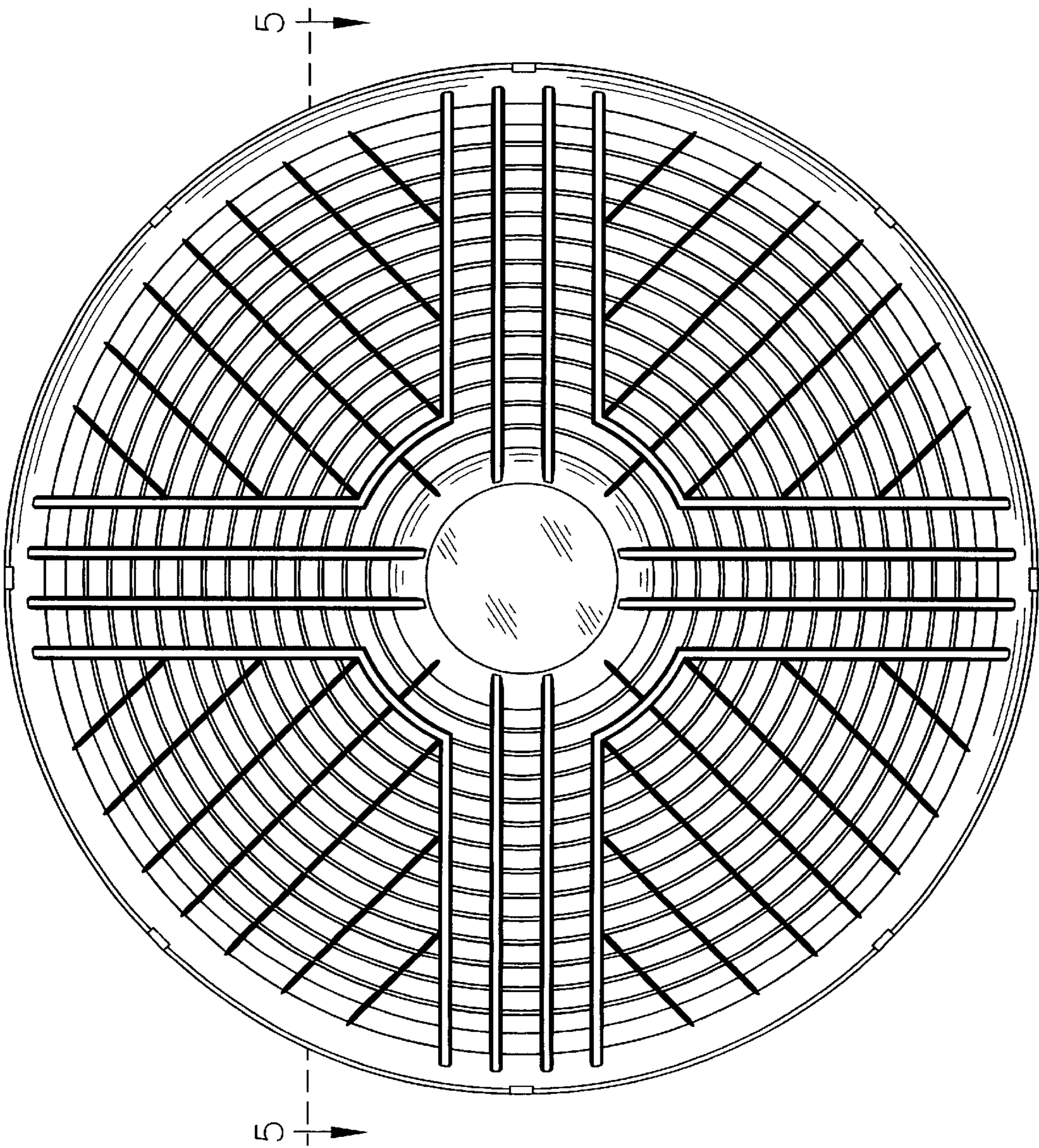


FIG. 2

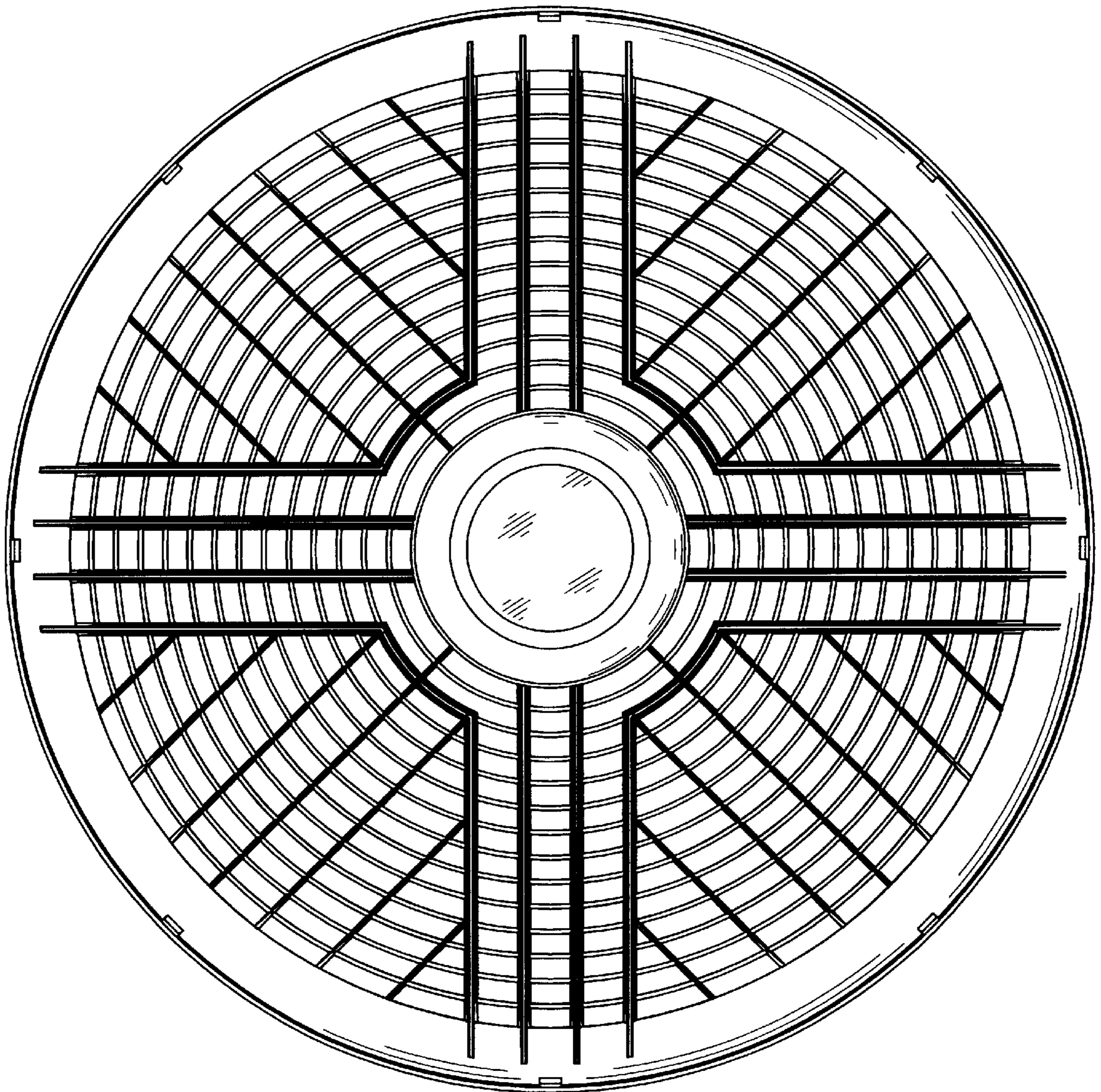


FIG. 4

FIG. 5

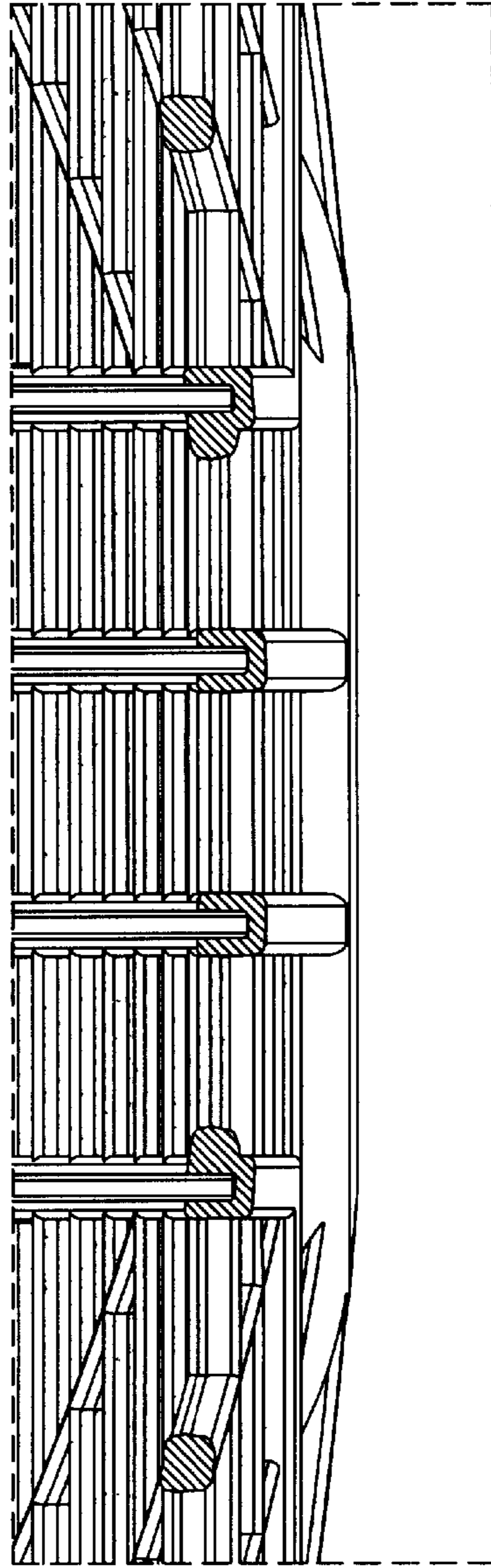
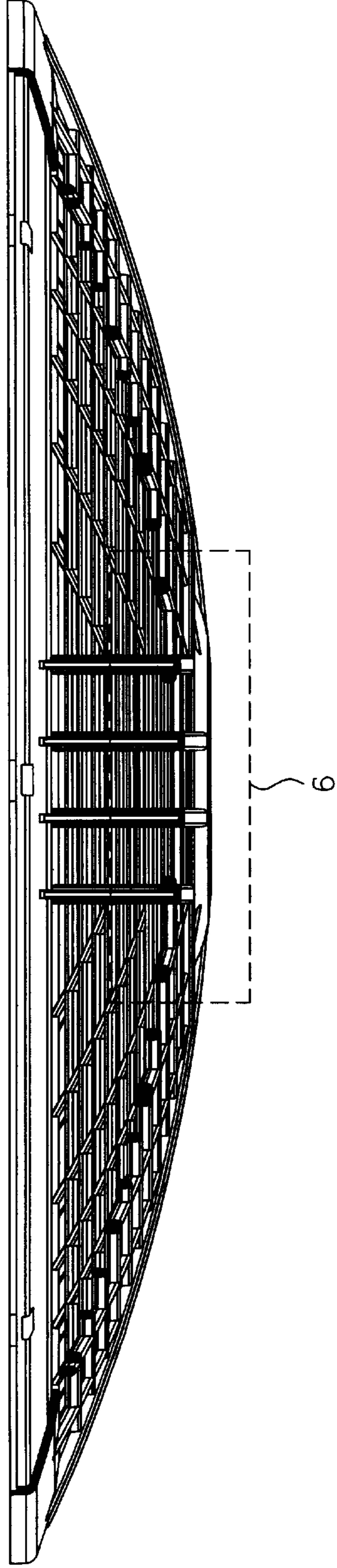


FIG. 6