



US00D482757S

(12) **United States Design Patent**
Blomstrom

(10) **Patent No.:** **US D482,757 S**

(45) **Date of Patent:** **** Nov. 25, 2003**

(54) **HANDLE**

(75) Inventor: **John K. Blomstrom**, Sheboygan Falls, WI (US)

(73) Assignee: **Kohler Co.**, Kohler, WI (US)

(**) Term: **14 Years**

(21) Appl. No.: **29/174,524**

(22) Filed: **Jan. 20, 2003**

(51) **LOC (7) Cl.** **23-01**

(52) **U.S. Cl.** **D23/252**

(58) **Field of Search** D23/238-243,
D23/245, 250-257; D8/300-322, 350-353,
DIG. 3; 16/110.1; 4/675-678; 137/801

(56) **References Cited**

U.S. PATENT DOCUMENTS

D285,597 S	*	9/1986	Miller et al.	D23/242
D458,346 S	*	6/2002	Mullenmeister	D23/252
D471,964 S	*	3/2003	Bates et al.	D23/252

* cited by examiner

Primary Examiner—Louis S. Zarfaz

Assistant Examiner—Gregory Andoll

(74) *Attorney, Agent, or Firm*—Quarles & Brady LLP

(57) **CLAIM**

The ornamental design for a handle, as shown and described.

DESCRIPTION

In a preferred embodiment, the nature of this product is as a plumbing handle/escutcheon primarily useful for controlling a rotatable valve stem.

FIG. 1 is a left, top, front perspective view of a handle embodying my new design;

FIG. 2 is a front elevational view thereof, the rear elevational view being a mirror image of the front elevational view shown;

FIG. 3 is a right side elevational view thereof;


FIG. 4 is a left side elevational view thereof;

FIG. 5 is a top plan view thereof; and,

FIG. 6 is a bottom plan view thereof.

The broken line representation of mounting structure in FIG. 6 is for the purpose of illustration only, and forms no part of the claimed design.

1 Claim, 2 Drawing Sheets






FIG. 1

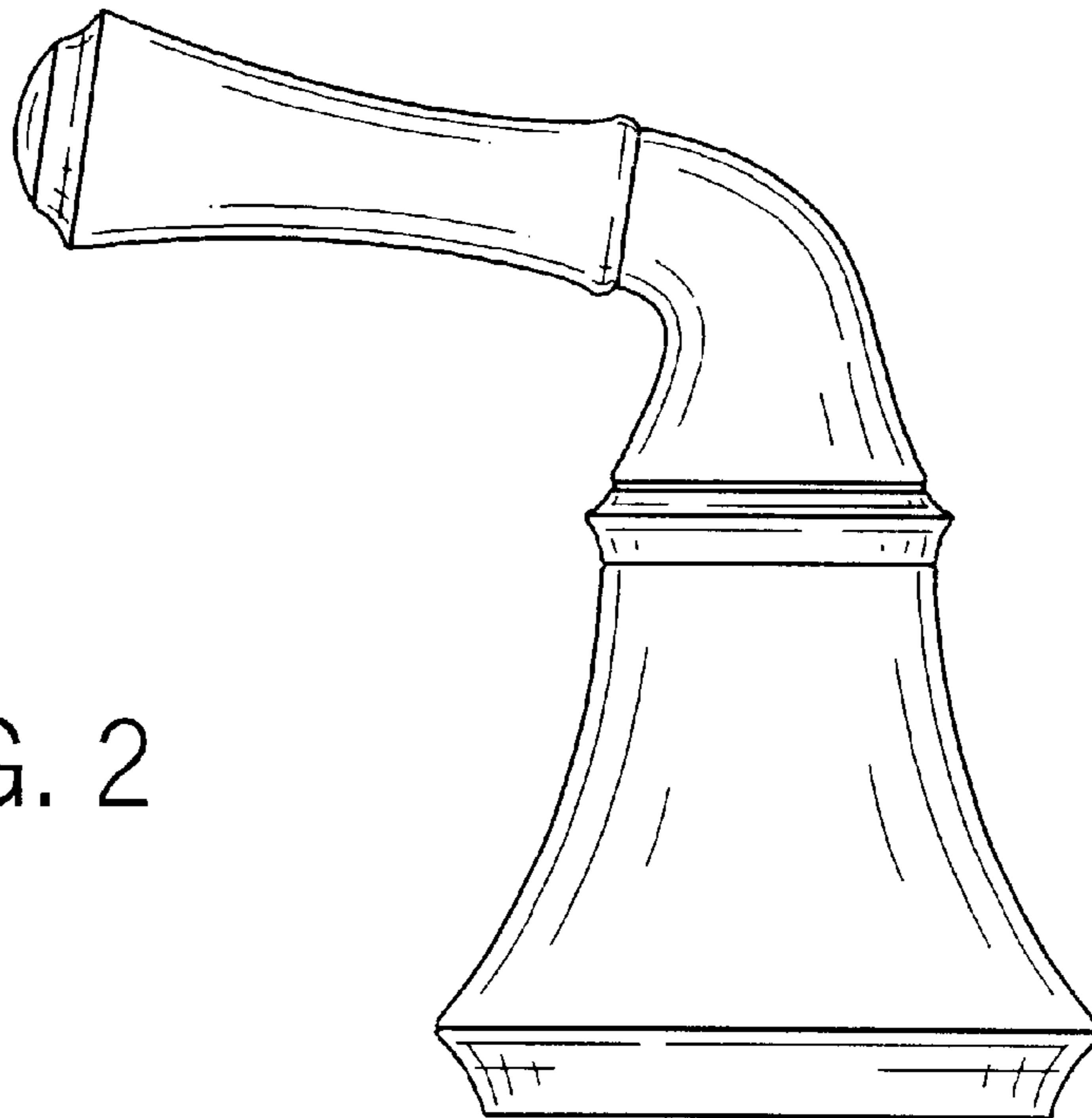


FIG. 2

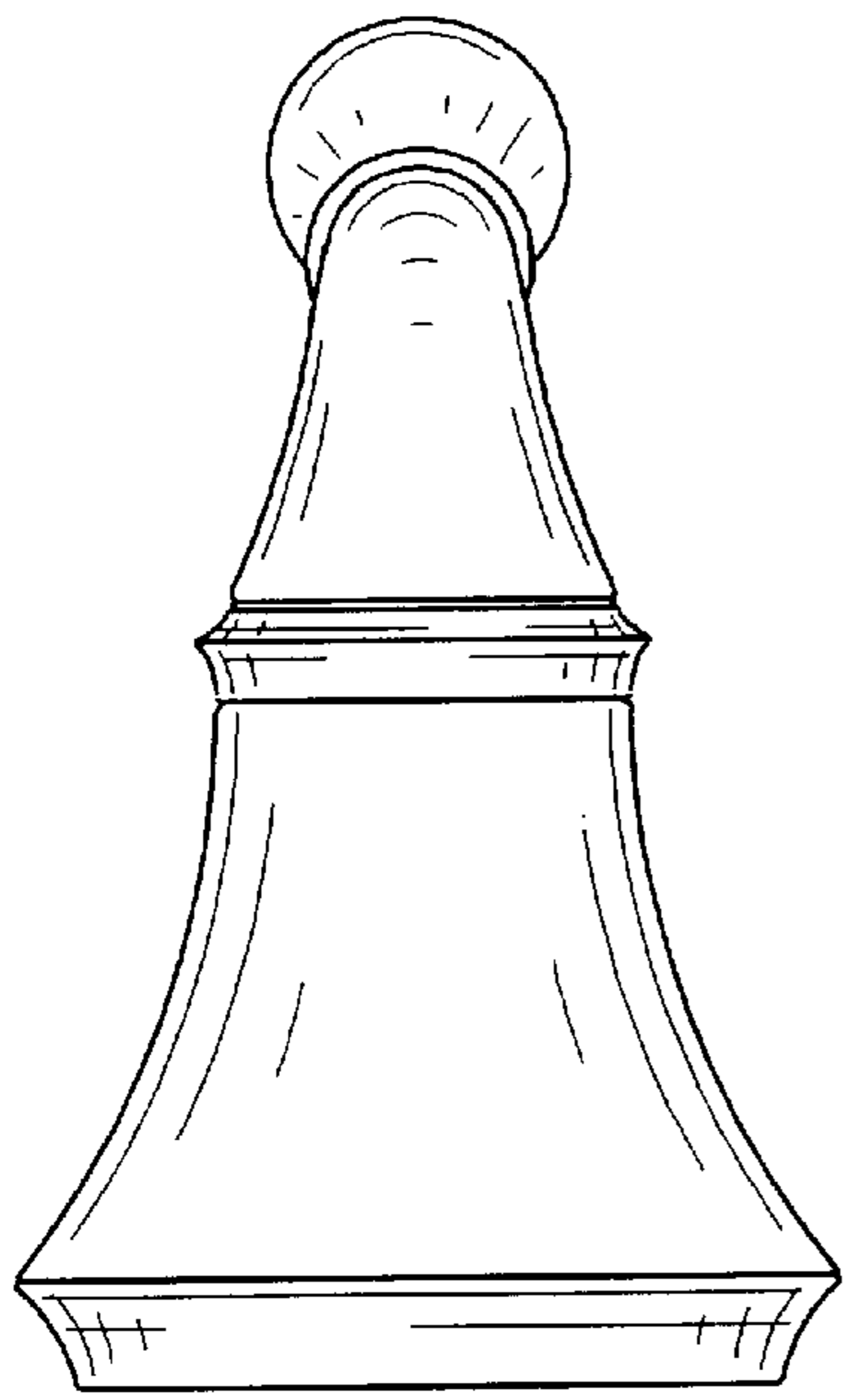


FIG. 3




FIG. 4

FIG. 5

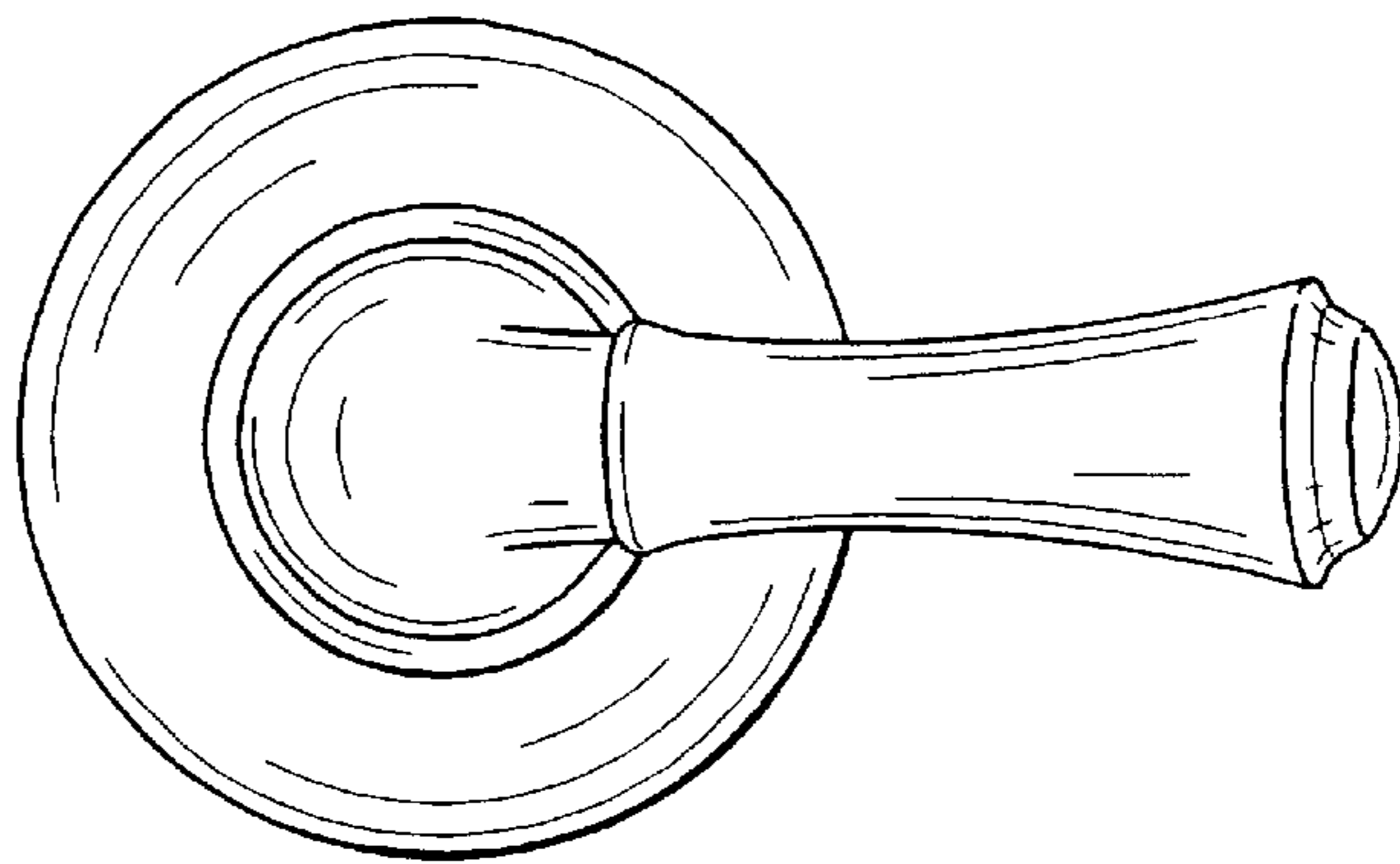


FIG. 6

