



US00D482748S

(12) **United States Design Patent**  
**Flynt**

(10) **Patent No.:** **US D482,748 S**

(45) **Date of Patent:** **\*\* Nov. 25, 2003**

(54) **EXERCISE PLATFORM**

(75) **Inventor:** **W. Michael Flynt, Franklin, TN (US)**

(73) **Assignee:** **Powerbase Fitness, LLC, West Chester, PA (US)**

(\*\*) **Term:** **14 Years**

(21) **Appl. No.:** **29/161,850**

(22) **Filed:** **Jun. 6, 2002**

**Related U.S. Application Data**

(63) Continuation-in-part of application No. 29/158,506, filed on Apr. 5, 2002.

(51) **LOC (7) Cl.** ..... **21-02**

(52) **U.S. Cl.** ..... **D21/692; D21/662**

(58) **Field of Search** ..... **D21/662, 671, D21/676, 686, 690; 482/121, 122, 123, 124, 125, 126, 130, 131, 133, 134**

(56) **References Cited**

**U.S. PATENT DOCUMENTS**

1,019,861 A	3/1912	Titus	
1,623,670 A	4/1927	Frankenfeld	
1,691,092 A	11/1928	Titus	
1,952,750 A	3/1934	Gailey	
3,664,666 A	5/1972	Lloyd	
3,815,904 A	6/1974	Weiss et al.	
4,147,344 A	4/1979	Lee	
4,371,162 A *	2/1983	Hartzell	482/123
4,403,773 A	9/1983	Swann	482/130
4,478,413 A	10/1984	Siwula	482/123
4,728,103 A	3/1988	Fulton	
D305,445 S	1/1990	Ramos, Jr.	D21/686
4,982,958 A	1/1991	Ullman	482/130
D319,272 S	8/1991	Rushatz et al.	D21/686
5,112,287 A	5/1992	Brewer	482/130
D330,235 S	10/1992	Traetta et al.	D21/671
5,178,596 A	1/1993	McIntire	482/80
5,197,934 A	3/1993	Wirtz	482/123
5,261,864 A	11/1993	Fitzpatrick	482/52
D342,298 S	12/1993	Schnabel, Jr. et al.	D21/671

D349,540 S	8/1994	Hand et al.	D21/671
D353,419 S	12/1994	Sprague	D21/686
D355,458 S *	2/1995	Chen	D21/673
D360,767 S	8/1995	Fish et al.	D6/349
D371,177 S	6/1996	Efobi	D21/687
5,529,562 A	6/1996	Glaser	482/146
5,540,642 A	7/1996	Sprague	482/123
5,624,360 A	4/1997	Wilkins	482/129
D394,480 S	5/1998	Heins	D21/692
5,820,532 A	10/1998	Oliver	482/123

(List continued on next page.)

*Primary Examiner*—Philip S. Hyder

(74) *Attorney, Agent, or Firm*—Finnegan, Henderson, Farabow, Garrett & Dunner, LLP

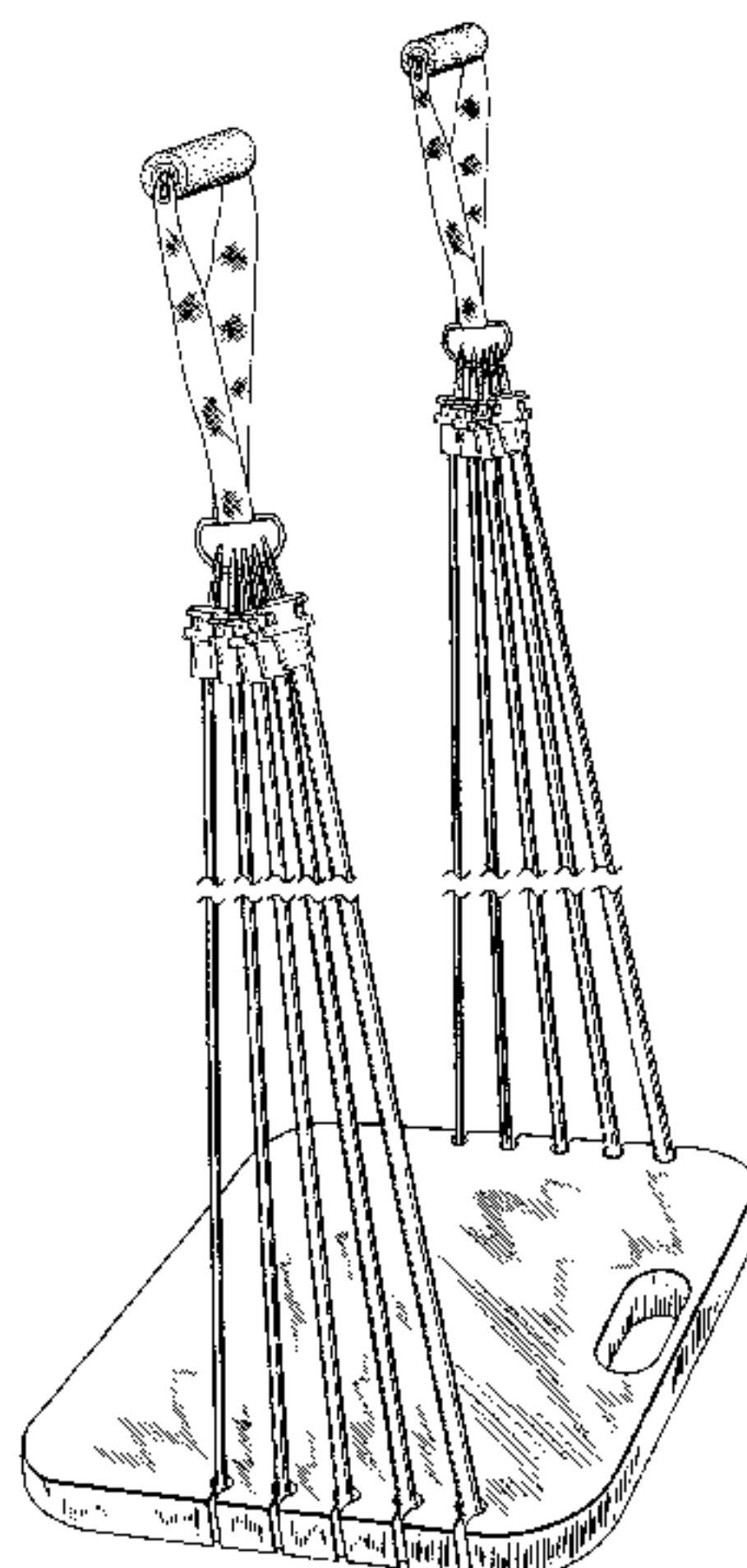
(57) **CLAIM**

The ornamental design for an exercise platform, as shown and described.

**DESCRIPTION**

FIG. 1 is a left-side perspective view of the exercise platform of my design according to a first embodiment; FIG. 2 is a left-side view of the exercise platform of the design of FIG. 1, the right side being a mirror image thereof, the broken lines forming no part of the claimed designs; FIG. 3 is a front view of the exercise platform of the design of FIG. 1, the rear view being a mirror image thereof, the broken lines forming no part of the claimed design; FIG. 4 is a bottom view of the exercise platform of the design of FIG. 1, wherein the broken lines depict depressions in the platform and skid pads which do not form part of the design; FIG. 5 is a top view of the exercise platform of the design of FIG. 1, wherein the handles are shown with the cords being pulled upright; FIG. 6 is a top view of the exercise platform of the design of FIG. 1, showing the handles in an alternate position from that shown in FIG. 5; and, FIG. 7 is a left side perspective view of the exercise platform of the design of FIG. 1, showing some of the cords in an alternate position from that shown in FIG. 1.

**1 Claim, 7 Drawing Sheets**



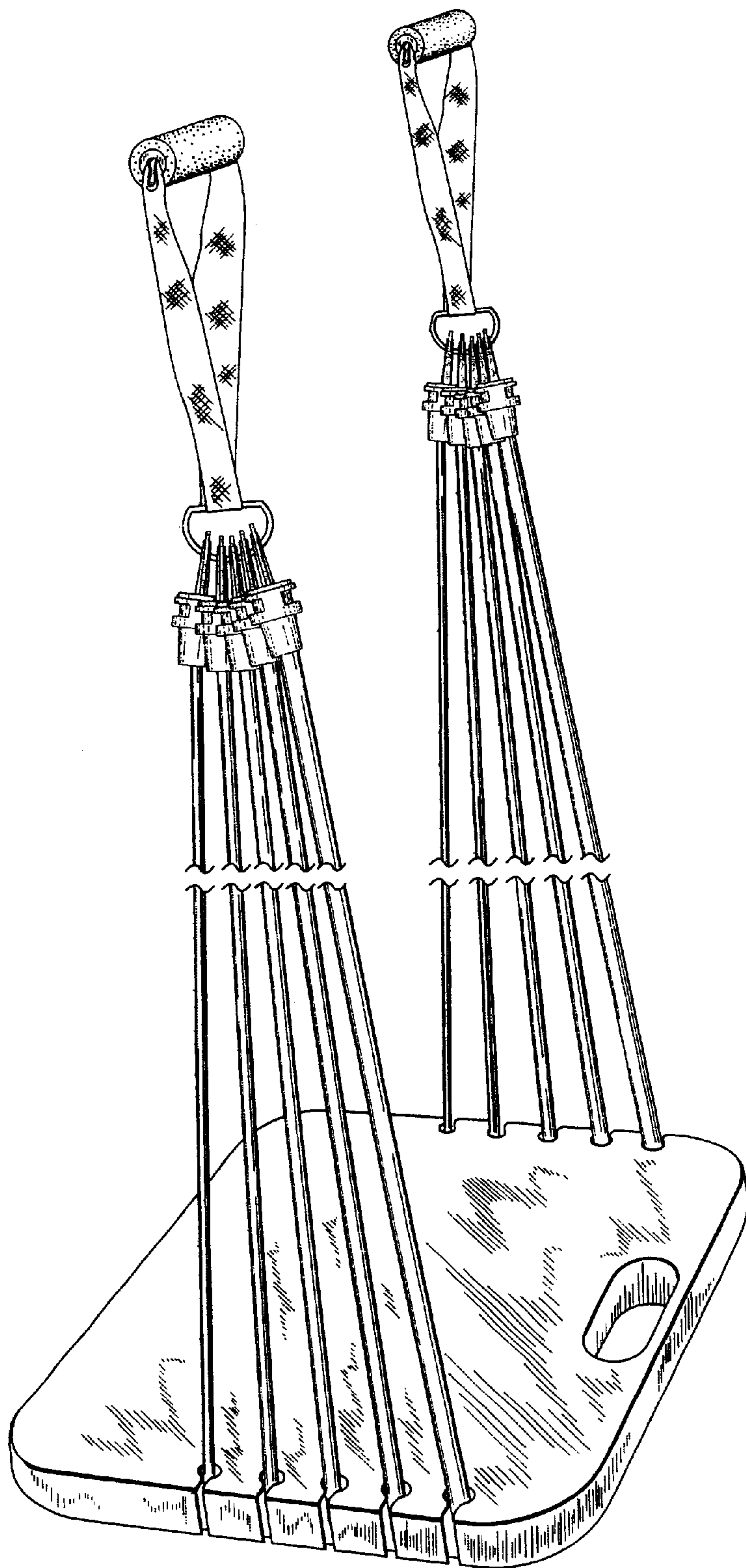
# US D482,748 S

Page 2

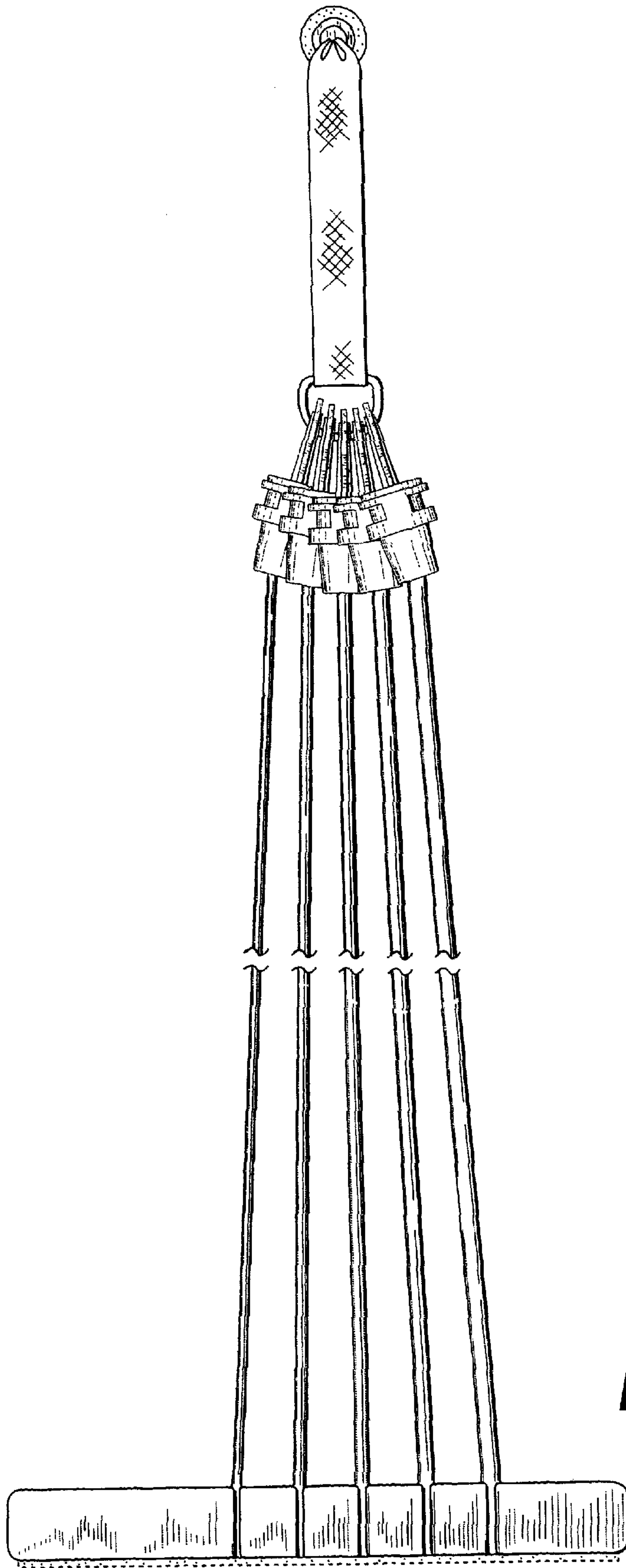
---

U.S. PATENT DOCUMENTS							
				D449,357 S	10/2001	Monter Villar et al. ....	D21/686
				D449,662 S	10/2001	Monter Villar et al. ....	D21/686
				6,299,569 B1	10/2001	Rich .....	482/123
6,059,698 A	5/2000	Mazor .....	482/79				
6,245,001 B1	6/2001	Siaperas .....	482/142				
6,280,366 B1 *	8/2001	Hsieh .....	482/130				

\* cited by examiner




**FIG. 1**

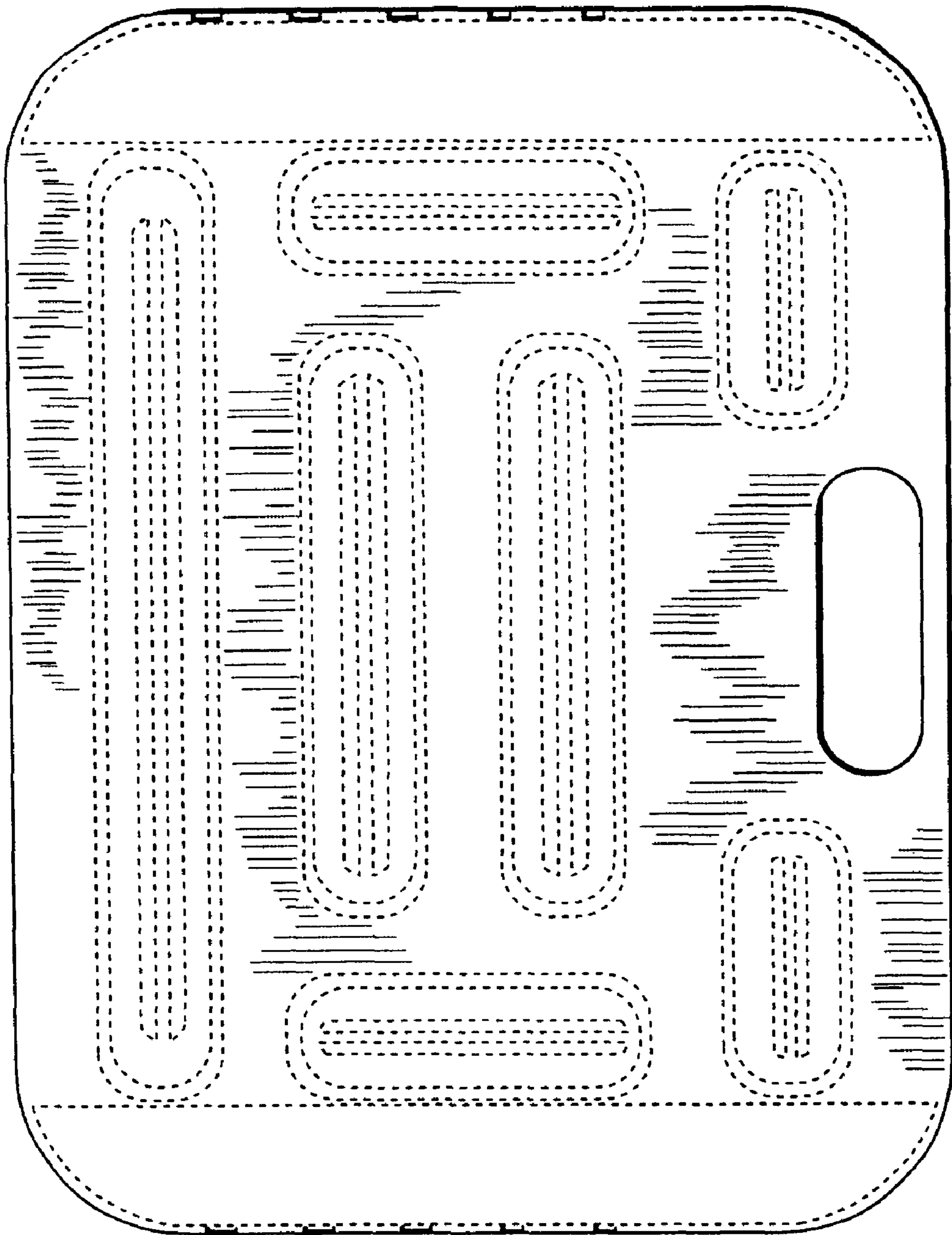


**FIG. 2**

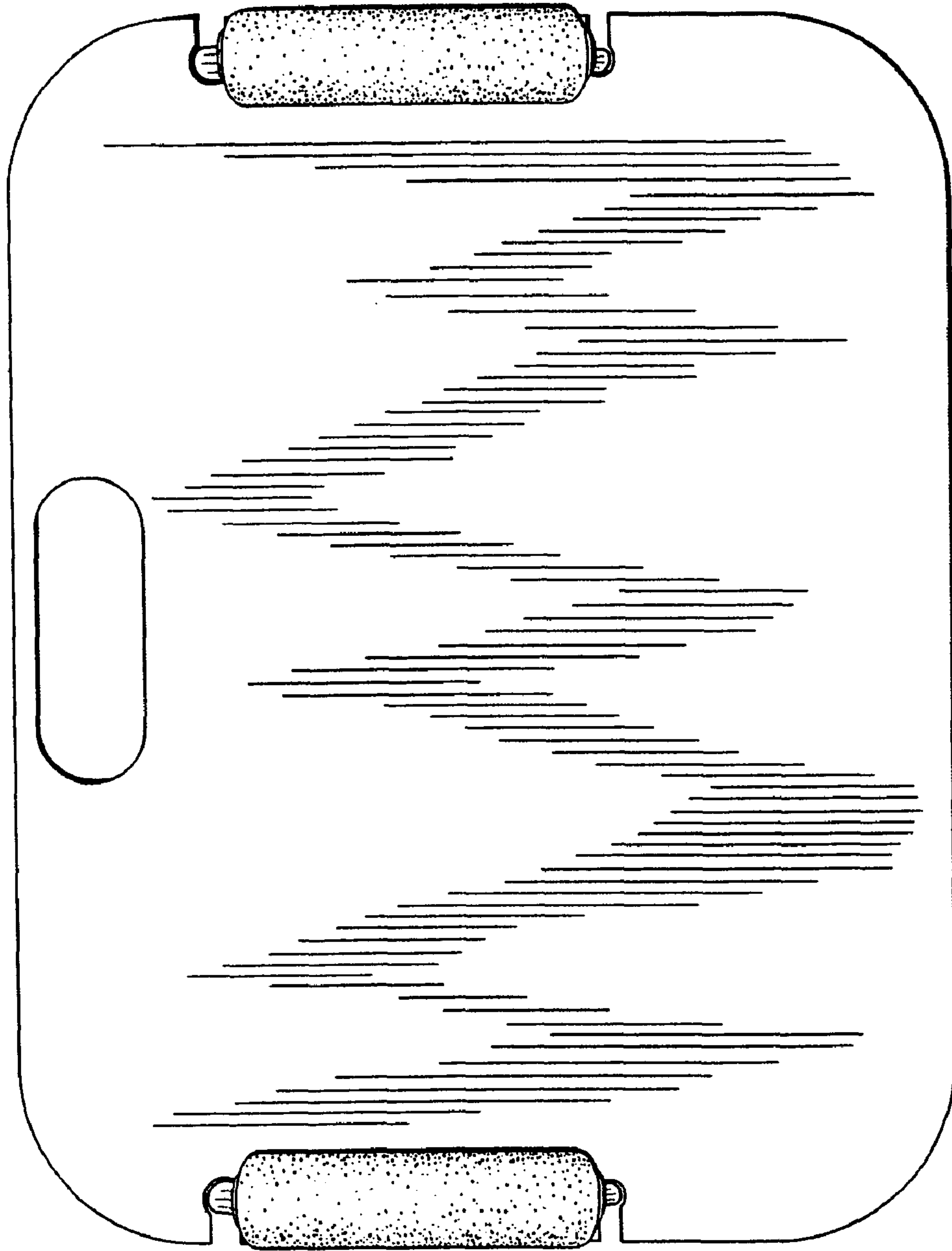




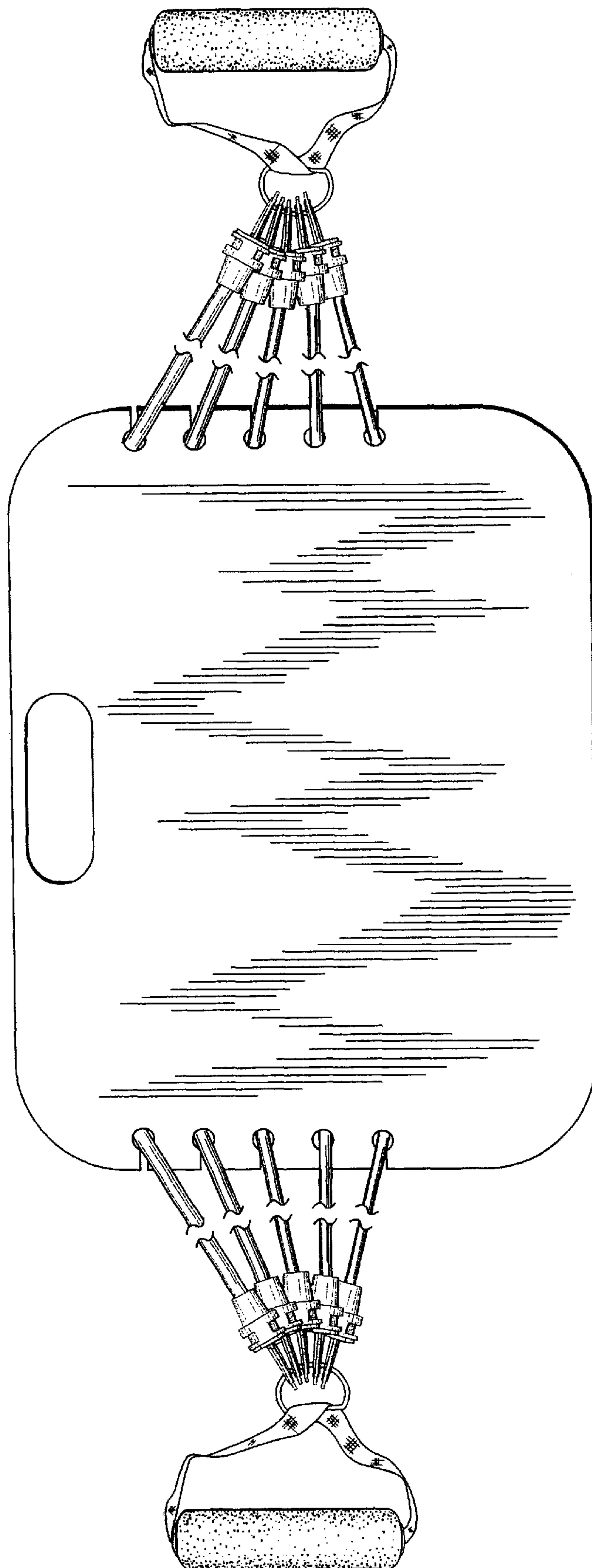
**FIG. 3**



**FIG. 4**



**FIG. 5**



**FIG. 6**



**FIG. 7**

