



US00D482744S

(12) **United States Design Patent**
Krueger

(10) **Patent No.:** **US D482,744 S**

(45) **Date of Patent:** **** Nov. 25, 2003**

(54) **PLUSH TOY**

(76) **Inventor:** **Matthew G. Krueger**, 80 Emerson Ave., #11007, Berea, OH (US) 44017

(**) **Term:** **14 Years**

(21) **Appl. No.:** **29/174,092**

(22) **Filed:** **Jan. 10, 2003**

(51) **LOC (7) Cl.** **21-01**

(52) **U.S. Cl.** **D21/621**

(58) **Field of Search** D21/621, 627,
D21/630, 439; D11/160; 446/268, 369-372,
385, 386, 226, 223

(56) **References Cited**

U.S. PATENT DOCUMENTS

D52,803 S	*	12/1918	Mauzy	D21/630
D158,702 S	*	5/1950	Wendelin et al.	D21/627
2,964,872 A	*	12/1960	Coleman	426/104
5,215,493 A	*	6/1993	Zgrodek et al.	446/372
D342,557 S	*	12/1993	Frick	D21/630

D420,065 S	*	2/2000	Ashbridge	D21/627
D425,581 S	*	5/2000	Philbern	D21/623
D441,411 S	*	5/2001	Griswell et al.	D21/621

* cited by examiner

Primary Examiner—Lucy Lieberman

(74) *Attorney, Agent, or Firm*—Donald J. Ersler


(57) **CLAIM**

The ornamental design for a plush toy, as shown and described.

DESCRIPTION

FIG. 1 is a perspective view of a plush toy incorporating my new design;
 FIG. 2 is a front elevation view thereof;
 FIG. 3 is a rear elevation view thereof;
 FIG. 4 is a left side elevation view thereof;
 FIG. 5 is a right side elevation view thereof;
 FIG. 6 is a bottom plan view thereof; and,
 FIG. 7 is a top plan view thereof.

1 Claim, 3 Drawing Sheets






FIG. 1

FIG. 2

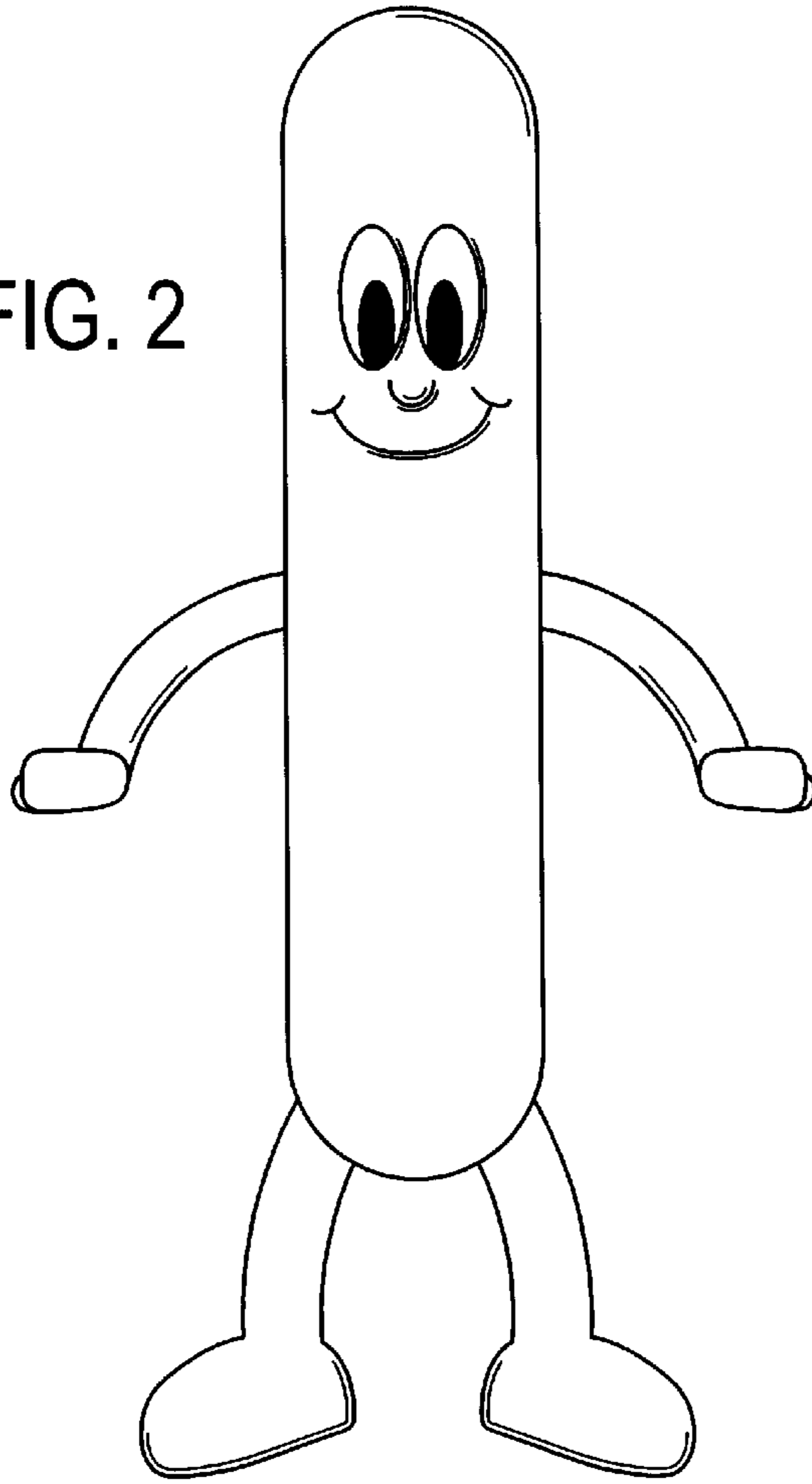


FIG. 4

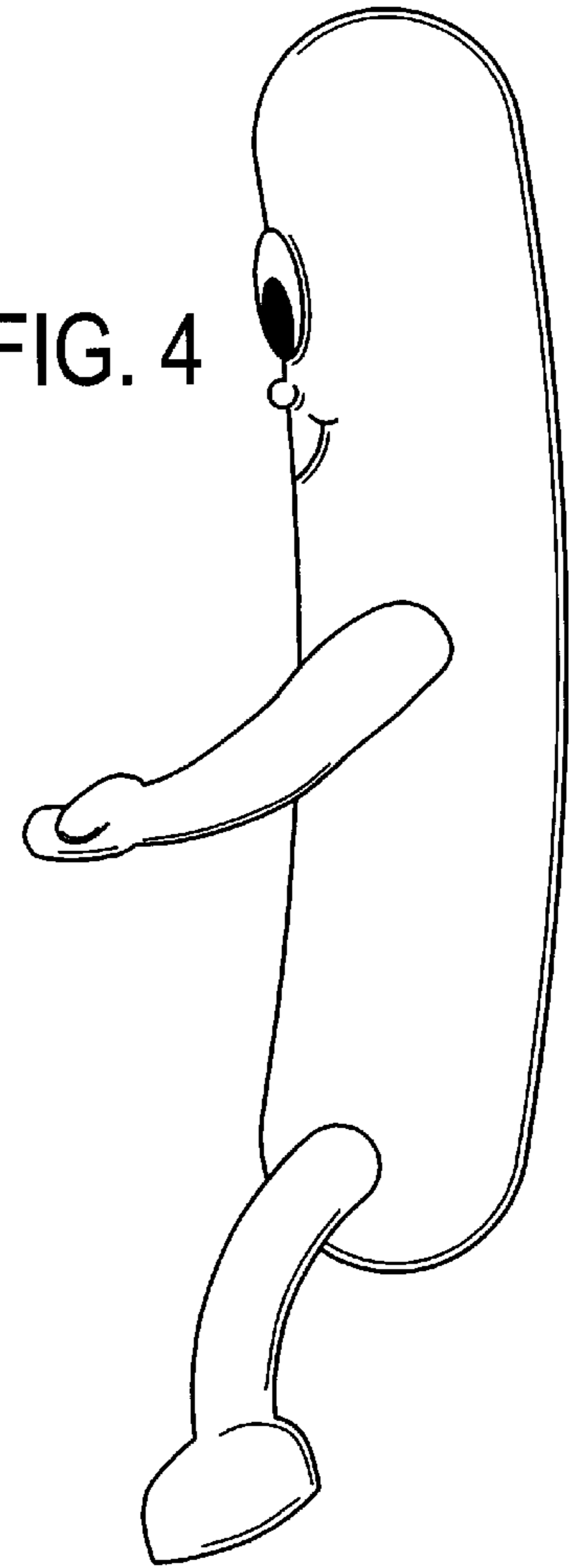


FIG. 6




FIG. 3

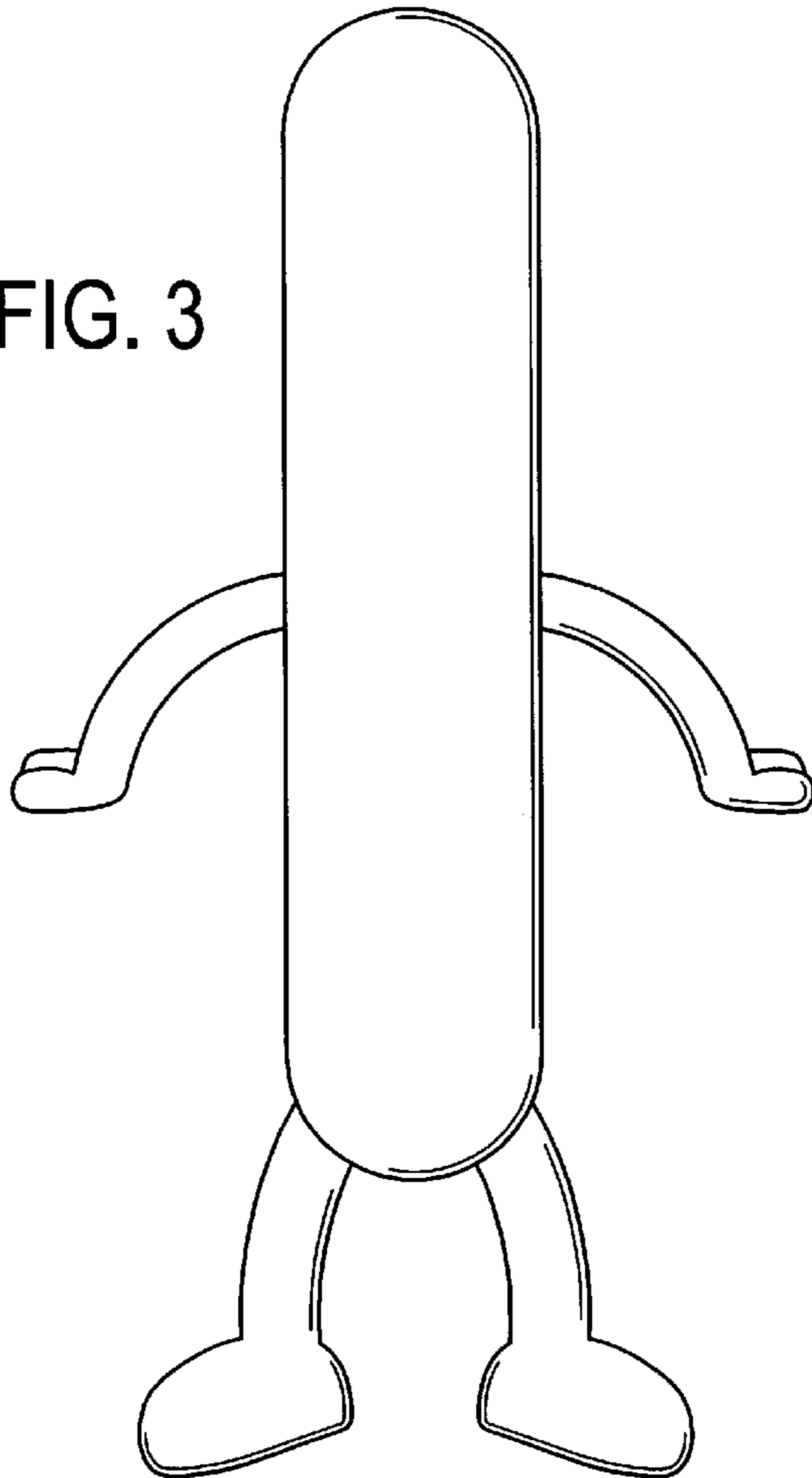


FIG. 5

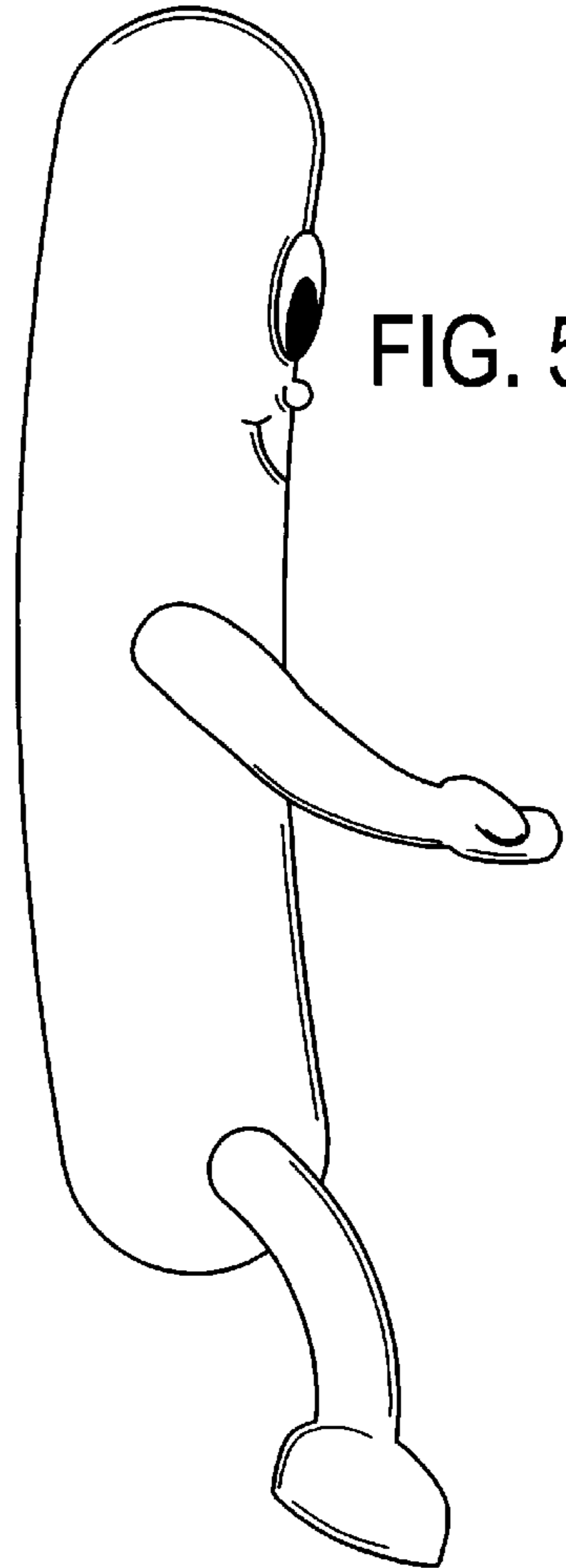


FIG. 7

