



US00D482735S

(12) **United States Design Patent**
Evans

(10) **Patent No.:** **US D482,735 S**

(45) **Date of Patent:** **** Nov. 25, 2003**

(54) **STACKABLE POKER CHIP HOLDER**

(76) **Inventor:** **Evan Christopher Evans, 2722**
Broadmoor Ave., Concord, CA (US)
94520

(**) **Term:** **14 Years**

(21) **Appl. No.:** **29/173,278**

(22) **Filed:** **Dec. 23, 2002**

(51) **LOC (7) Cl.** **21-01**

(52) **U.S. Cl.** **D21/392; D7/553.3**

(58) **Field of Search** **D21/369, 385,**
D21/392-394, 396, 397; D3/269, 313-314;
D7/553.3-553.4; D9/341; 206/315.1; 211/49.1,
126.1; 220/532-533; 273/148 R

(56) **References Cited**

U.S. PATENT DOCUMENTS

2,292,721	A	8/1942	Stanton	
D141,950	S	8/1945	Sewell	
D148,685	S	2/1948	Foier	
2,620,063	A	* 12/1952	Stanton	206/315.1
3,306,462	A	* 2/1967	Cruz	273/148 R
3,740,238	A	* 6/1973	Graham	211/49.1

D274,441	S	6/1984	Stevenson	
D292,661	S	* 11/1987	Lacey	D7/553.3
D330,734	S	11/1992	Luten	
D399,540	S	10/1998	Wolfenstein	
D437,116	S	* 2/2001	Dembicks	D3/313

* cited by examiner

Primary Examiner—Sandra L. Morris

(74) *Attorney, Agent, or Firm*—Adams Law Office; Sharon J. Adams

(57) **CLAIM**

The ornamental design for a stackable poker chip holder, as shown.

DESCRIPTION

FIG. 1 is a perspective view of my new design for a poker chip holder;


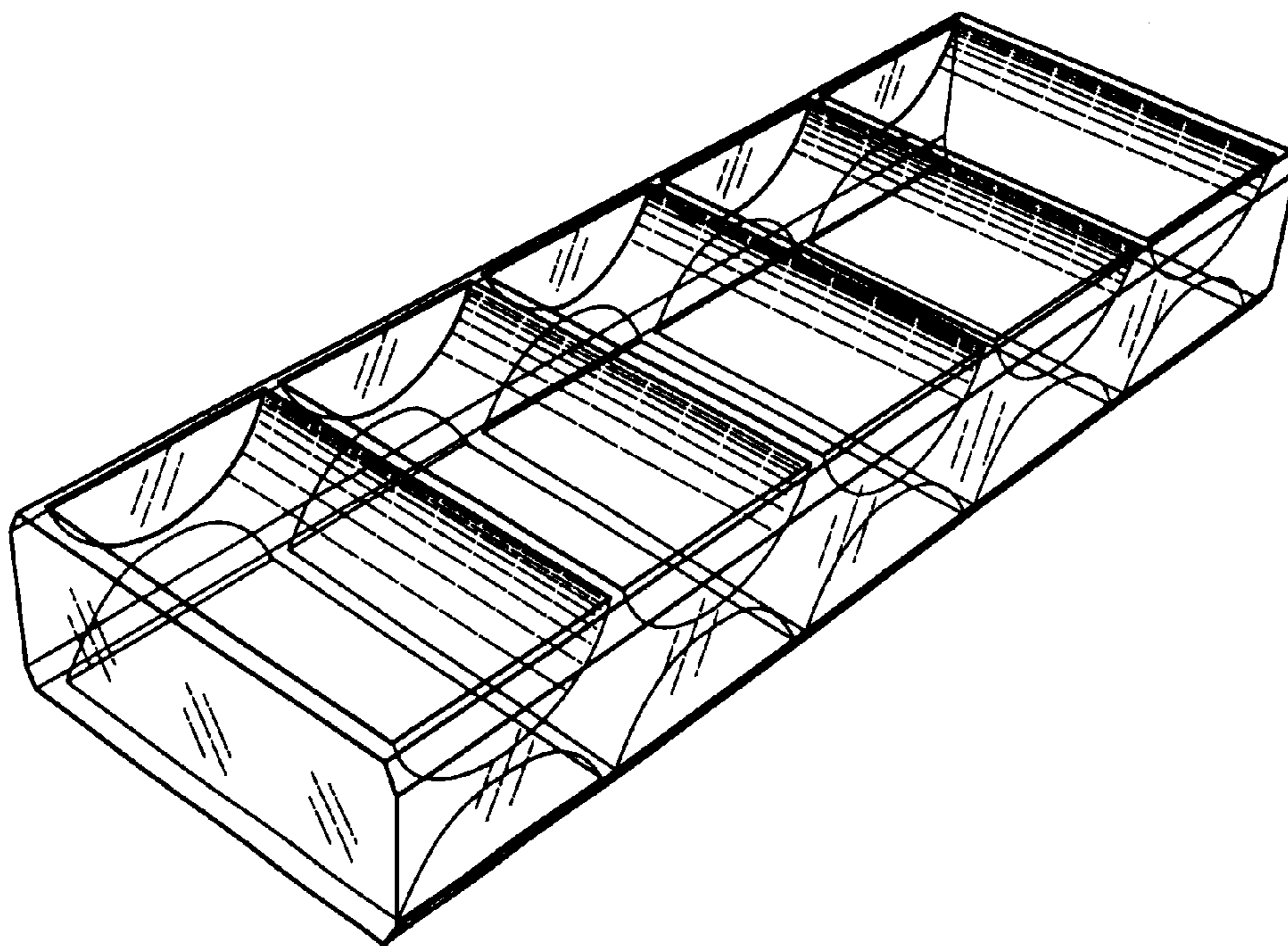
FIG. 2 is an elevational view of the front or back of the claimed invention;

FIG. 3 is an elevational view of the left or right side of the claimed invention;

FIG. 4 is a plan view of the top or bottom of the claimed invention; and,

FIG. 5 is a longitudinal sectional view.

1 Claim, 2 Drawing Sheets



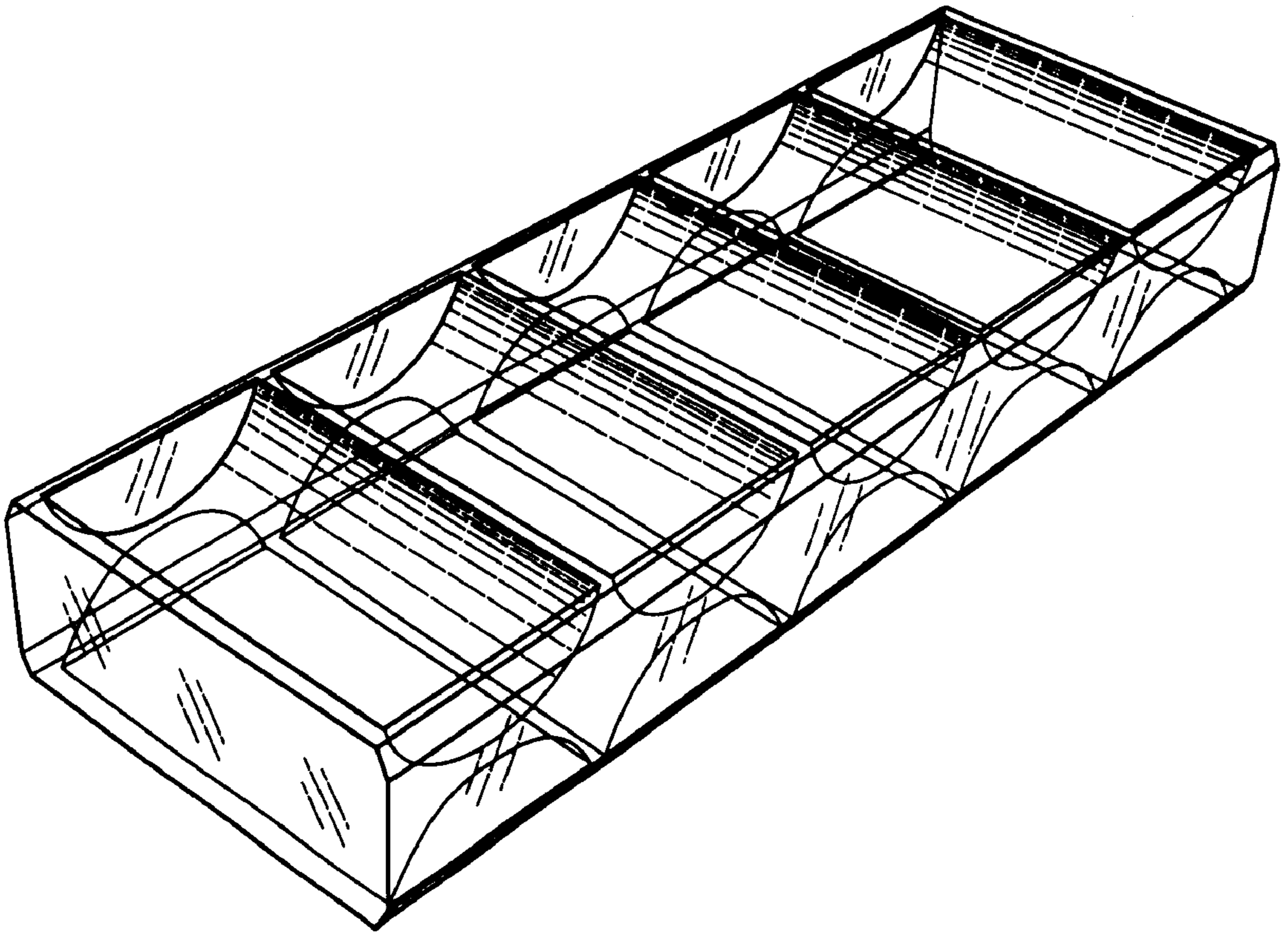


FIG. 1

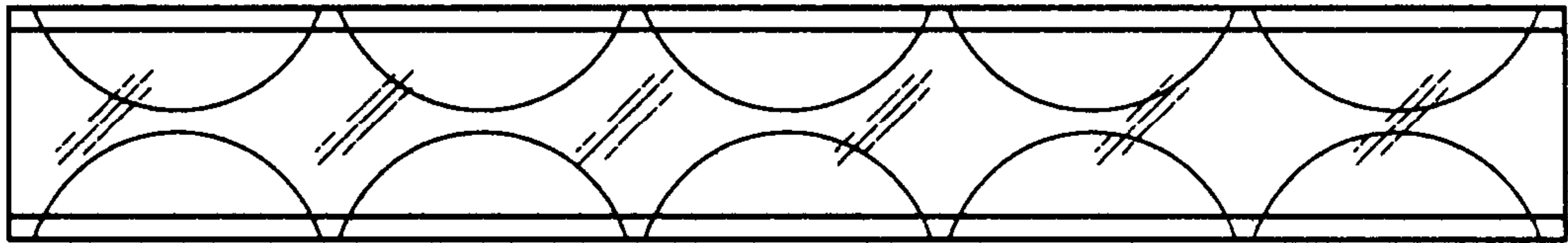


FIG. 2

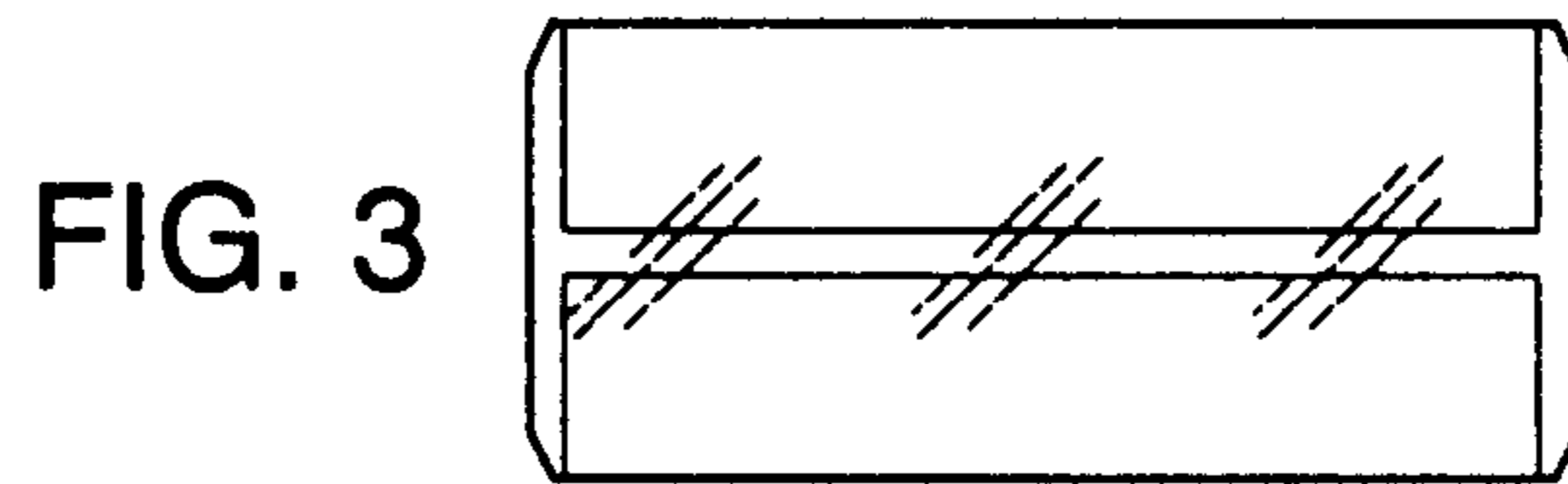


FIG. 3

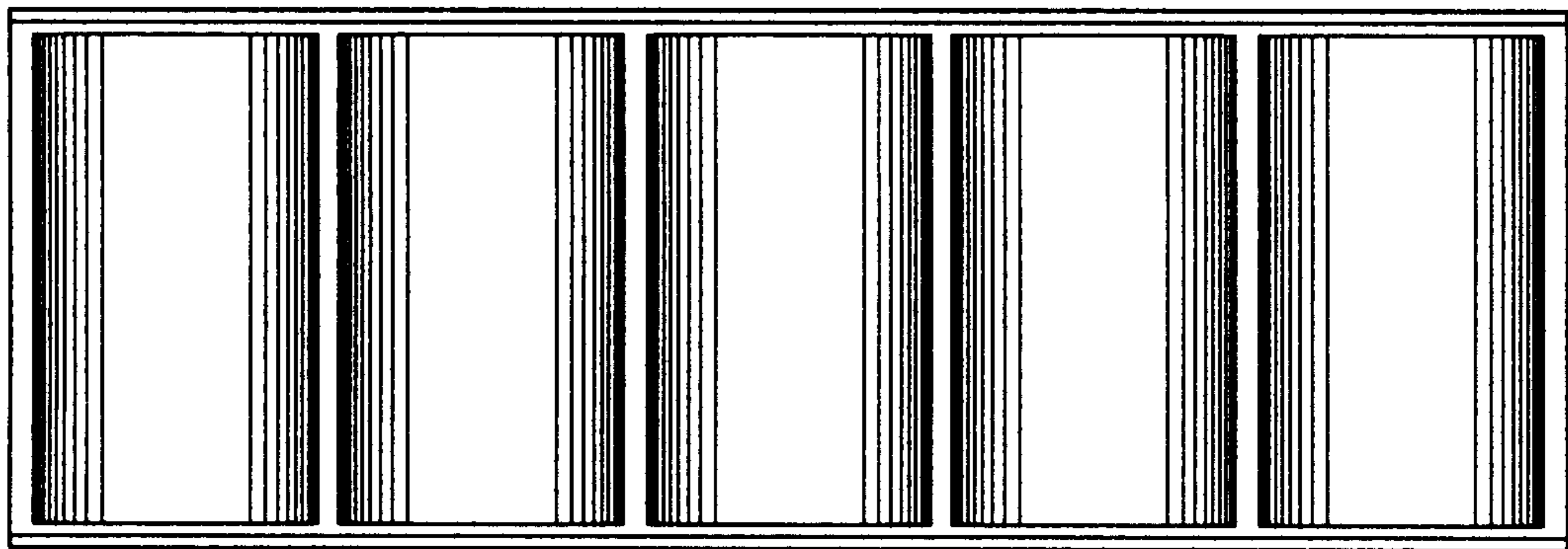


FIG. 4

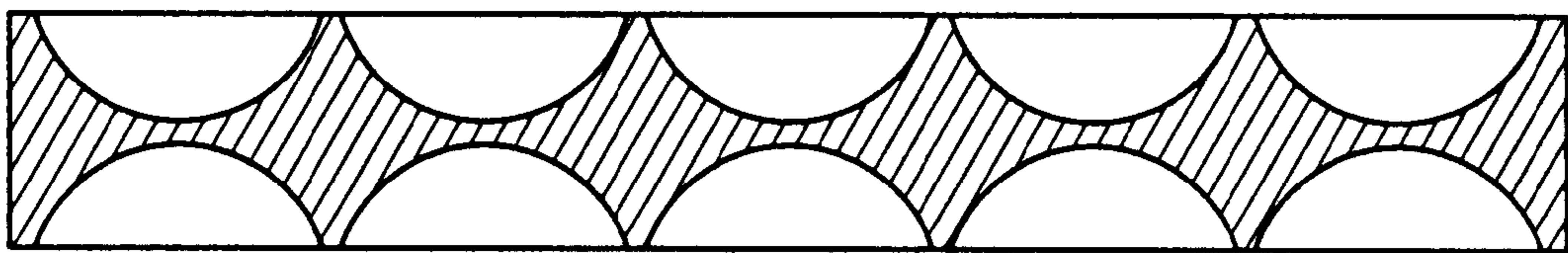


FIG. 5