



US00D482675S

(12) **United States Design Patent**  
**Carbone**

(10) **Patent No.:** **US D482,675 S**

(45) **Date of Patent:** **\*\* Nov. 25, 2003**

(54) **LOUDSPEAKER**

6,035,962 A \* 3/2000 Lin ..... 181/199  
D439,238 S \* 3/2001 Mackie et al. .... D14/214  
D449,291 S \* 10/2001 Oikawa ..... D14/214

(75) Inventor: **Richard J. Carbone**, Sterling, MA  
(US)

\* cited by examiner

(73) Assignee: **Bose Corporation**, Framingham, MA  
(US)

*Primary Examiner*—Nanda Bondade  
(74) *Attorney, Agent, or Firm*—Fish & Richardson P.C.

(\*\*) Term: **14 Years**

(57) **CLAIM**

(21) Appl. No.: **29/151,962**

The ornamental design for a loudspeaker, substantially as shown and described.

(22) Filed: **Dec. 11, 2001**

(51) **LOC (7) Cl.** ..... **14-01**

(52) **U.S. Cl.** ..... **D14/214**

(58) **Field of Search** ..... D14/204, 207,  
D14/209–216, 356; 181/144–145, 147–148,  
150, 153, 157, 198–199; 381/300–302,  
306, 333, 345, 361–364, 386–388

**DESCRIPTION**

FIG. 1 is a perspective view of the loudspeaker showing my new design;

FIG. 2 is a front view thereof;

FIG. 3 is a top plan view thereof; the bottom plan being identical;

FIG. 4 is a side view thereof; and,

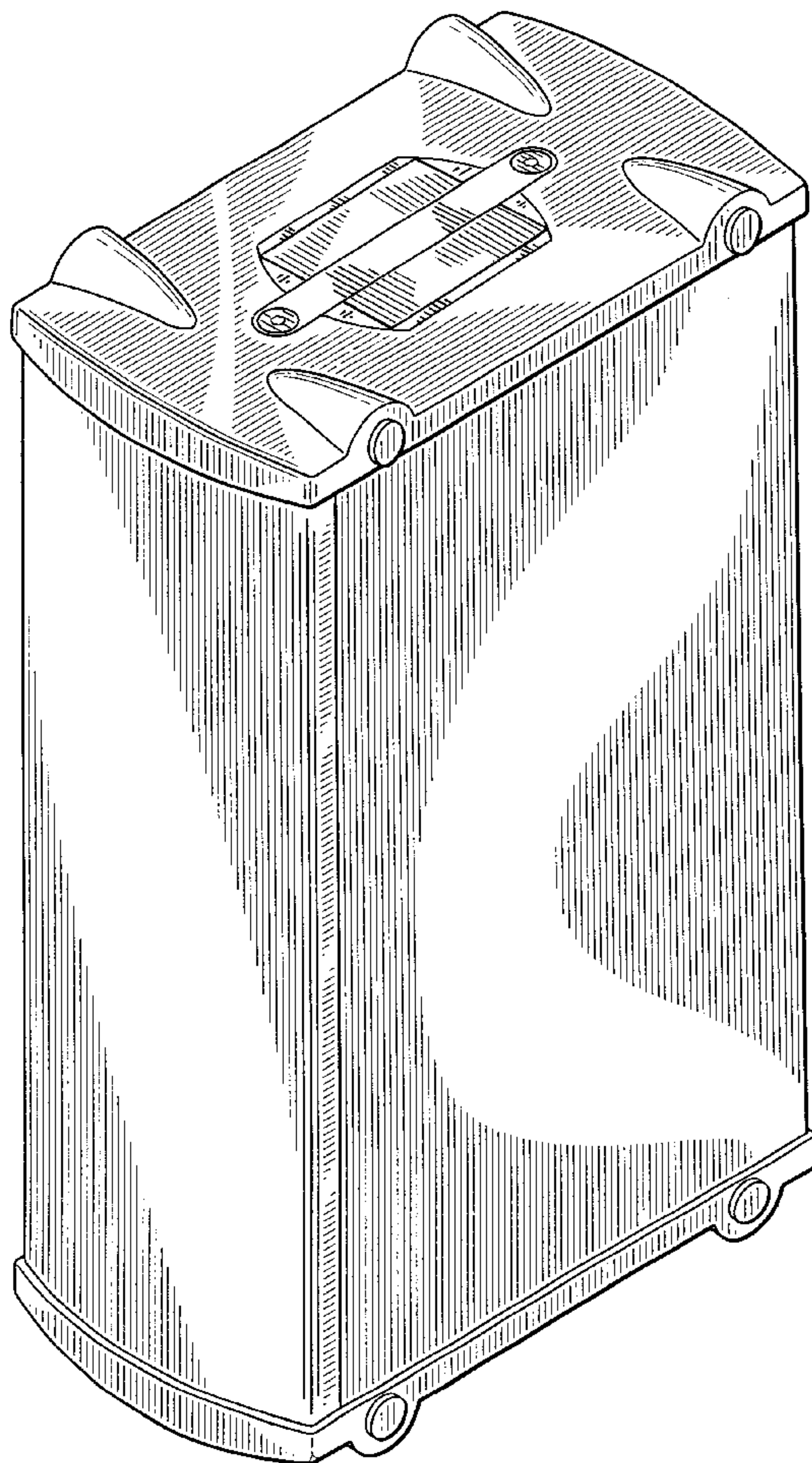
FIG. 5 is a rear view thereof.

(56) **References Cited**

**U.S. PATENT DOCUMENTS**

D319,445 S \* 8/1991 Yamakawa ..... D14/214

**1 Claim, 5 Drawing Sheets**



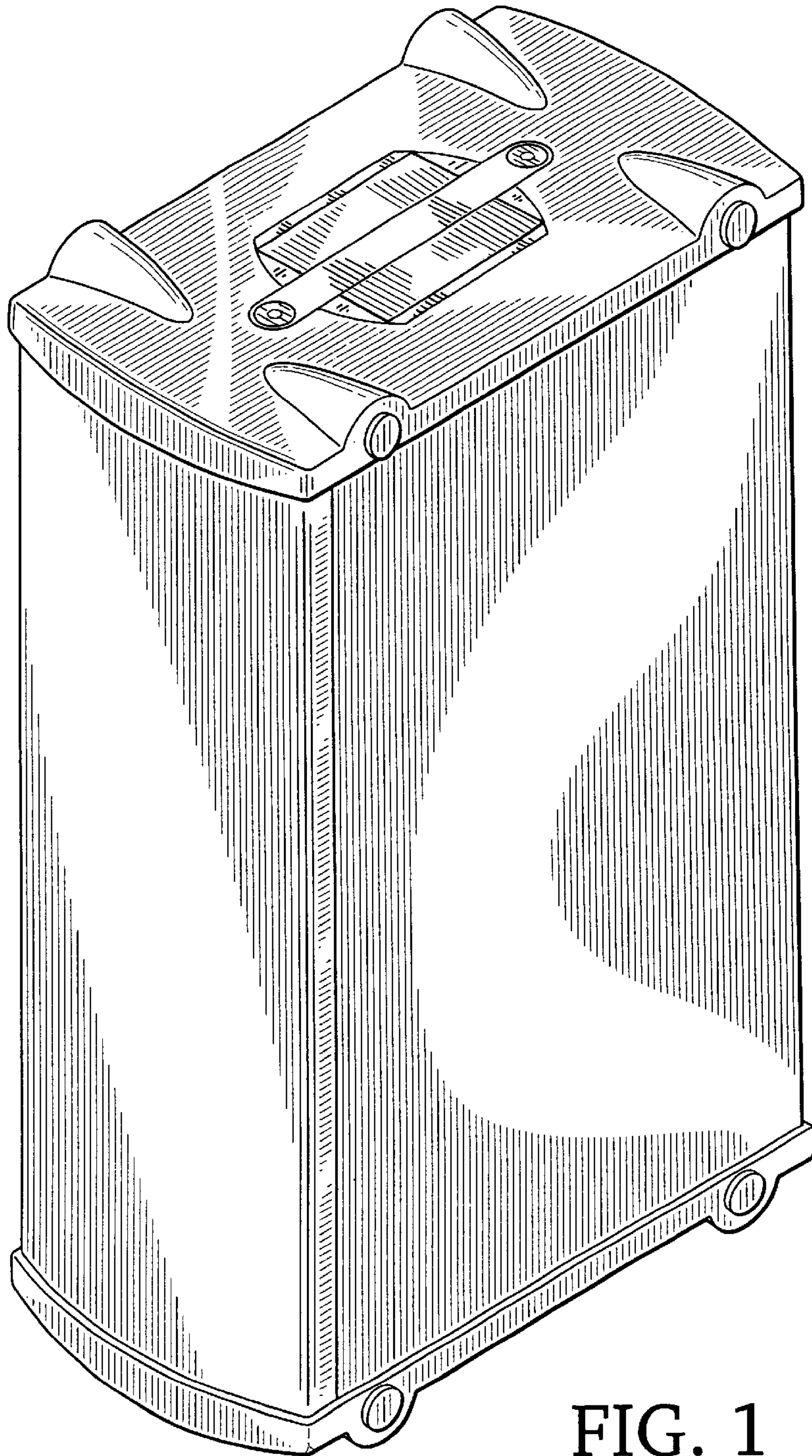


FIG. 1




FIG. 2

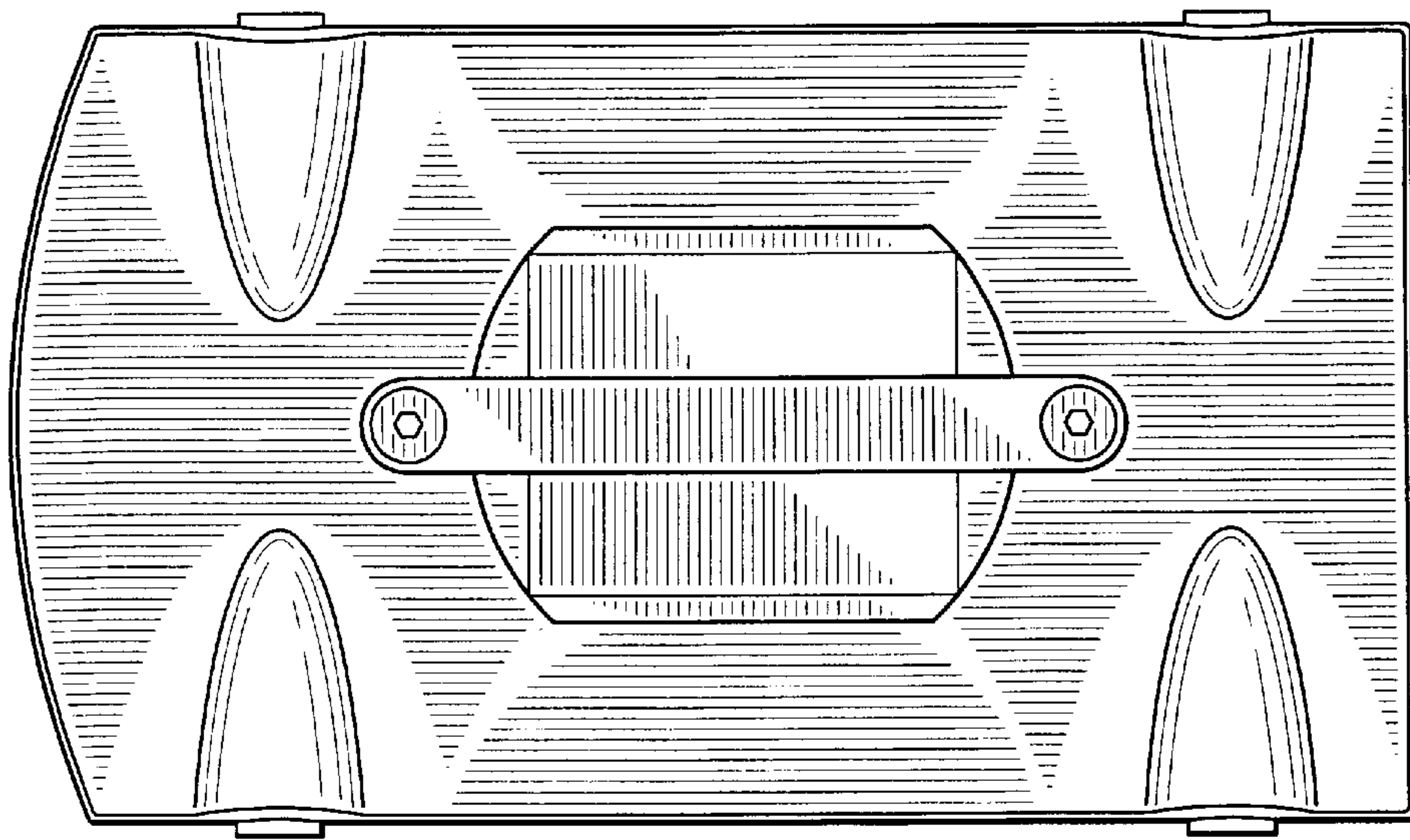


FIG. 3






FIG. 4

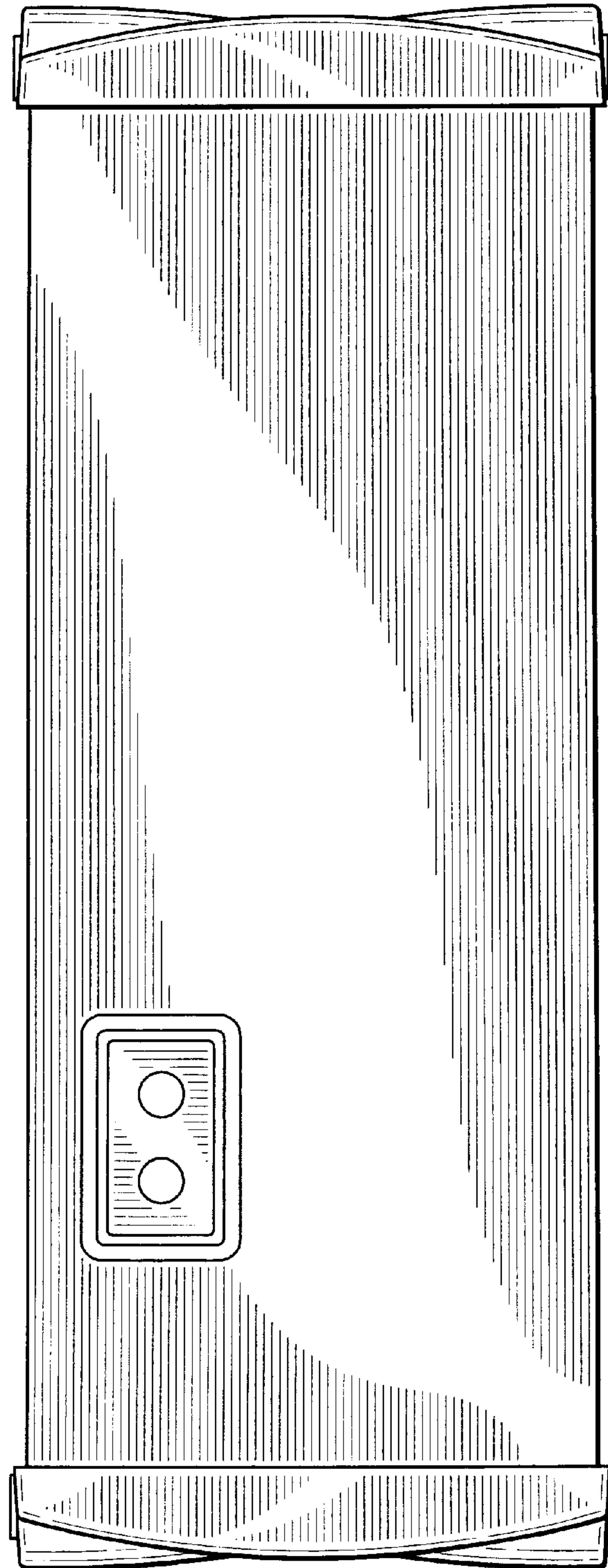


FIG. 5