



US00D482671S

(12) **United States Design Patent** (10) **Patent No.:** **US D482,671 S**  
**DiDonato** (45) **Date of Patent:** **\*\* Nov. 25, 2003**

(54) **CELL PHONE WORN ON WRIST**  
(76) Inventor: **Louis DiDonato**, 197 Forest St.,  
Arlington, MA (US) 02474  
(\*\*) Term: **14 Years**  
(21) Appl. No.: **29/170,186**  
(22) Filed: **Nov. 2, 2002**  
(51) **LOC (7) Cl.** ..... **14-03**  
(52) **U.S. Cl.** ..... **D14/144; D10/31; D14/138**  
(58) **Field of Search** ..... **D14/137, 138,**  
**D14/218, 147-148, 247-248, 144, 142,**  
**191, 341-347, 205, 206, 223; 379/433.01-433.13,**  
**419, 434, 428.01-428.04, 420.01-420.04,**  
**440; 455/550.1-90.3; D21/517; D10/30-32,**  
**37-39; 368/10, 13**

5,898,161 A \* 4/1999 DeVita et al. .... 235/462.44  
D417,628 S \* 12/1999 Bunz ..... D10/39  
6,005,525 A \* 12/1999 Kivela ..... 343/702  
6,035,035 A \* 3/2000 Firooz ..... 379/433  
6,155,841 A \* 12/2000 Spanyol ..... 439/37  
6,158,884 A \* 12/2000 Lebby et al. .... 368/282  
D448,680 S \* 10/2001 Kubo ..... D10/30  
D453,751 S \* 2/2002 Bearden ..... D14/138  
D455,661 S \* 4/2002 Nussbaum ..... D10/32  
D472,821 S \* 4/2003 Pequignet ..... D10/32  
6,567,523 B1 \* 5/2003 Ghassabian ..... 379/433.1  
2002/0105859 A1 \* 8/2002 Davidson et al. .... 368/13

**FOREIGN PATENT DOCUMENTS**

JP 05276056 \* 10/1993

**OTHER PUBLICATIONS**

Hon Kong Enterprise, Oct. 1995, p. 172, calculator-watches.\*

\* cited by examiner

*Primary Examiner*—Jeffrey Asch  
(74) *Attorney, Agent, or Firm*—Mark P. White

(56) **References Cited**

**U.S. PATENT DOCUMENTS**

1,539,781 A \* 5/1925 Smythe ..... 224/165  
D81,132 S \* 5/1930 Gebauer ..... D10/31 X  
D83,721 S \* 3/1931 Cohn ..... D10/39  
D100,404 S \* 7/1936 Worms ..... D10/39  
D115,072 S \* 5/1939 Shillaber ..... D10/31  
D157,606 S \* 3/1950 Lachman ..... D10/38  
D210,462 S \* 3/1968 Roberts et al. .... D14/155  
D211,814 S \* 7/1968 Barlow et al. .... D10/39  
D288,668 S \* 3/1987 Flury ..... D10/31  
D300,514 S \* 4/1989 Morishima ..... D10/31  
4,847,818 A \* 7/1989 Olsen ..... 368/10  
4,985,878 A \* 1/1991 Yamada et al. .... 368/88  
D333,271 S \* 2/1993 Erlichman ..... D10/2  
5,224,076 A \* 6/1993 Thorp ..... 368/10  
5,235,561 A \* 8/1993 Seager ..... 368/10  
5,239,521 A \* 8/1993 Blonder ..... 368/10  
D342,740 S \* 12/1993 Parker ..... D14/218  
D355,611 S \* 2/1995 Hanagata ..... D10/31  
D360,592 S \* 7/1995 Wermekes ..... D10/32  
D381,653 S \* 7/1997 Voroba et al. .... D14/138  
5,659,611 A \* 8/1997 Saksa ..... 379/433  
D383,985 S \* 9/1997 Davenport ..... D10/31  
D386,094 S \* 11/1997 Ventrella ..... D10/30  
D389,077 S \* 1/1998 Miranda, Jr. .... D10/106  
5,841,849 A \* 11/1998 Macor ..... 379/142  
D402,654 S \* 12/1998 Consolo ..... D14/144  
5,889,737 A \* 3/1999 Alameh et al. .... 368/204

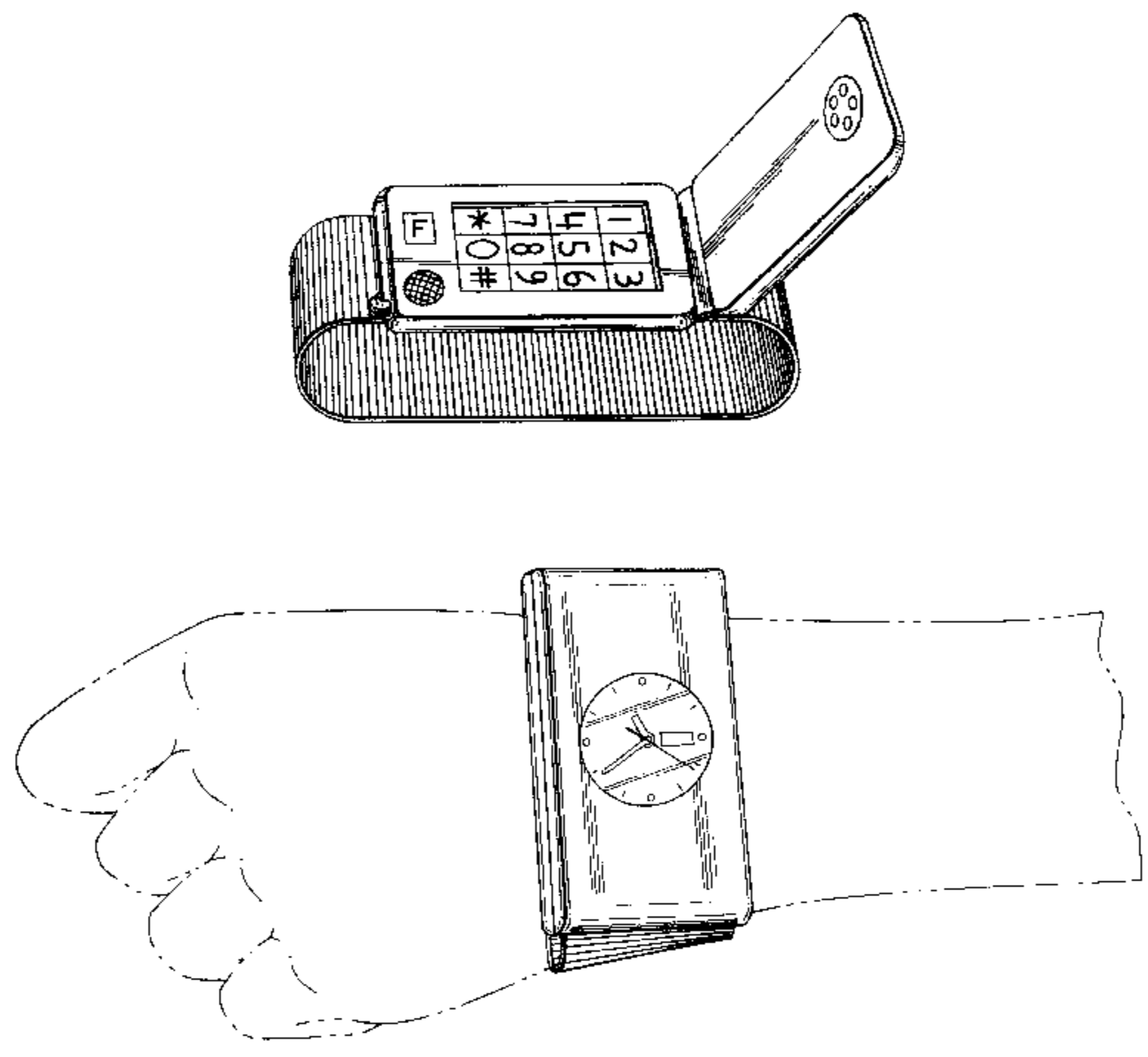
(57) **CLAIM**

The ornamental design for a cell phone worn on wrist, as shown and described.

**DESCRIPTION**

FIG. 1 is a perspective view of the cell phone, showing it in opened position, with elastic band affixed to the bottom of the phone body.  
FIG. 2 is a perspective view of a user holding the cell phone in the left hand, with the elastic band encircling the palm of the user's hand for ease of use.  
FIG. 3 is a perspective view of the cell phone, on the user's wrist, in closed position, showing the watch face on the top side.  
FIG. 4 is an end elevation view of the cell phone.  
FIG. 5 is a side elevation view of the cell phone; and,  
FIG. 6 is an end elevation view of the cell phone, taken from the side opposite FIG. 4.  
The broken line showings in the drawing are for illustrative purposes only and form no part of the claimed design.

**1 Claim, 4 Drawing Sheets**






FIG. 1



FIG. 2




FIG. 3




FIG. 4




FIG. 5




FIG. 6