



US00D482640S

(12) **United States Design Patent** (10) **Patent No.:** **US D482,640 S**  
**TaMuRa et al.** (45) **Date of Patent:** **\*\* \*Nov. 25, 2003**

(54) **MOTORCYCLE**

D453,126 S \* 1/2002 Nakazawa et al. .... D12/110  
D460,931 S \* 7/2002 Nakazawa et al. .... D12/110

(75) Inventors: **Kenji TaMuRa**, Wako (JP); **Masamoto Ito**, Wako (JP)

**OTHER PUBLICATIONS**

(73) Assignee: **Honda Giken Kogyo Kabushiki Kaisha**, Tokyo (JP)

Pg. 106 of "Car Styling" Magazine, May 31, 2001, vol. 3, No. HA13005417 at the Design Department of the Japan Patent Office.

(\* ) Notice: This patent is subject to a terminal disclaimer.

\* cited by examiner

(\*\*) Term: **14 Years**

*Primary Examiner*—Alan P. Douglas  
*Assistant Examiner*—Linda Brooks  
(74) *Attorney, Agent, or Firm*—Birch, Stewart, Kolasch & Birch, LLP

(21) Appl. No.: **29/167,594**

(22) Filed: **Sep. 18, 2002**

(57) **CLAIM**

(30) **Foreign Application Priority Data**

The ornamental design for a motorcycle, as shown and described.

Aug. 22, 2002 (JP) ..... 2002-022412

**DESCRIPTION**

(51) **LOC (7) Cl.** ..... **12-11**

FIG. 1 is a front perspective view of motorcycle, showing our new design;

(52) **U.S. Cl.** ..... **D12/110**

FIG. 2 is a rear perspective view thereof;

(58) **Field of Search** ..... D12/110; 180/219

FIG. 3 is a front elevation view thereof;

(56) **References Cited**

FIG. 4 is a rear elevation view thereof;

**U.S. PATENT DOCUMENTS**

FIG. 5 is a top plan view of thereof;

D339,089 S 9/1993 Gibbons et al.

FIG. 6 is a right side elevation view thereof; and,

D417,173 S 11/1999 Yamaguchi et al.

FIG. 7 is a left side elevation view thereof.

D426,174 S \* 6/2000 Sofue et al. .... D12/110

**1 Claim, 4 Drawing Sheets**

D442,892 S \* 5/2001 Timmermann ..... D12/110

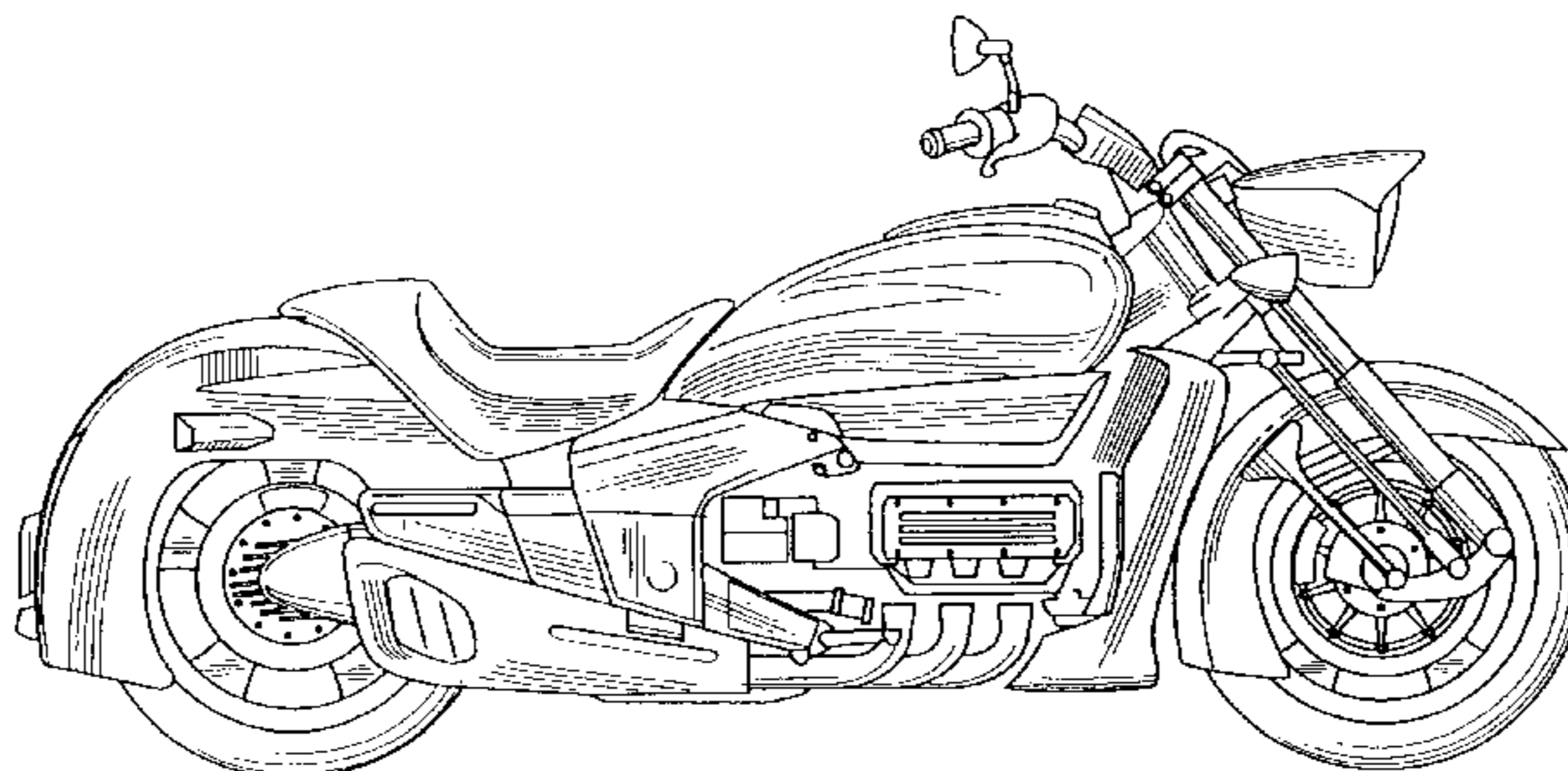



Fig.1




Fig.2




Fig.3

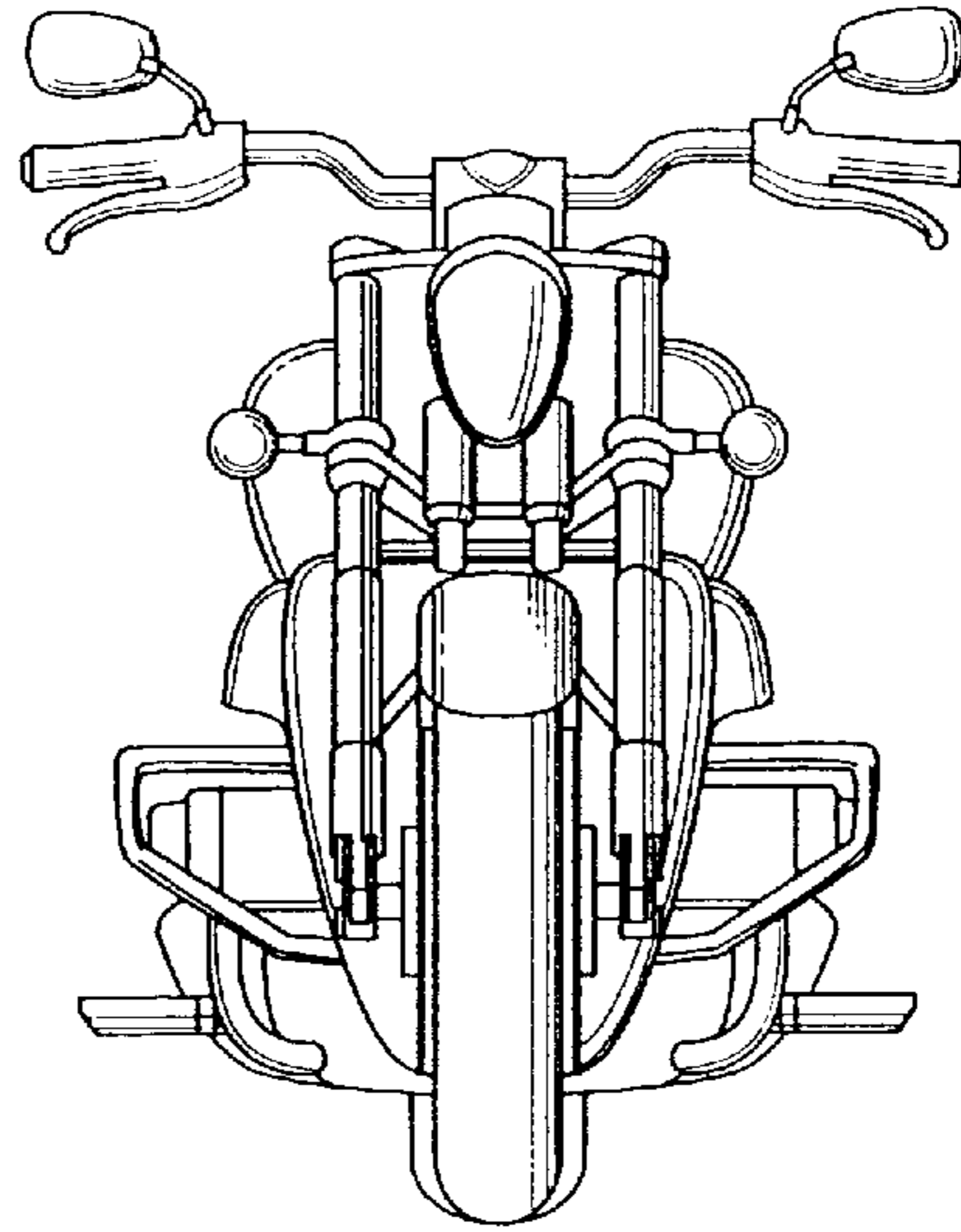


Fig.4

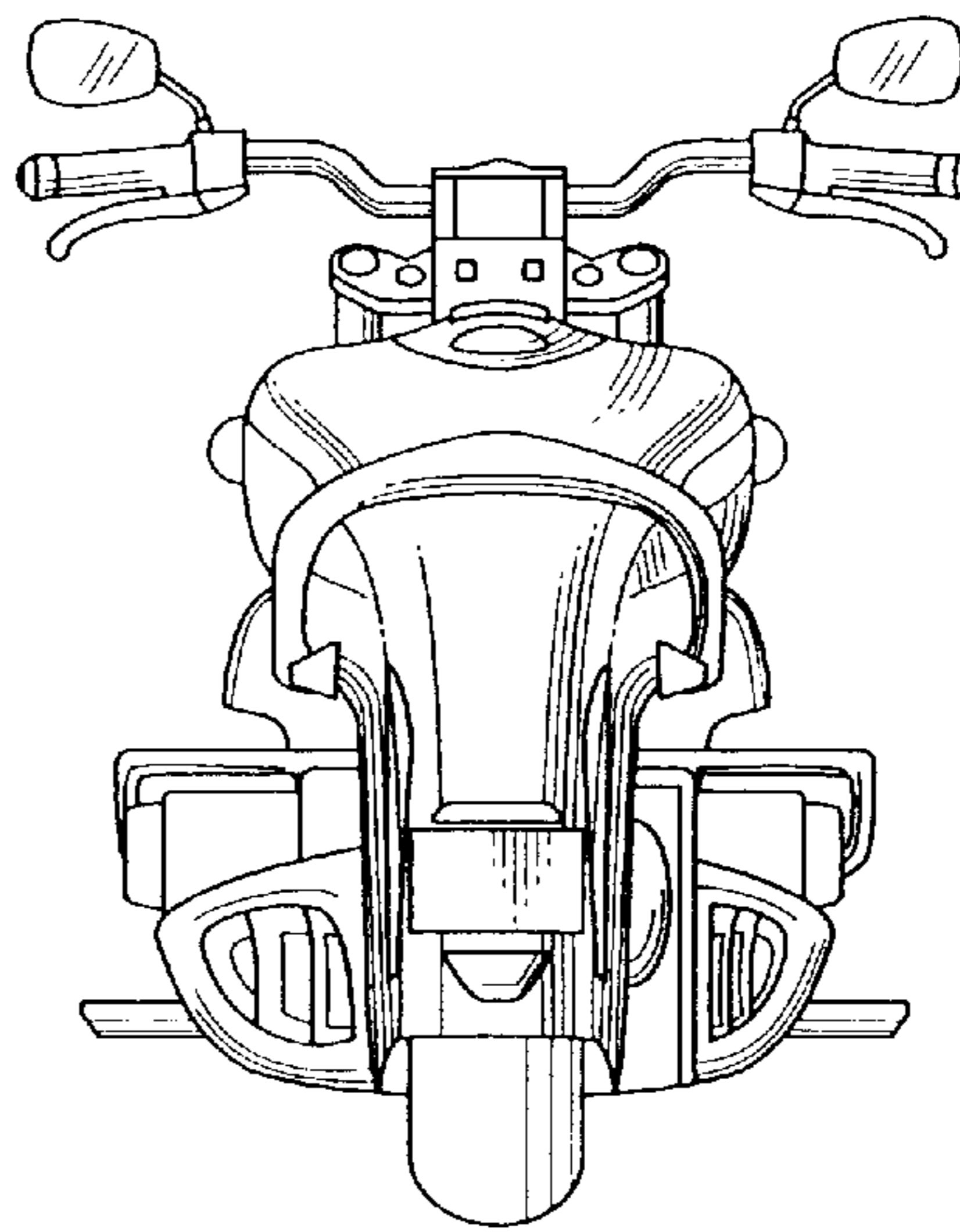


Fig.5

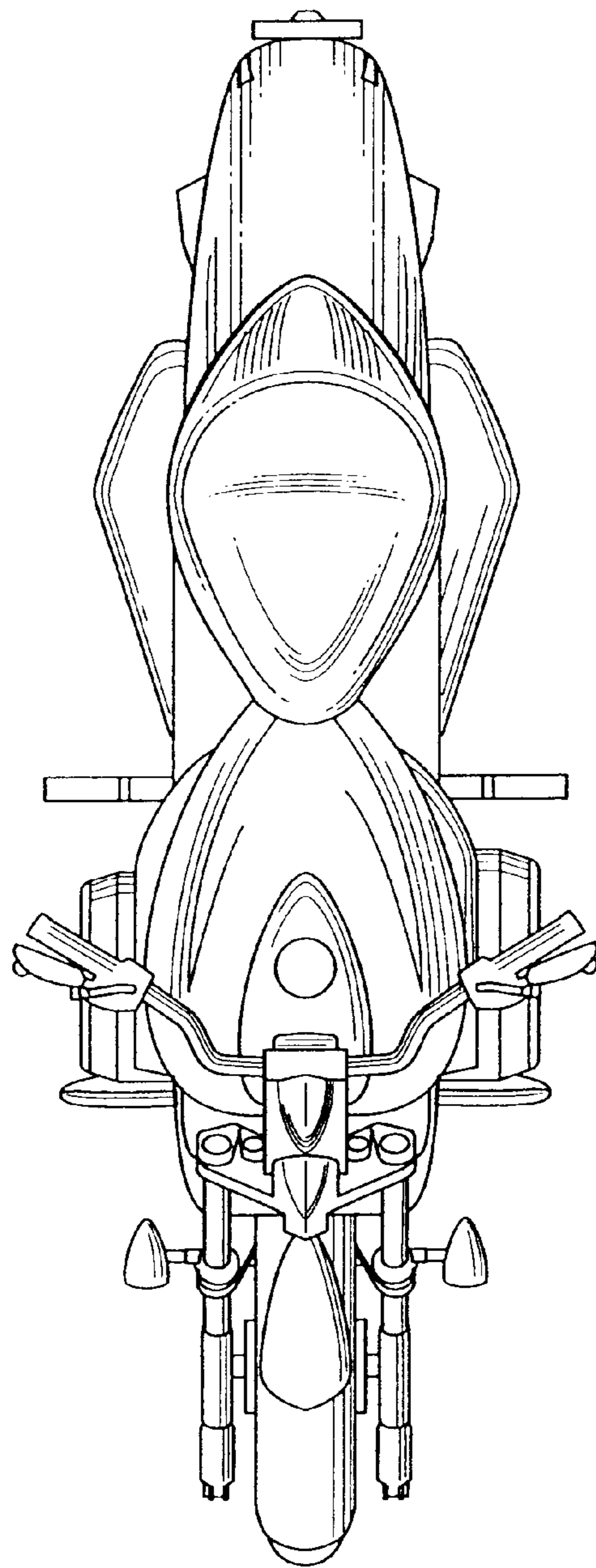


Fig.6

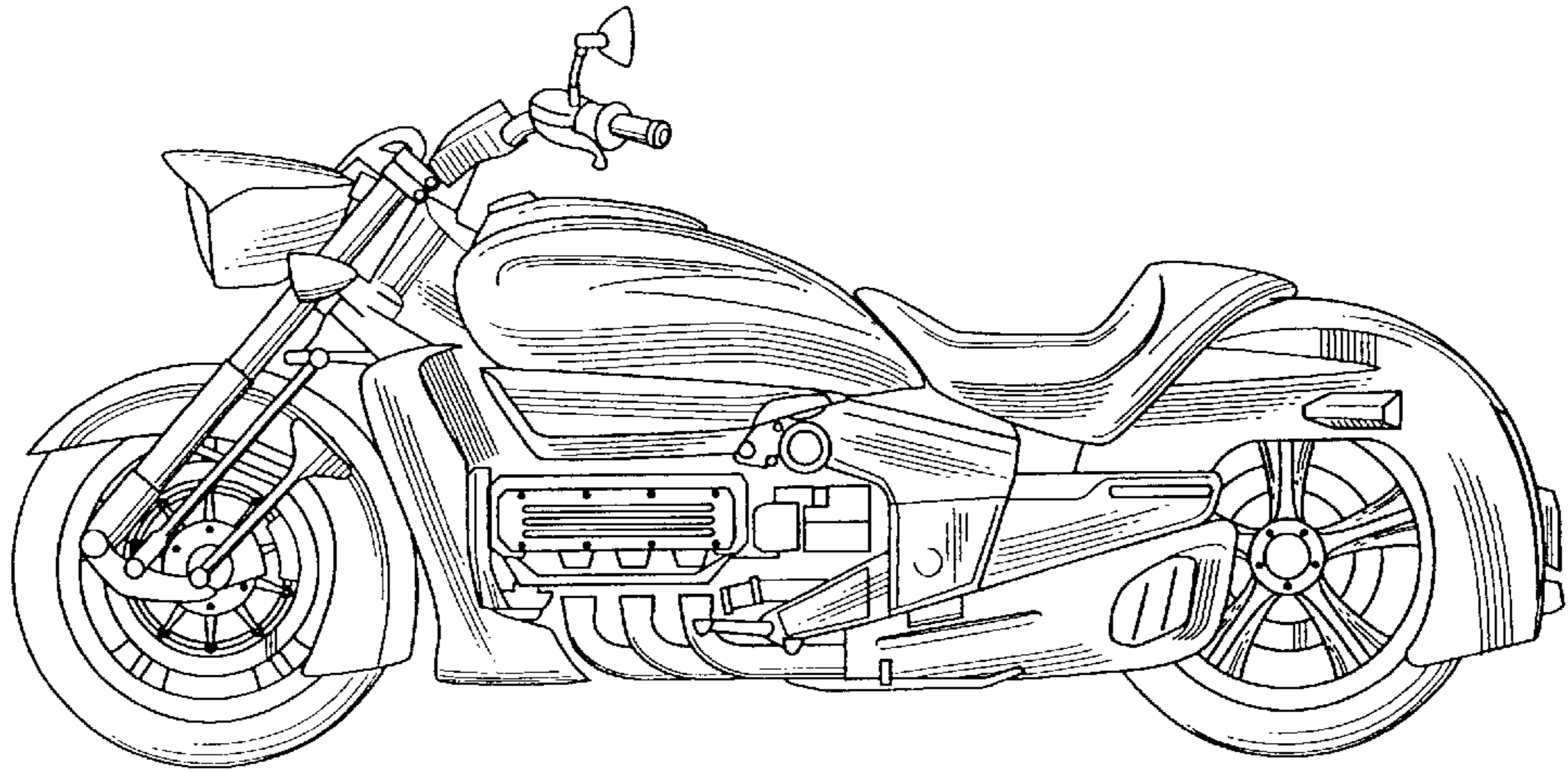


Fig.7

