



US00D482619S

(12) **United States Design Patent**
Cummings

(10) **Patent No.:** **US D482,619 S**

(45) **Date of Patent:** **** Nov. 25, 2003**

(54) **DISPENSER**

(75) Inventor: **Bruce Cummings**, New York, NY (US)

(73) Assignee: **Colgate-Palmolive Company**, New York, NY (US)

(**) Term: **14 Years**

(21) Appl. No.: **29/177,776**

(22) Filed: **Mar. 14, 2003**

(51) **LOC (7) Cl.** **09-01**

(52) **U.S. Cl.** **D9/529; D9/558**

(58) **Field of Search** D9/337, 338, 516,
D9/522, 529-530, 539, 541-542, 544, 549,
552, 558, 565, 571, 575; 206/219, 221;
215/210, 212-213, 215; 222/45, 202, 262-263

(56) **References Cited**

U.S. PATENT DOCUMENTS

3,039,132 A * 6/1962 Hambley 401/220
5,000,356 A * 3/1991 Johnson et al. 222/391
D331,534 S * 12/1992 Thompson et al. D9/338
D333,977 S * 3/1993 Gatrost et al. D9/337

D400,094 S * 10/1998 Poisson et al. D9/338
D407,636 S * 4/1999 Poisson et al. D9/338
D415,021 S * 10/1999 Hutchinson et al. D9/338
D462,431 S * 9/2002 Bunce et al. D23/366
D465,881 S * 11/2002 LaBlaine D9/338 X
D474,399 S * 5/2003 Cummings D9/338
D477,998 S * 8/2003 Cummings D9/338

* cited by examiner

Primary Examiner—Philip S. Hyder

Assistant Examiner—Carol Rademaker

(74) *Attorney, Agent, or Firm*—Michael J. McGreal

(57) **CLAIM**

The ornamental design for a dispenser, as shown and described.

DESCRIPTION


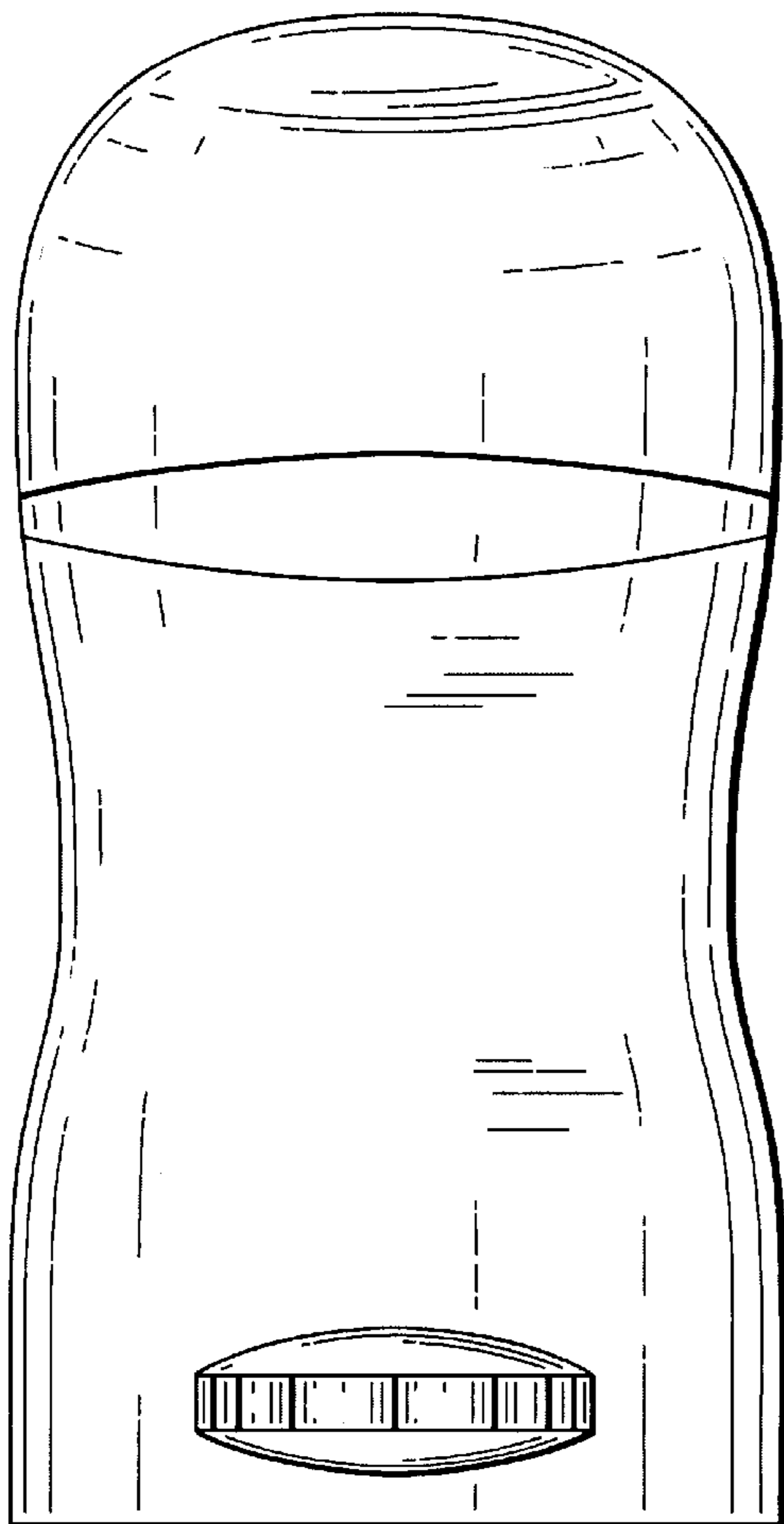
FIG. 1 is a front elevation view of my design for a dispenser, the rear elevation view being a mirror image thereof.

FIG. 2 is a left side elevation view thereof.

FIG. 3 is a right side elevation view thereof; and,

FIG. 4 is a top plan view thereof.

1 Claim, 4 Drawing Sheets






FIG. 1

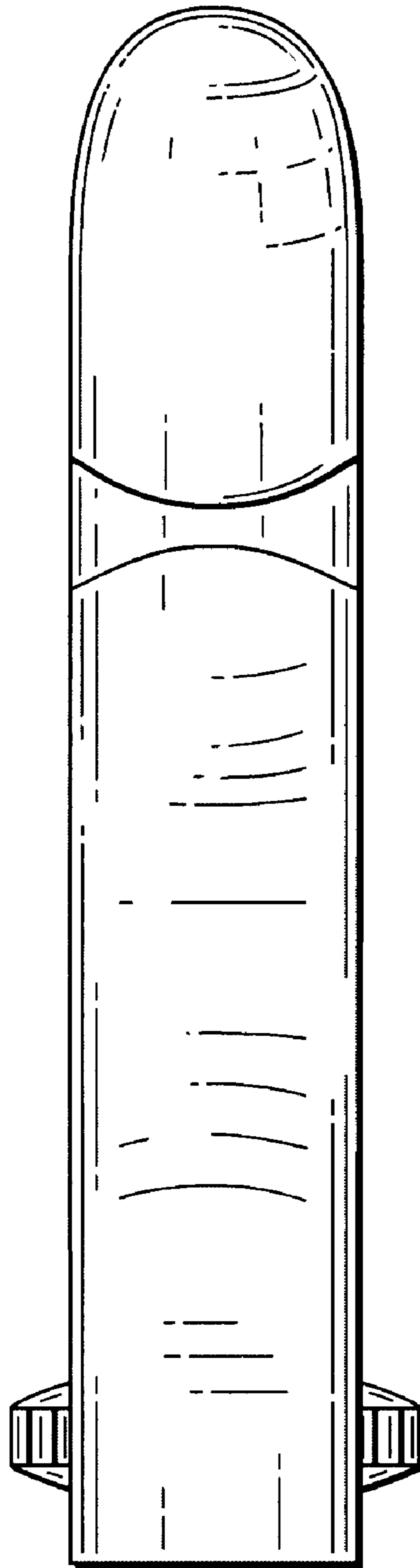


FIG. 2

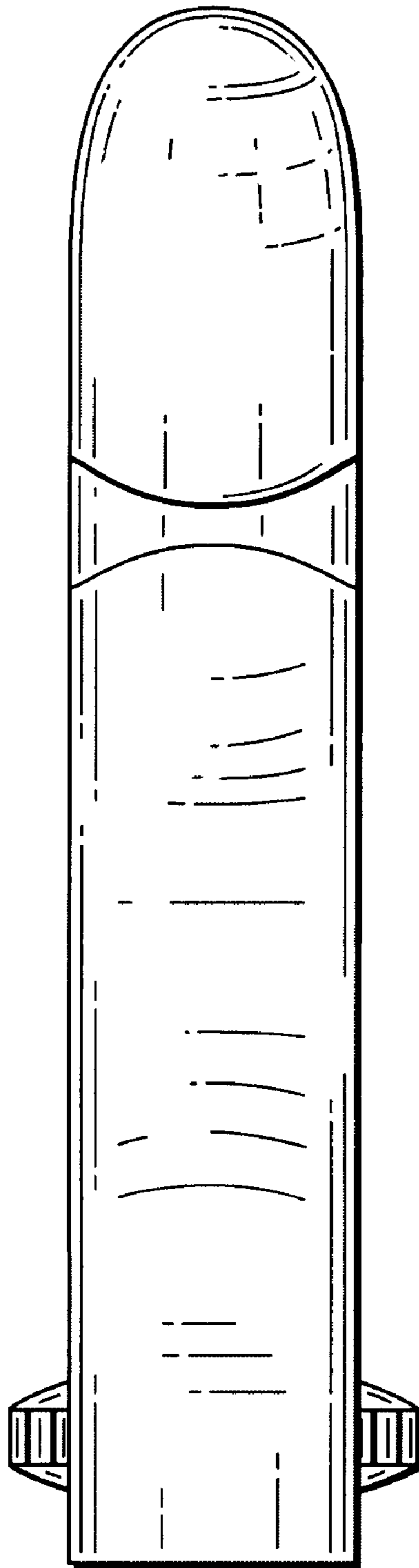


FIG. 3




FIG. 4