



US00D482612S

(12) **United States Design Patent**
Hager et al.

(10) **Patent No.:** **US D482,612 S**

(45) **Date of Patent:** **** Nov. 25, 2003**

- (54) **SAMPLE DISPLAY PACKAGE**
- (75) Inventors: **Kevin L. Hager**, Grand Rapids, MI
(US); **Linda R. Bayer**, Jenison, MI
(US)
- (73) Assignee: **Access Business Group International
LLC**, Ada, MI (US)
- (**) Term: **14 Years**
- (21) Appl. No.: **29/176,278**
- (22) Filed: **Feb. 19, 2003**
- (51) **LOC (7) Cl.** **09-03**
- (52) **U.S. Cl.** **D9/418; D9/415**
- (58) **Field of Search** D9/414, 415, 418,
D9/305, 306, 457, 337; D3/201, 203; 206/461-471,
806, 807, 828, 769, 770, 775-778, 551,
484, 485, 528, 529, 530, 531

- D336,611 S 6/1993 Anderson
- 5,292,003 A * 3/1994 Baghdassarian 206/469
- D386,966 S * 12/1997 Seelig D9/415
- 5,813,538 A 9/1998 Kaufman
- 5,826,737 A * 10/1998 Zakensberg 206/469
- D422,210 S 4/2000 Sturkie et al.
- 6,126,315 A 10/2000 Ichikawa et al.
- D434,654 S * 12/2000 McCool D9/415
- D436,531 S * 1/2001 Holmes et al. D9/418
- D437,777 S * 2/2001 Wootton D9/415
- D441,645 S * 5/2001 Longhurst D9/415
- D455,070 S 4/2002 Davis
- 2002/0148751 A1 10/2002 Pedroli et al.

* cited by examiner

Primary Examiner—Prabhakar Deshmukh
(74) *Attorney, Agent, or Firm*—Brinks Hofer Gilson &
Lione; G. Peter Nichols

(57) **CLAIM**

The ornamental design for a sample display package, as shown and described.

- (56) **References Cited**
- U.S. PATENT DOCUMENTS
- 2,491,554 A 12/1949 Finley
- D176,319 S 12/1955 Goodrich
- 3,302,845 A 2/1967 Gould
- 3,307,281 A 3/1967 Mateo
- 3,585,982 A 6/1971 Hollinshead
- 3,621,989 A * 11/1971 Pregont 206/469
- D264,815 S * 6/1982 Lincoln D9/415
- 4,478,341 A 10/1984 Rangaswamy
- 4,574,951 A * 3/1986 Weaver 206/469
- D287,697 S 1/1987 Bernatchez et al.
- 4,823,960 A * 4/1989 Perlberg et al. 206/776
- 4,921,137 A * 5/1990 Heijenga 206/469
- D329,808 S 9/1992 Giraud

DESCRIPTION

FIG. 1 is a perspective view of a sample display package showing our new design;
FIG. 2 is a front elevational view thereof;
FIG. 3 is a right side elevational view thereof;
FIG. 4 is a left side elevational view thereof;
FIG. 5 is a rear elevational view thereof;
FIG. 6 is a top plan view thereof; and,
FIG. 7 is a bottom plan view thereof.
The broken line showing of tablets and capsules is for illustrative purposes only and forms no part of the claimed design.

1 Claim, 2 Drawing Sheets




FIG. 1




FIG. 3



FIG. 2

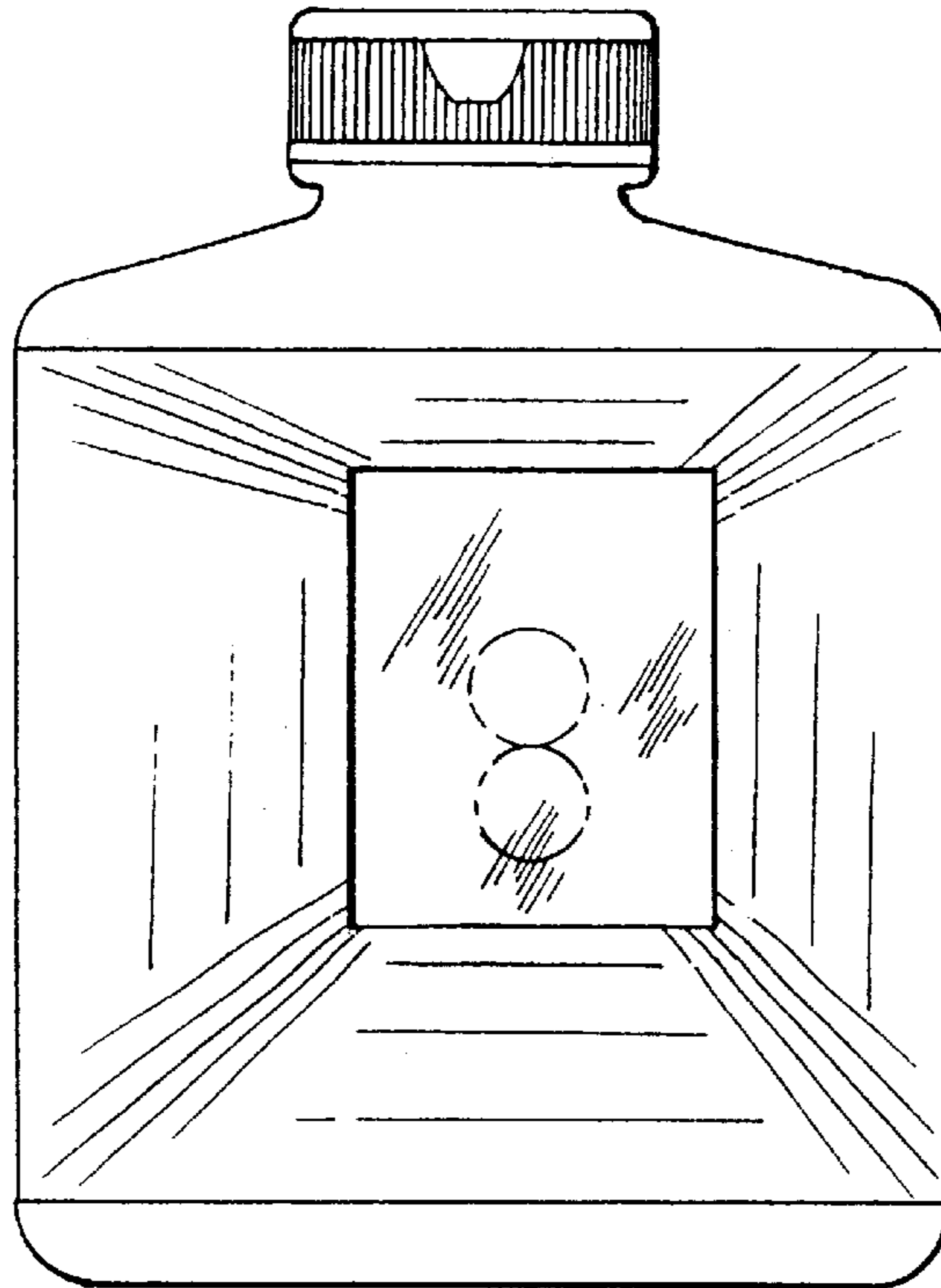


FIG. 4



FIG. 5

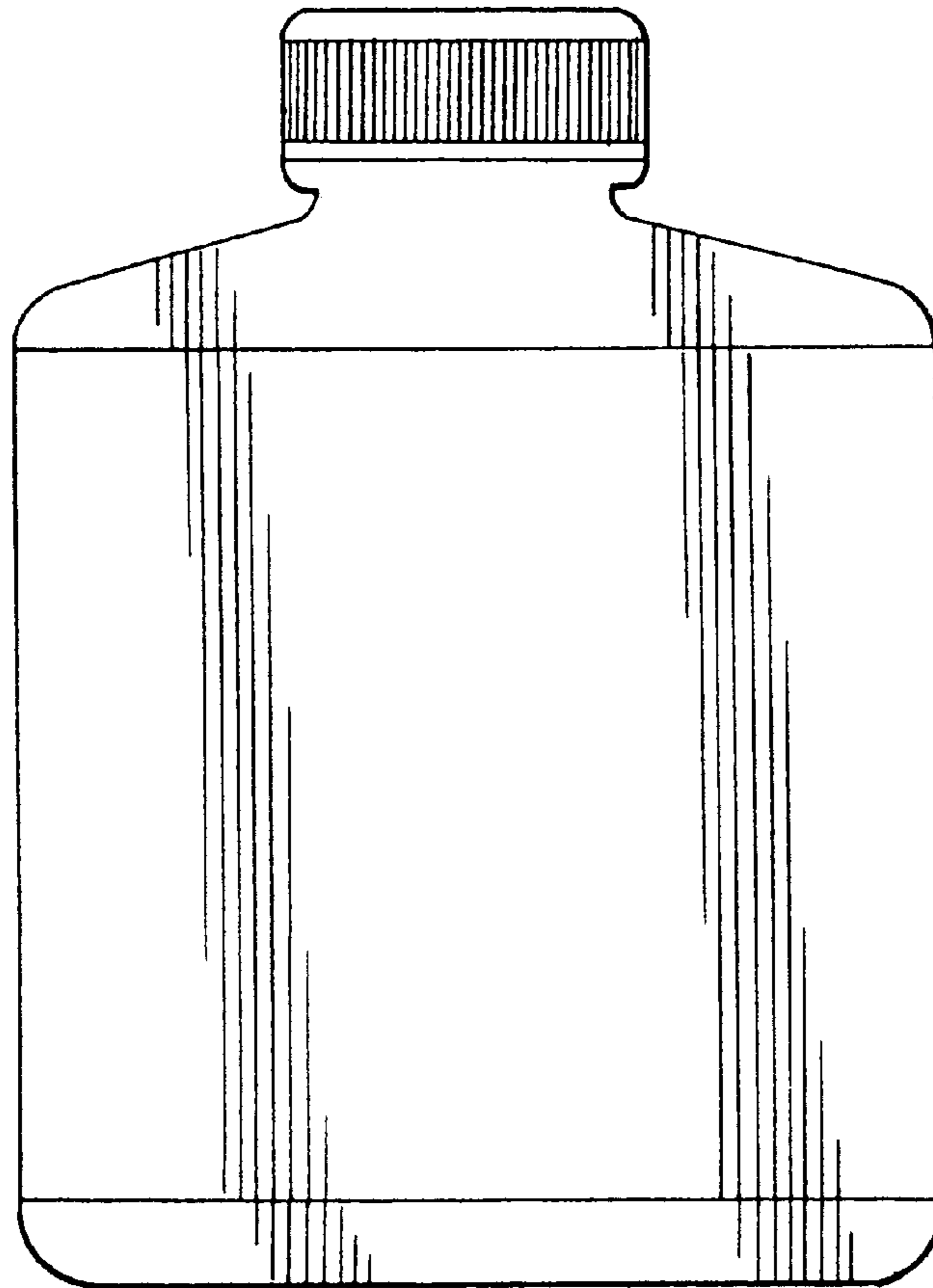


FIG. 6




FIG. 7

