



US00D482610S

(12) **United States Design Patent**
Molitor et al.

(10) **Patent No.:** **US D482,610 S**

(45) **Date of Patent:** **** Nov. 25, 2003**

(54) **FLEXIBLE PACKAGE FOR GOLF BALL SLEEVES**

(75) Inventors: **J. Peter Molitor**, Hatfield, MA (US);
Kenneth Davison, Westfield, MA (US);
Ann Byrnes, Chicopee, MA (US); **Alan Byrne**, Wethersfield, CT (US)

(73) Assignee: **The Top-Flite Golf Company**,
Chicopee, MA (US)

(**) Term: **14 Years**

(21) Appl. No.: **29/154,562**

(22) Filed: **Jan. 25, 2002**

(51) **LOC (7) Cl.** **09-03**

(52) **U.S. Cl.** **D9/418; D9/432**

(58) **Field of Search** D9/414, 415, 418,
D9/432, 337, 341; D3/201, 254, 257, 904;
206/315.1, 315.5, 315.9, 770, 771, 778;
224/918, 919; 221/64, 65, 282; 229/162,
103.2, 103.3, 105, 116.1, 122.27, 203, 164.1,
185.1, 186, 187, 190, 87.01, 87.18, 87.19

(56) **References Cited**

U.S. PATENT DOCUMENTS

1,676,975 A * 7/1928 Anderson et al. 206/315.9
1,983,499 A * 12/1934 Rosenthal 206/315.9
2,528,016 A * 10/1950 Smith 229/162.1
2,712,383 A * 7/1955 Murphy et al. 206/557
3,302,843 A * 2/1967 Sheehan 206/315.9

D257,227 S * 10/1980 Youngberg D9/418
D260,488 S 9/1981 Kinneary
D355,116 S * 2/1995 Bindman D9/418
D369,972 S 5/1996 Solheim
5,713,803 A * 2/1998 Oshima 206/315.9
D394,386 S 5/1998 Fischer
5,921,464 A 7/1999 Seki
D429,148 S * 8/2000 Seidler D9/418
D449,982 S 11/2001 Ferris
D453,680 S * 2/2002 Grintz et al. D9/418
D456,251 S * 4/2002 Beeks D9/418

* cited by examiner

Primary Examiner—Prabhakar Deshmukh

(57) **CLAIM**

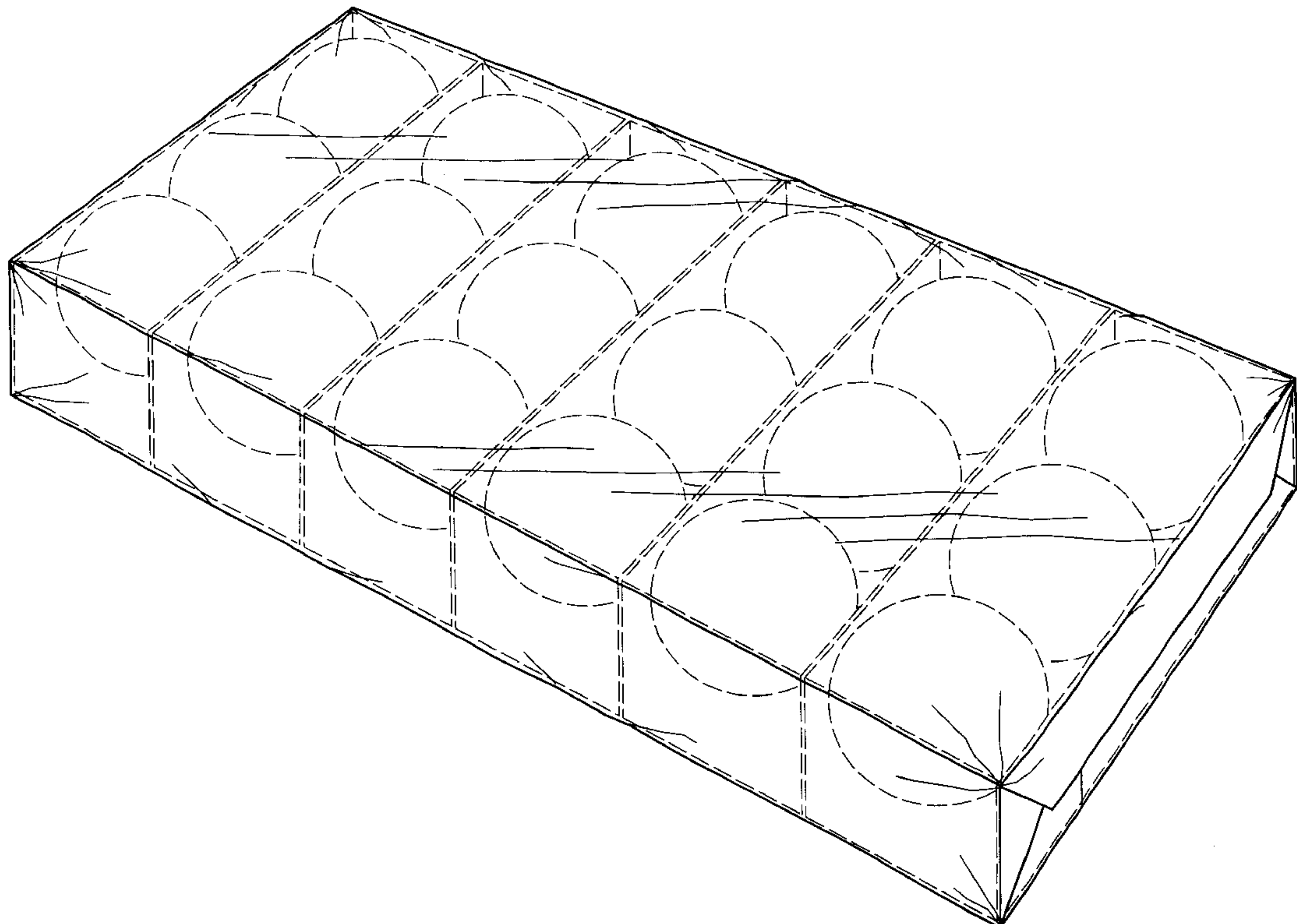
The ornamental design for a flexible package for golf ball sleeves, as shown and described.

DESCRIPTION

FIG. 1 is a perspective view of a flexible package for golf ball sleeves showing our new design;
FIG. 2 is a top plan view thereof;
FIG. 3 is a first side plan view thereof;
FIG. 4 is the other side plan view thereof;
FIG. 5 is a bottom plan view thereof;
FIG. 6 is a bottom end view thereof; and,
FIG. 7 is a top end view thereof.

The parts shown in broken lines in FIGS. 1–7 are shown for illustrative purposes only and form no part of the claimed design.

1 Claim, 4 Drawing Sheets



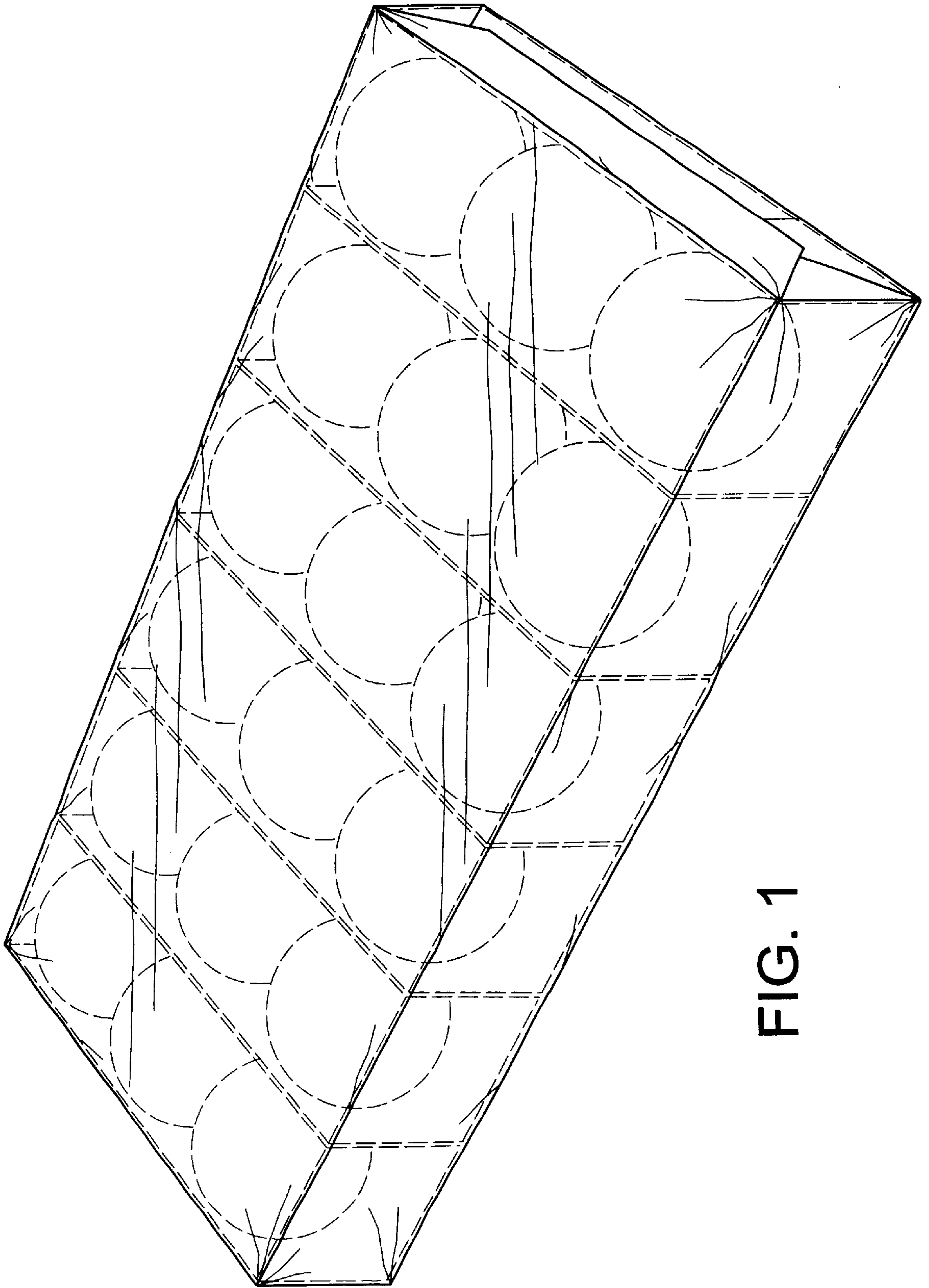


FIG. 1

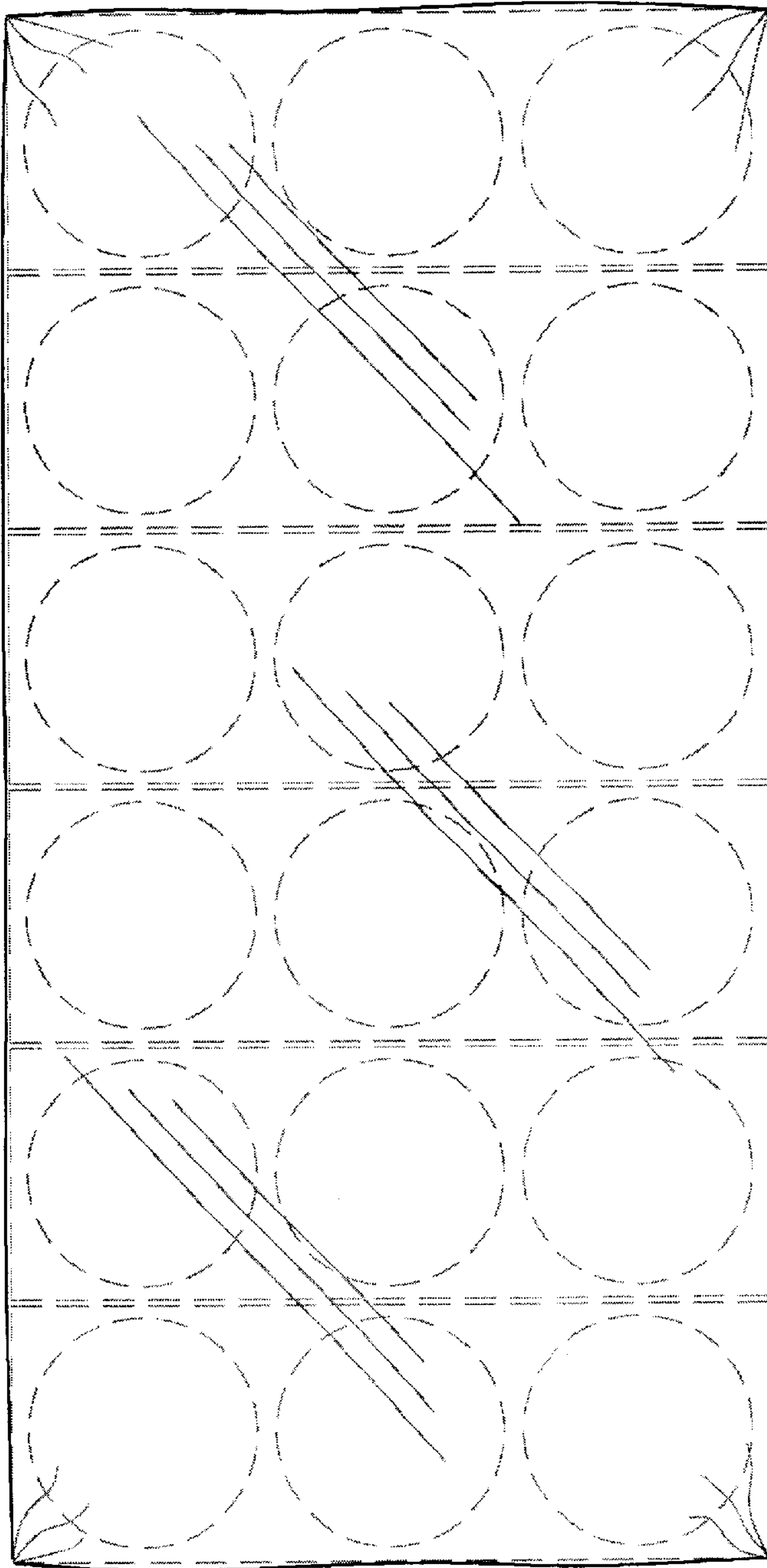


FIG. 2

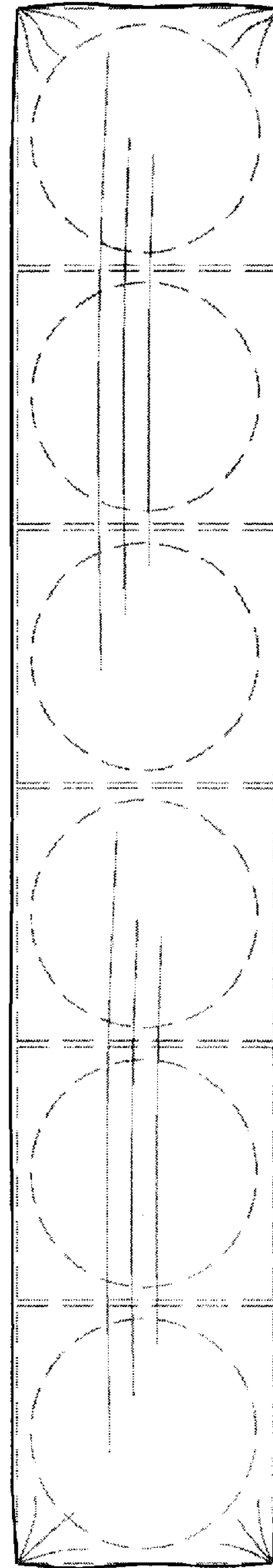


FIG. 3

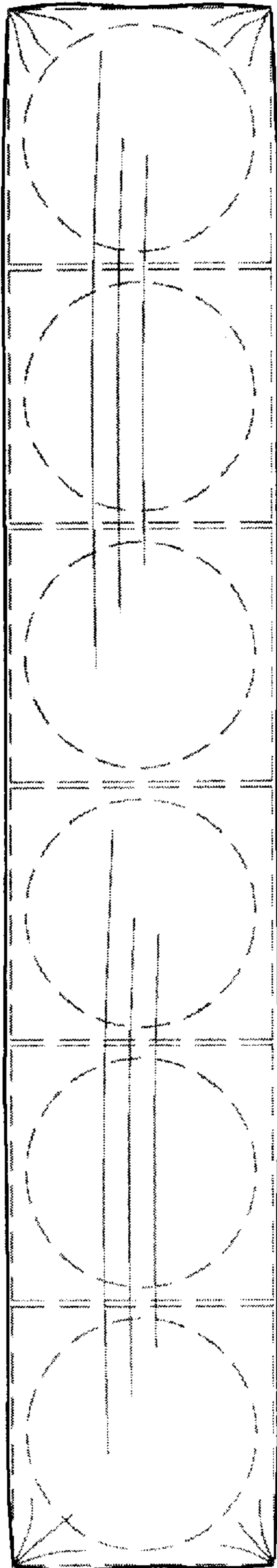


FIG. 4

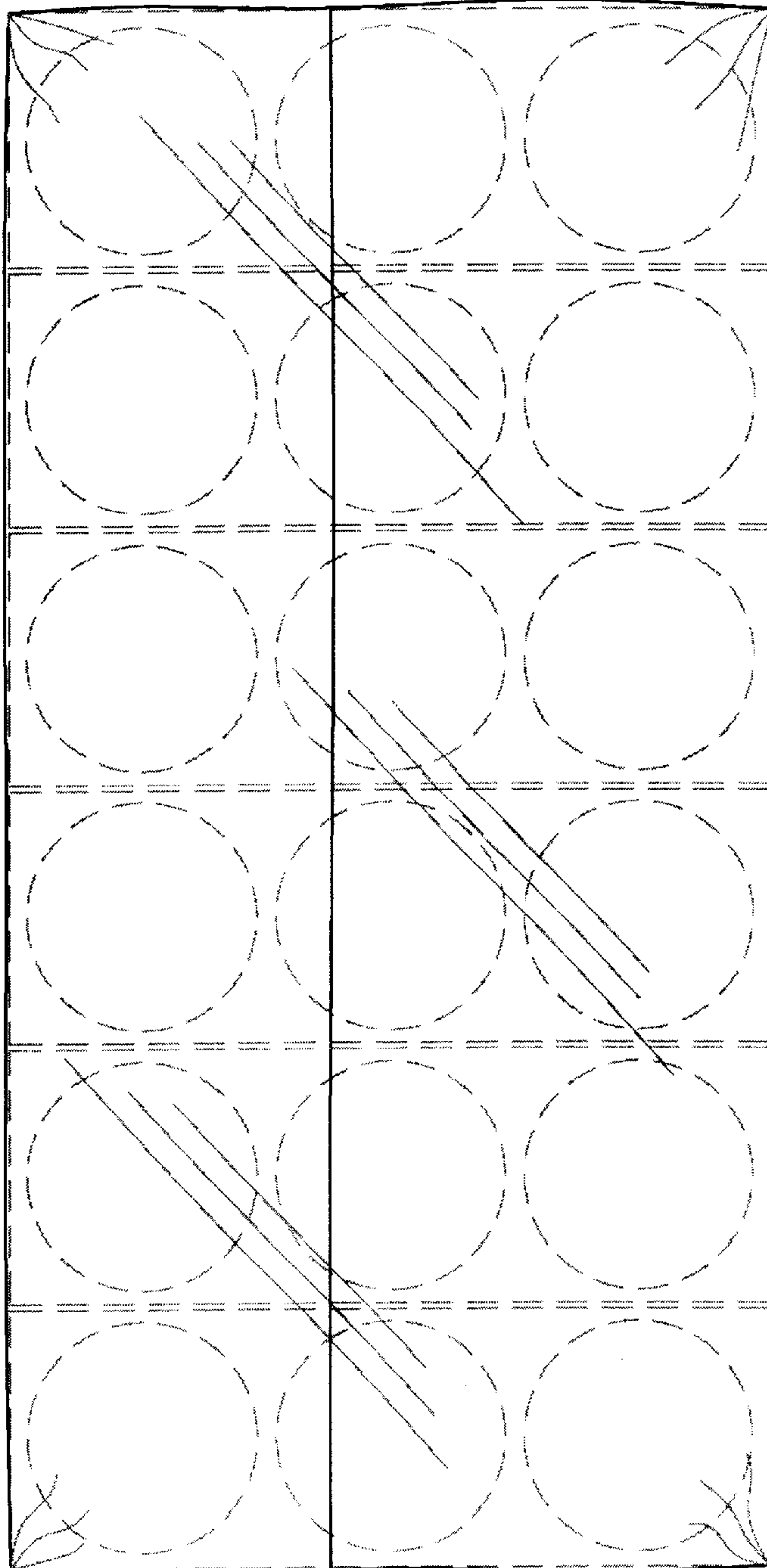


FIG. 5

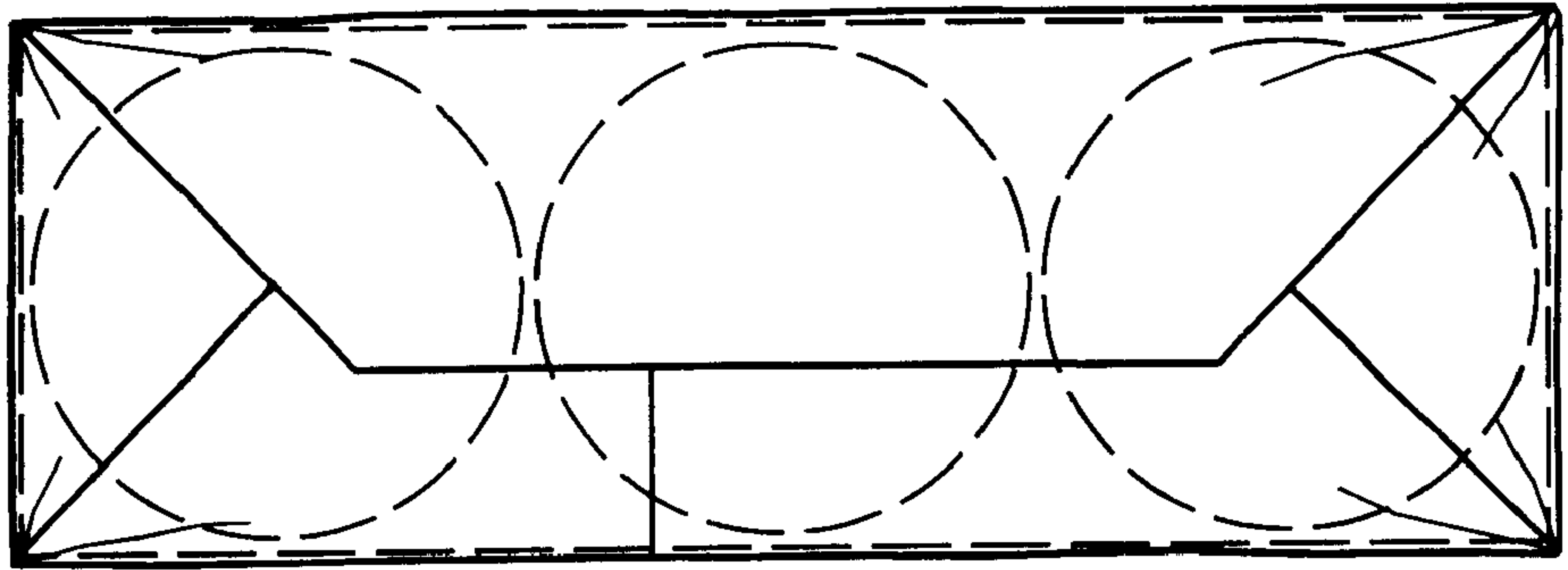


FIG. 6

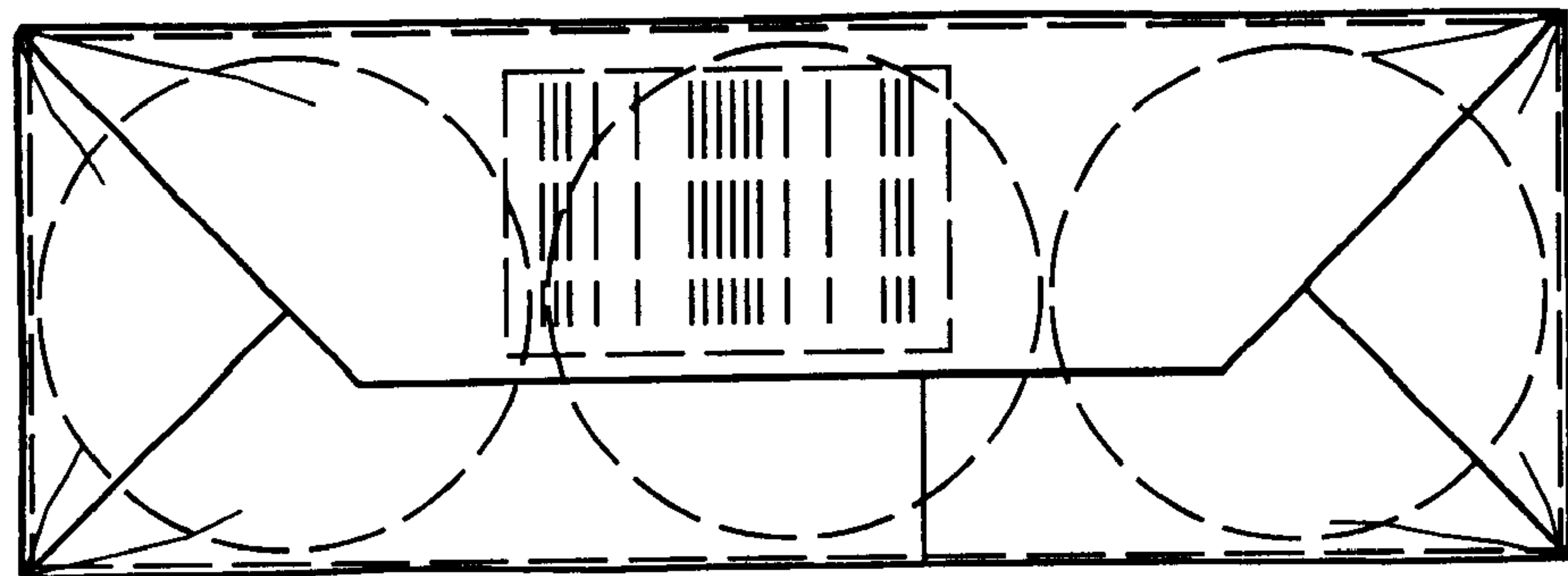


FIG. 7