



US00D482609S

(12) **United States Design Patent**  
**Weinstock**

(10) **Patent No.:** **US D482,609 S**

(45) **Date of Patent:** **\*\* Nov. 25, 2003**

(54) **DISPENSER**

**DESCRIPTION**

(76) Inventor: **Jay Weinstock**, 326 Prospect Ave., Apt. 10J, Hackensack, NJ (US) 07601

(\*\*) Term: **14 Years**

(21) Appl. No.: **29/177,218**

(22) Filed: **Mar. 5, 2003**

(51) **LOC (7) Cl.** ..... **09-01**

(52) **U.S. Cl.** ..... **D9/339**

(58) **Field of Search** ..... D9/337, 338, 339,  
D9/414, 416, 424, 430, 431, 499; 206/38,  
457, 528, 540, 822; 220/173, 106, 108,  
200, 554, 890

(56) **References Cited**

**U.S. PATENT DOCUMENTS**

D252,558 S	*	8/1979	Beck	.....	D9/418
D336,609 S	*	6/1993	Baier	.....	D9/339
D385,787 S	*	11/1997	Takano et al.	.....	D9/432
D386,967 S	*	12/1997	Alarcon	.....	D9/432
D397,033 S	*	8/1998	Puglisi	.....	D9/339
D406,760 S	*	3/1999	Puglisi	.....	D9/432
D451,799 S	*	12/2001	Berger et al.	.....	D9/339

\* cited by examiner

*Primary Examiner*—Philip S. Hyder  
*Assistant Examiner*—Daniel Bui

(57) **CLAIM**

The ornamental design for a dispenser, as shown and described.

FIG. 1 is a front perspective view of a first embodiment thereof;

FIG. 2 is a rear perspective view of the first embodiment thereof;

FIG. 3 is a top plan view of a first embodiment thereof;

FIG. 4 is a front elevational view of a first embodiment thereof;

FIG. 5 is a side elevational view of a first embodiment thereof;

FIG. 6 is a bottom plan view of a first embodiment thereof;

FIG. 7 is a front perspective view of a second embodiment thereof;

FIG. 8 is a left side elevational view of a second embodiment thereof;

FIG. 9 is a top plan view of a second embodiment thereof;

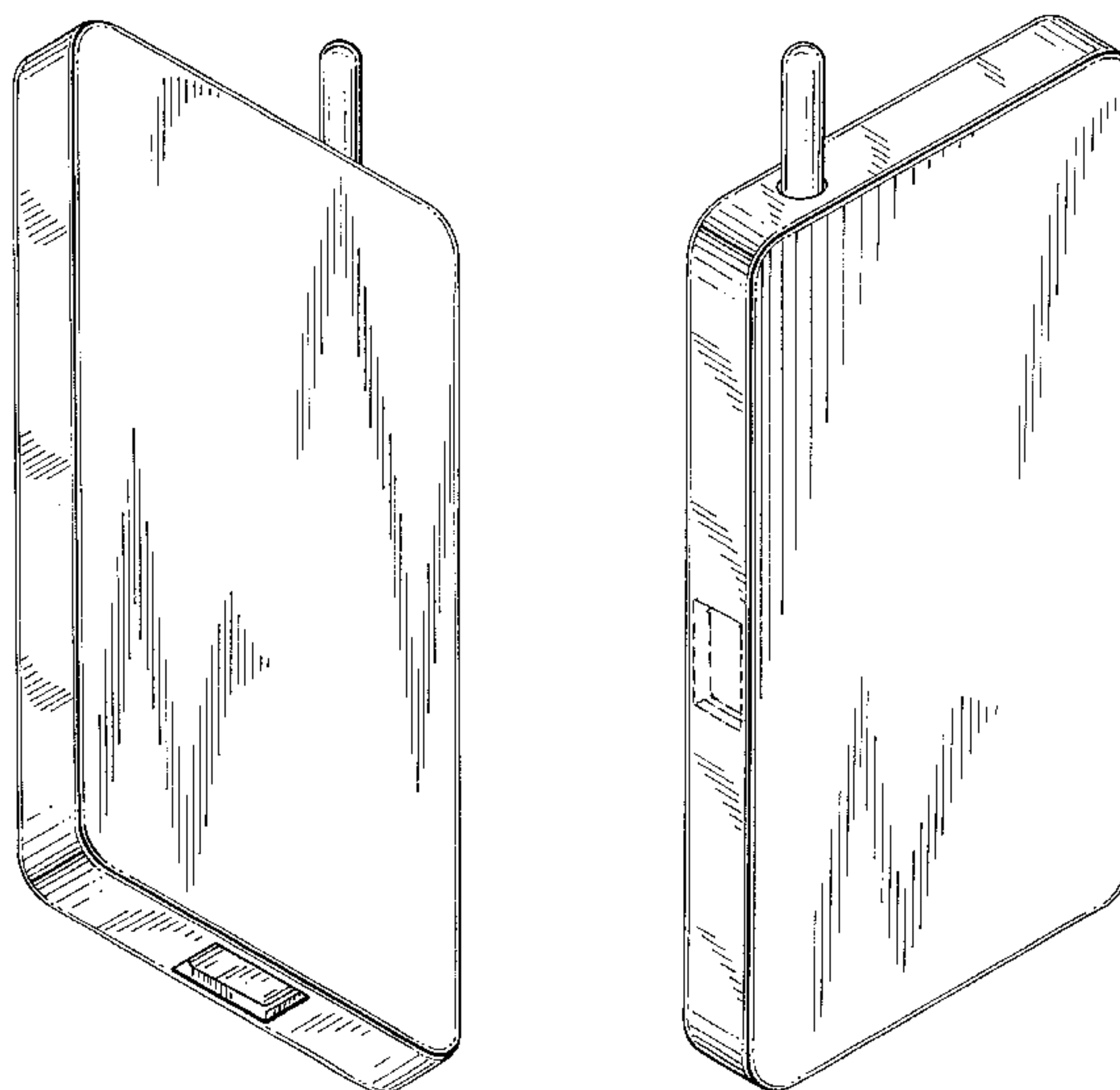
FIG. 10 is a front perspective view of a second embodiment thereof;

FIG. 11 is a right side elevational view of a second embodiment thereof; and,

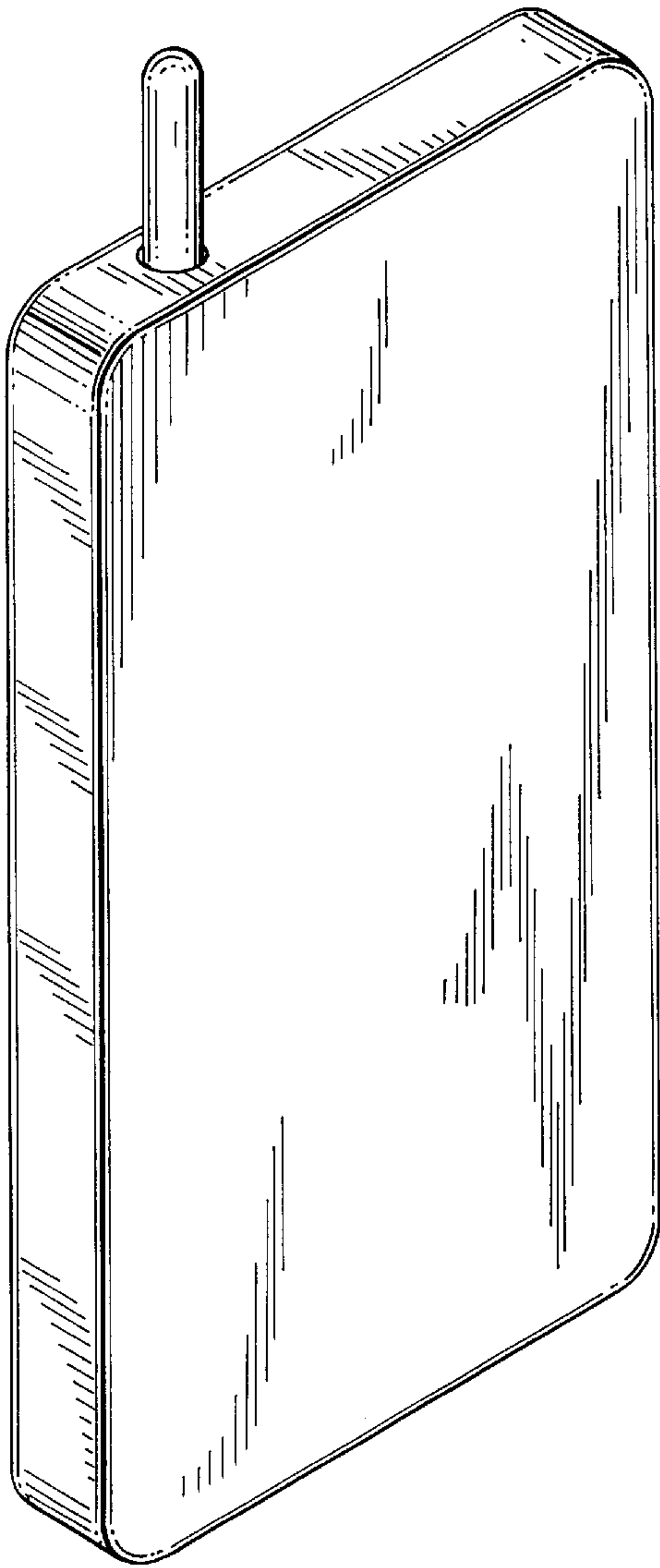
FIG. 12 is a bottom plan view of a second embodiment thereof.

The broken line showing of the environment in FIGS. 7 and 8 is for illustrative purposes only and forms no part of the claimed design.

**1 Claim, 4 Drawing Sheets**



*FIG. 1*



*FIG. 2*




FIG.3

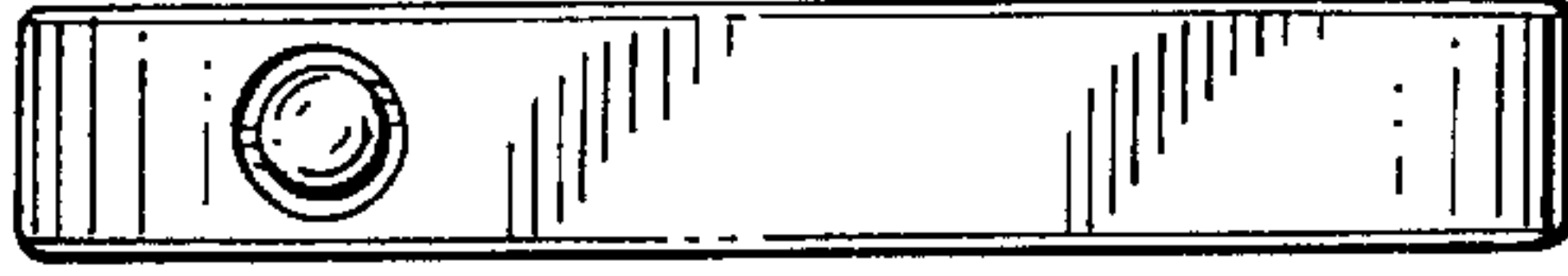


FIG.4

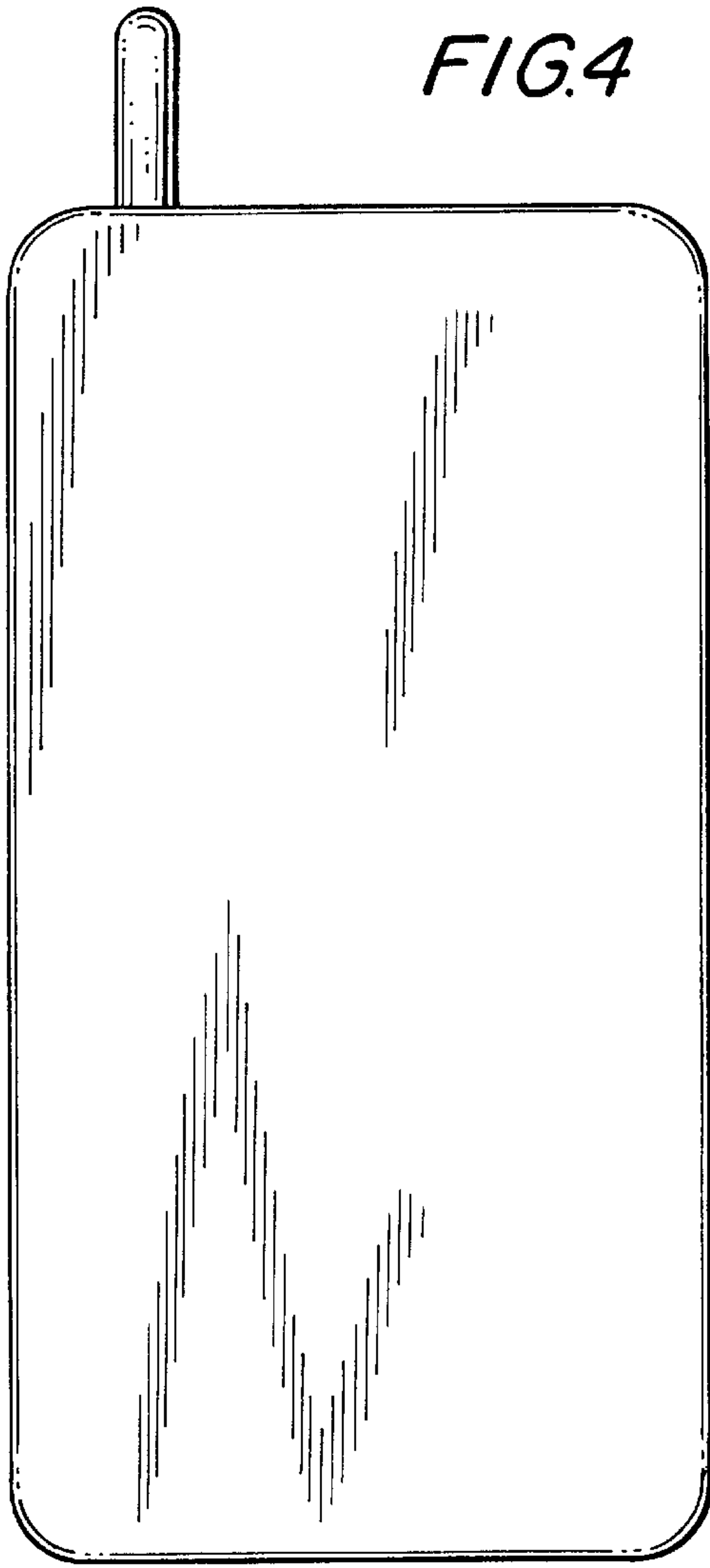
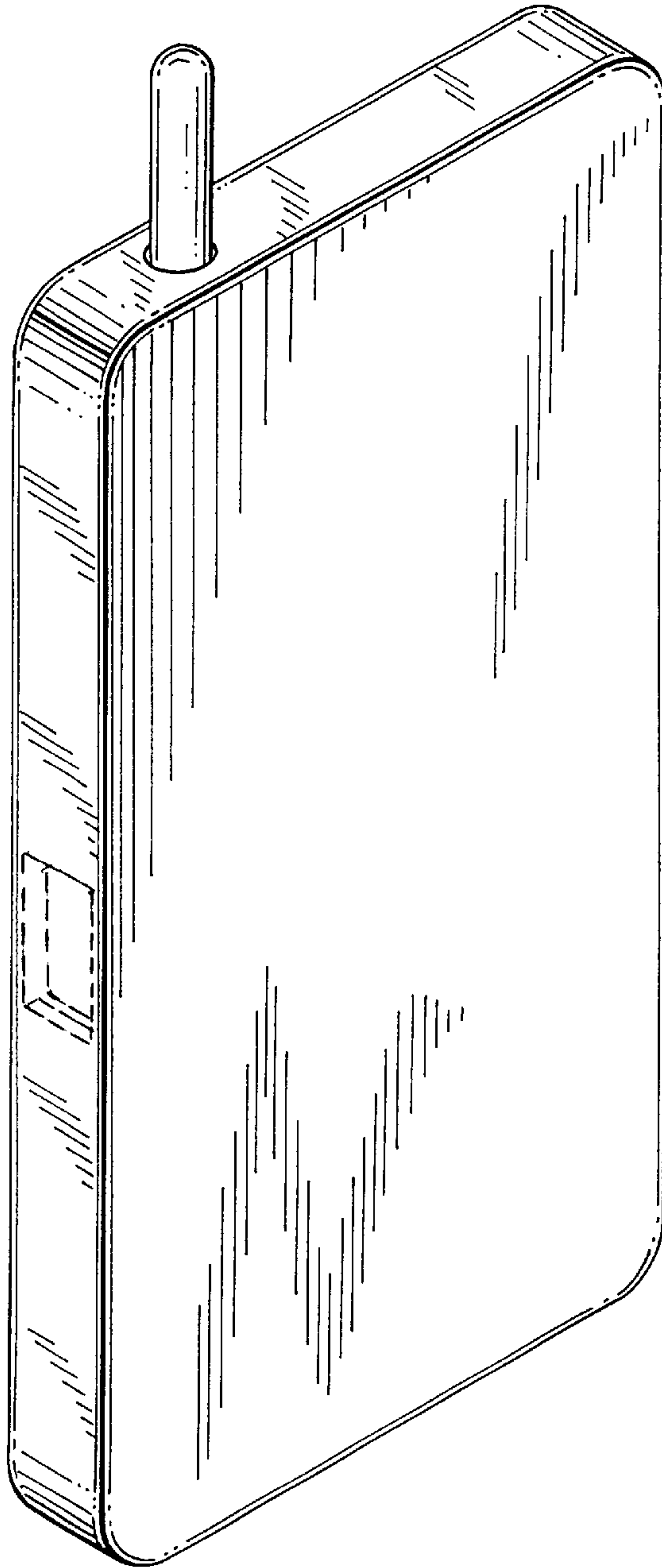


FIG.5



FIG.6

*FIG. 7*



*FIG. 8*

FIG. 9

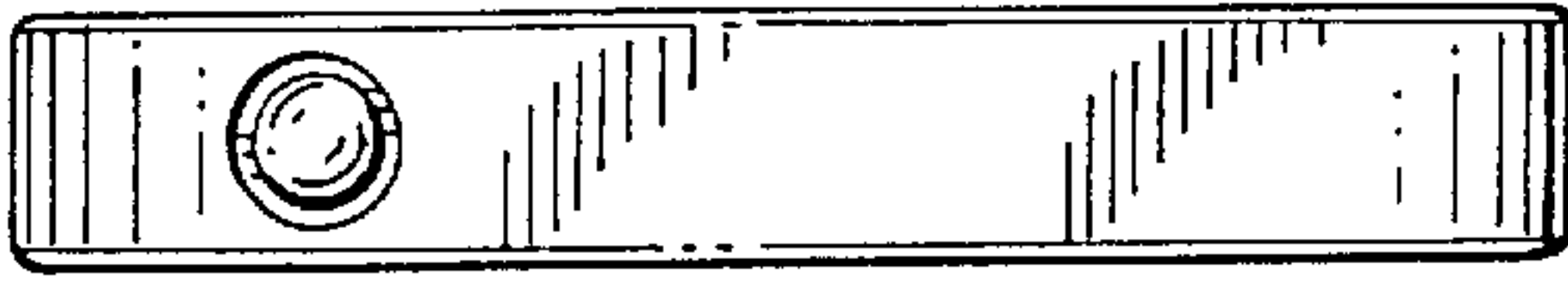


FIG. 10

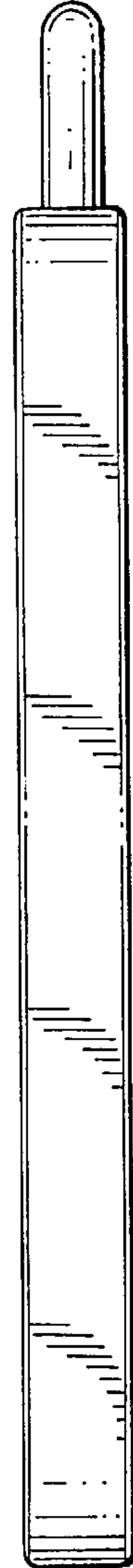



FIG. 11




FIG. 12