



US00D482608S

(12) **United States Design Patent**  
**Krebsbach et al.**

(10) **Patent No.: US D482,608 S**

(45) **Date of Patent: \*\* Nov. 25, 2003**

(54) **PACKAGING CONTAINER**

(75) Inventors: **Kay Krebsbach**, Deerfield, WI (US);  
**Jim Sendecke**, Madison, WI (US);  
**Stan Reed**, Oregon, WI (US); **Kathleen Mitchell Abendroth**, Madison, WI (US)

(73) Assignee: **Pierce Biotechnology, Inc.**, Rockford, IL (US)

(\*\*) Term: **14 Years**

(21) Appl. No.: **29/162,580**

(22) Filed: **Jun. 18, 2002**

(51) **LOC (7) Cl. .... 09-01**

(52) **U.S. Cl. .... D9/314; D9/432**

(58) **Field of Search .... D9/307, 310, 311, D9/314, 414, 430, 432; 206/457, 527; 229/116.1**

(56) **References Cited**

**U.S. PATENT DOCUMENTS**

D183,301 S	*	8/1958	De Kolb	.....	D9/307
D284,450 S	*	7/1986	Suzuki et al.	.....	D9/432
D311,685 S	*	10/1990	Tozawa	.....	D9/432
D314,914 S	*	2/1991	Callinan	.....	D9/432
D339,062 S	*	9/1993	Williams	.....	D9/432
D386,207 S	*	11/1997	Wichser	.....	D9/432
D394,808 S	*	6/1998	Mansau	.....	D9/432

\* cited by examiner

*Primary Examiner*—Sandra L. Morris

(74) *Attorney, Agent, or Firm*—Leydig, Voit & Mayer, Ltd.

(57) **CLAIM**

We claim the ornamental design for the packaging container, as shown and described.

**DESCRIPTION**

FIG. 1 is a front and top perspective view of the packaging container of the present invention;

FIG. 2 is a rear and bottom perspective view of the packaging container shown in FIG. 1;

FIG. 3 is a front view of the packaging container shown in FIG. 1;

FIG. 4 is a rear view of the packaging container shown in FIG. 1;

FIG. 5 is a side view, taken from the left, of the packaging container shown in FIG. 1;

FIG. 6 is a side view, taken from the right, of the packaging container shown in FIG. 1;

FIG. 7 is a top view of the packaging container shown in FIG. 1;

FIG. 8 is a bottom view of the packaging container shown in FIG. 1;

FIG. 9 is a front and top perspective view of an alternate embodiment of the packaging container shown in FIG. 1;

FIG. 10 is a rear and bottom perspective view of the packaging container shown in FIG. 9;

FIG. 11 is a front view of the packaging container shown in FIG. 9;

FIG. 12 is a rear view of the packaging container shown in FIG. 9;

FIG. 13 is a side view, taken from the left, of the packaging container shown in FIG. 9;

FIG. 14 is a side view, taken from the right, of the packaging container shown in FIG. 9;

FIG. 15 is a top view of the packaging container shown in FIG. 9; and,

FIG. 16 is a bottom view of the packaging container shown in FIG. 9.

**1 Claim, 12 Drawing Sheets**





FIG. 1





FIG. 2

FIG. 3




FIG. 4




FIG. 5

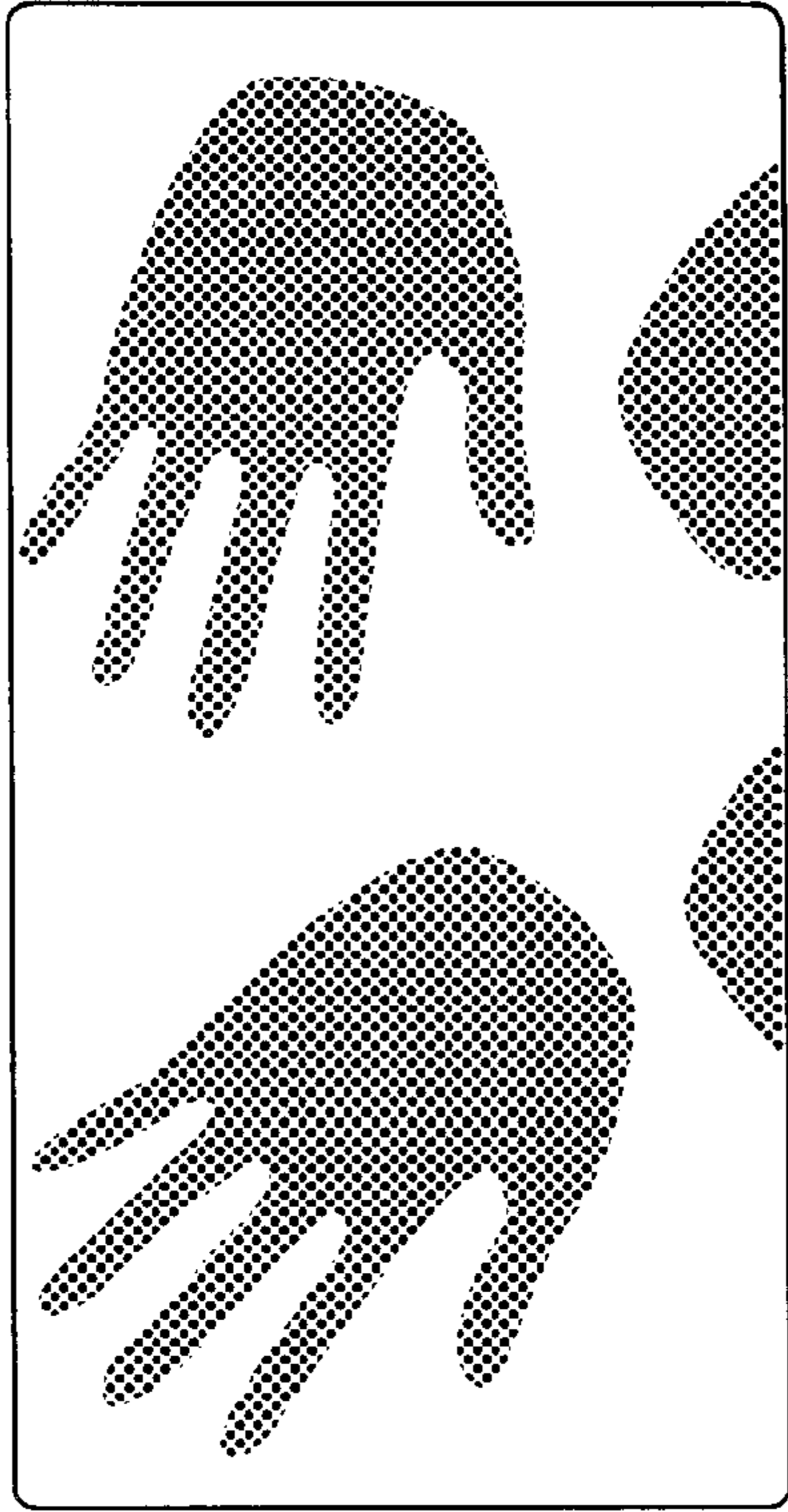


FIG. 6






FIG. 7






FIG. 8








FIG. 9





FIG. 10



FIG. 11




FIG. 12





FIG. 13




FIG. 14






FIG. 15





FIG. 16

